

Autodromo Int. do Algarve

CPV 1300 + CPVC

Race - 1

Provisional Results

Autodromo do Algarve 4.653 m.



Cls	Nº	Entrant/Team	Nat	Driver 1	Nat	Driver 2	Nat	Vehicle	Cat	Cl	Laps	Total Time	Gap	Interval	Km/h	Best	Time	Km/h
1	3	JOAO PEDRO MACEDO SIL		JOAO PEDRO MACEDO SILVA				PORSCHE 911 RSR	H75	1	10	21:05.549			132.3	2	1:58.997	140.7
2	6	JOAQUIM JORGE		JOAQUIM JORGE				FORD ESCORT RS 1600	H75	2	10	21:21.036	15.487	15.487	130.7	3	2:01.909	137.4
3	2	RUI MANUEL LOPES ANJOS		RUI MANUEL LOPES ANJOS				FORD ESCORT RS 1600	H75	3	10	21:21.653	16.104	0.617	130.6	7	2:01.475	137.8
4	24	ANTONIO JOSÉ MOREIRA DA CUNHA SOARES		ANTONIO JOSÉ MOREIRA DA				FORD ESCORT RS 1600	H75	4	10	21:36.813	31.264	15.160	129.1	7	2:03.042	136.1
5	20	RUI FILIPE DE CASTRO FERREIRA		RUI FILIPE DE CASTRO				FORD ESCORT RS 1600	H75	5	10	21:43.013	37.464	6.200	128.5	10	2:04.498	134.5
6	67	MARCO NUNO DE LACERDA CAMPOS		MARCO NUNO DE LACER		SIMPLICITO DE BRITO		MAZDA CAPELLA	GRUPO	1	10	21:44.690	39.141	1.677	128.3	10	2:04.778	134.2
7	10	BRUNO CRISTÓVÃO FERNANDES DOS SANTOS		BRUNO CRISTÓVÃO				PORSCHE 911 RS	H75	6	10	22:07.822	1:02.273	23.132	126.1	7	2:08.401	130.4
8	19	CLAUDIO ESTAFANIO FERNANDES		CLAUDIO ESTAFANIO				PORSCHE 911 RS	H75	7	10	22:46.130	1:40.581	38.308	122.6	8	2:08.956	129.8
9	35	RICARDO JORGE RODRIGUES		RICARDO JORGE				FORD ESCORT RS 2000	GRUPO	1	10	22:56.770	1:51.221	10.640	121.6	7	2:11.734	127.1
10	28	NUNO ROCHA OLIVEIRA B		NUNO ROCHA OLIVEIRA				FORD ESCORT RS 2000	GRUPO	2	10	23:13.350	2:07.801	16.580	120.2	2	2:14.859	124.2
11	1	EDUARDO LUCIO PINTO		EDUARDO SANTOS		PEDRO POÇAS		PORSCHE 924	H81	1	10	23:22.002	2:16.453	8.652	119.4	7	2:16.380	122.8
12	5	LUÍS ALEGRIA		LUÍS ALEGRIA				DATSUN 1200	H75	8	10	23:23.349	2:17.800	1.347	119.3	7	2:12.664	126.2
13	16	PEDRO BARBOSA		PEDRO BARBOSA				DATSUN 1200	H75	9	9	21:17.118	1 Lap	1 Lap	118.0	7	2:17.985	121.3
14	25	JORGE MANUEL CEQUEIRA		JORGE MANUEL CEQUEIRA				TOYOTA STARLET 1.3 S	LEGEND	1	9	21:29.363	1 Lap	12.245	116.9	6	2:20.774	118.9
15	14	JOÃO CARLOS DA FONTE		JOÃO CARLOS DA FONTE				FORD ESCORT RS 1600	GRUPO	2	9	21:53.205	1 Lap	23.842	114.8	2	2:03.089	136.0
16	50	MONTEIROS COMPETIÇOE		VITOR COSTA				LOTUS ELAN	H71	1	9	22:04.515	1 Lap	11.310	113.8	9	2:22.911	117.2
17	7	CÂNDIDO GUILHERME		CÂNDIDO GUILHERME		NUNO ANTONIO DA CRU		DATSUN 1200	H71	2	9	22:08.690	1 Lap	4.175	113.4	9	2:23.615	116.6
18	66	NELSON RESENDE		NELSON RESENDE				DATSUN 1200	H75	10	9	22:51.699	1 Lap	43.009	109.9	9	2:18.816	120.6
19	56	JOAO PAULO DA COSTA		JOAO PAULO DA COSTA				TOYOTA STARLET 1.3 S	LEGEND	2	9	22:51.745	1 Lap	0.046	109.9	6	2:29.191	112.2
20	52	PEDRO TEIXEIRA		PEDRO TEIXEIRA				FIAT PUNTO 85 SPORT	DESAFI	1	9	23:00.711	1 Lap	8.966	109.1	8	2:32.079	110.1
21	17	DUARTE NUNO FERREIRA DOS SANTOS PINTO TRINDADE		DUARTE NUNO FERREIRA				PEUGEOT 106 XSI	LEGEND	3	9	23:08.016	1 Lap	7.305	108.6	9	2:32.511	109.8
22	55	DOMINGOS MANUEL BOURBON DE SOUSA COUTINHO		DOMINGOS MANUEL				BMW 2800 CS	H71	3	8	20:31.958	2 Laps	1 Lap	108.7	2	2:14.461	124.5
23	34	MONTEIROS COMPETIÇÃO		ANTONIO GAGO				MINI	LEGEND	4	8	22:05.331	2 Laps	1:33.373	101.1	7	2:42.382	103.1
24	41	ANTONIO ALEXANDRE		ANTONIO ALEXANDRE				FIAT PUNTO 85 SPORT	DESAFI	2	8	22:42.443	2 Laps	37.112	98.3	8	2:37.684	106.2
25	60	VELOSO AMARAL		VELOSO AMARAL				HILLMAN IMP	H71/TAÇ	1	8	23:56.502	2 Laps	1:14.059	93.2	8	2:52.457	97.1

Not classified: (Requirements: 75% of number laps of leader = 8 Laps)

12	MIGUEL MARIA CONRADO	MIGUEL MARIA CONRADO						AUSTIN METRO	LEGEND	5								
31	CARLOS FERNANDO DE CARVALHO BARBOSA DA CRUZ	CARLOS FERNANDO DE						DATSUN 1200	H75	11								
21	NUNO AUGUSTO	NUNO AUGUSTO				PEDRO LISBOA		FORD ESCORT MK I	GRUPO	3	2	5:28.299	8 Laps	-2 Laps	102.0	2	2:32.444	109.8
47	RICARDO MANUEL HENRIQUES	RICARDO MANUEL						OPEL CORSA A	LEGEND	6	2	11:15.171	8 Laps	5:46.872	49.6	1	2:57.728	94.2


Fastest lap JOAO PEDRO MACEDO SILVA in 1:58.997 at 140.7 Km/h in lap 2

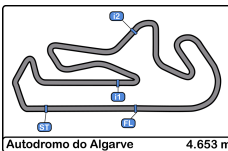
Published at:.....

Track Temp: 21.3 °C Air Temp: 26.0 °C Humidity: 55 % Track Status: DRY

Race Director:

Timekeeper:





Autodromo Int. do Algarve

CPV 1300 + CPVC

Race - 1

Provisional Results by Category



Autodromo do Algarve 4.653 m.

H75																		
Cls	Nº	Entrant/Team	Nat	Driver 1	Nat	Driver 2	Nat	Vehicle	Cat	Cl	Laps	Total Time	Gap	Interval	Km/h	Best	Time	Km/h
1	3	JOAO PEDRO MACEDO SIL	X	JOAO PEDRO MACEDO SILVA				PORSCHE 911 RSR	H75	1	10	21:05.549			132.3	2	1:58.997	140.7
2	6	JOAQUIM JORGE	X	JOAQUIM JORGE				FORD ESCORT RS 1600	H75	2	10	21:21.036	15.487	15.487	130.7	3	2:01.909	137.4
3	2	RUI MANUEL LOPES ANJOS	X	RUI MANUEL LOPES ANJOS				FORD ESCORT RS 1600	H75	3	10	21:21.653	16.104	0.617	130.6	7	2:01.475	137.8
4	24	ANTONIO JOSÉ MOREIRA DA CUNHA SOARES	X	ANTONIO JOSÉ MOREIRA DA				FORD ESCORT RS 1600	H75	4	10	21:36.813	31.264	15.160	129.1	7	2:03.042	136.1
5	20	RUI FILIPE DE CASTRO FERREIRA	X	RUI FILIPE DE CASTRO				FORD ESCORT RS 1600	H75	5	10	21:43.013	37.464	6.200	128.5	10	2:04.498	134.5
6	10	BRUNO CRISTÓVÃO FERNANDES DOS SANTOS	X	BRUNO CRISTÓVÃO				PORSCHE 911 RS	H75	6	10	22:07.822	1:02.273	24.809	126.1	7	2:08.401	130.4
7	19	CLAUDIO ESTAFANIO FERNANDES	X	CLAUDIO ESTAFANIO				PORSCHE 911 RS	H75	7	10	22:46.130	1:40.581	38.308	122.6	8	2:08.956	129.8
8	5	LUÍS ALEGRIA	X	LUÍS ALEGRIA				DATSUN 1200	H75	8	10	23:23.349	2:17.800	37.219	119.3	7	2:12.664	126.2
9	16	PEDRO BARBOSA	X	PEDRO BARBOSA				DATSUN 1200	H75	9	9	21:17.118	1 Lap	1 Lap	118.0	7	2:17.985	121.3
10	66	NELSON RESENDE	X	NELSON RESENDE				DATSUN 1200	H75	10	9	22:51.699	1 Lap	1:34.581	109.9	9	2:18.816	120.6

Not classified: (Requirements: 75% of number laps of leader = 8 Laps)

31		CARLOS FERNANDO DE CARVALHO BARBOSA DA CRUZ	X	CARLOS FERNANDO DE				DATSUN 1200	H75	11									
----	--	---	---	--------------------	--	--	--	-------------	-----	----	--	--	--	--	--	--	--	--	--

GRUPO 5																		
Cls	Nº	Entrant/Team	Nat	Driver 1	Nat	Driver 2	Nat	Vehicle	Cat	Cl	Laps	Total Time	Gap	Interval	Km/h	Best	Time	Km/h
1	67	MARCO NUNO DE LACERDA CAMPOS	X	MARCO NUNO DE LACER		SIMPLICITO DE BRITO		MAZDA CAPELLA	GRUPO	1	10	21:44.690			128.3	10	2:04.778	134.2
2	14	JOÃO CARLOS DA FONTE	X	JOÃO CARLOS DA FONTE				FORD ESCORT RS 1600	GRUPO	2	9	21:53.205	1 Lap	1 Lap	114.8	2	2:03.089	136.0

Not classified: (Requirements: 75% of number laps of leader = 8 Laps)

21		NUNO AUGUSTO	X	NUNO AUGUSTO		PEDRO LISBOA		FORD ESCORT MK I	GRUPO	3	2	5:28.299	8 Laps	7 Laps	102.0	2	2:32.444	109.8
----	--	--------------	---	--------------	--	--------------	--	------------------	-------	---	---	----------	--------	--------	-------	---	----------	-------

GRUPO 1 NACIONAL																		
Cls	Nº	Entrant/Team	Nat	Driver 1	Nat	Driver 2	Nat	Vehicle	Cat	Cl	Laps	Total Time	Gap	Interval	Km/h	Best	Time	Km/h
1	35	RICARDO JORGE RODRIGUES	X	RICARDO JORGE				FORD ESCORT RS 2000	GRUPO	1	10	22:56.770			121.6	7	2:11.734	127.1
2	28	NUNO ROCHA OLIVEIRA B	X	NUNO ROCHA OLIVEIRA				FORD ESCORT RS 2000	GRUPO	2	10	23:13.350	16.580	16.580	120.2	2	2:14.859	124.2

H81																		
Cls	Nº	Entrant/Team	Nat	Driver 1	Nat	Driver 2	Nat	Vehicle	Cat	Cl	Laps	Total Time	Gap	Interval	Km/h	Best	Time	Km/h
1	1	EDUARDO LUCIO PINTO	X	EDUARDO SANTOS		PEDRO POÇAS		PORSCHE 924	H81	1	10	23:22.002			119.4	7	2:16.380	122.8


LEGENDS																		
Cls	Nº	Entrant/Team	Nat	Driver 1	Nat	Driver 2	Nat	Vehicle	Cat	Cl	Laps	Total Time	Gap	Interval	Km/h	Best	Time	Km/h
1	25	JORGE MANUEL CEQUEIRA	X	JORGE MANUEL CEQUEIRA				TOYOTA STARLET 1.3 S	LEGEND	1	9	21:29.363			116.9	6	2:20.774	118.9
2	56	JOAO PAULO DA COSTA	X	JOAO PAULO DA COSTA				TOYOTA STARLET 1.3 S	LEGEND	2	9	22:51.745	1:22.382	1:22.382	109.9	6	2:29.191	112.2
3	17	DUARTE NUNO FERREIRA DOS SANTOS PINTO TRINDADE	X	DUARTE NUNO FERREIRA				PEUGEOT 106 XSI	LEGEND	3	9	23:08.016	1:38.653	16.271	108.6	9	2:32.511	109.8

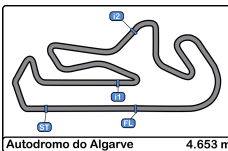
Published at:.....

Track Temp: 21.3 °C Air Temp: 26.0 °C Humidity: 55 % Track Status: DRY

Race Director:

Timekeeper:





Autodromo Int. do Algarve
CPV 1300 + CPVC
Race - 1
Provisional Results by Category



LEGENDS																			
Cls	Nº	Entrant/Team	Nat	Driver 1	Nat	Driver 2	Nat	Vehicle	Cat	Cl	Laps	Total Time	Gap	Interval	Km/h	Best	Time	Km/h	
4	34	MONTEIROS COMPETIÇÃO	<input checked="" type="checkbox"/>	ANTONIO GAGO	<input type="checkbox"/>			MINI	LEGEND	4	8	22:05.331	1 Lap	1 Lap	101.1	7	2:42.382	103.1	
Not classified: (Requirements: 75% of number laps of leader = 8 Laps)																			
12		MIGUEL MARIA CONRADO	<input checked="" type="checkbox"/>	MIGUEL MARIA CONRADO	<input type="checkbox"/>			AUSTIN METRO	LEGEND	5									
47		RICARDO MANUEL HENRIQUES	<input checked="" type="checkbox"/>	RICARDO MANUEL	<input type="checkbox"/>			OPEL CORSA A	LEGEND	6	2	11:15.171	7 Laps	-2 Laps	49.6	1	2:57.728	94.2	

H71																		
Cls	Nº	Entrant/Team	Nat	Driver 1	Nat	Driver 2	Nat	Vehicle	Cat	Cl	Laps	Total Time	Gap	Interval	Km/h	Best	Time	Km/h
1	50	MONTEIROS COMPETIÇÃO	<input checked="" type="checkbox"/>	VITOR COSTA	<input type="checkbox"/>			LOTUS ELAN	H71	1	9	22:04.515			113.8	9	2:22.911	117.2
2	7	CÂNDIDO GUILHERME	<input checked="" type="checkbox"/>	CÂNDIDO GUILHERME	<input type="checkbox"/>	NUNO ANTONIO DA CRU		DATSUN 1200	H71	2	9	22:08.690	4.175	4.175	113.4	9	2:23.615	116.6
3	55	DOMINGOS MANUEL BOURBON DE SOUSA COUTINHO	<input checked="" type="checkbox"/>	DOMINGOS MANUEL	<input type="checkbox"/>			BMW 2800 CS	H71	3	8	20:31.958	1 Lap	1 Lap	108.7	2	2:14.461	124.5

DESAFIO ANPAC																		
Cls	Nº	Entrant/Team	Nat	Driver 1	Nat	Driver 2	Nat	Vehicle	Cat	Cl	Laps	Total Time	Gap	Interval	Km/h	Best	Time	Km/h
1	52	PEDRO TEIXEIRA	<input checked="" type="checkbox"/>	PEDRO TEIXEIRA	<input type="checkbox"/>			FIAT PUNTO 85 SPORT	DESAFI	1	9	23:00.711			109.1	8	2:32.079	110.1
2	41	ANTONIO ALEXANDRE	<input checked="" type="checkbox"/>	ANTONIO ALEXANDRE	<input type="checkbox"/>			FIAT PUNTO 85 SPORT	DESAFI	2	8	22:42.443	1 Lap	1 Lap	98.3	8	2:37.684	106.2

H71/TAÇA 1000																		
Cls	Nº	Entrant/Team	Nat	Driver 1	Nat	Driver 2	Nat	Vehicle	Cat	Cl	Laps	Total Time	Gap	Interval	Km/h	Best	Time	Km/h
1	60	VELOSO AMARAL	<input checked="" type="checkbox"/>	VELOSO AMARAL	<input type="checkbox"/>			HILLMAN IMP	H71/TAÇ	1	8	23:56.502			93.2	8	2:52.457	97.1

Fastest lap JOAO PEDRO MACEDO SILVA in 1:58.997 at 140.7 Km/h in lap 2

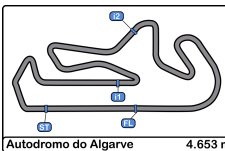
Published at:.....

Track Temp: 21.3 °C Air Temp: 26.0 °C Humidity: 55 % Track Status: DRY

Race Director:

Timekeeper:





Autodromo Int. do Algarve
CPV 1300 + CPVC
Race - 1
Provisional Results by Class



Autodromo do Algarve 4.653 m.

CPVC																		
Cls	Nº	Entrant/Team	Nat	Driver 1	Nat	Driver 2	Nat	Vehicle	Cat	Cl	Laps	Total Time	Gap	Interval	Km/h	Best	Time	Km/h
1	3	JOAO PEDRO MACEDO SIL	X	JOAO PEDRO MACEDO SILVA				PORSCHE 911 RSR	CPVC	1	10	21:05.549			132.3	2	1:58.997	140.7
2	6	JOAQUIM JORGE	X	JOAQUIM JORGE				FORD ESCORT RS 1600	CPVC	2	10	21:21.036	15.487	15.487	130.7	3	2:01.909	137.4
3	2	RUI MANUEL LOPES ANJOS	X	RUI MANUEL LOPES ANJOS				FORD ESCORT RS 1600	CPVC	3	10	21:21.653	16.104	0.617	130.6	7	2:01.475	137.8
4	24	ANTONIO JOSÉ MOREIRA DA CUNHA SOARES	X	ANTONIO JOSÉ MOREIRA DA				FORD ESCORT RS 1600	CPVC	4	10	21:36.813	31.264	15.160	129.1	7	2:03.042	136.1
5	20	RUI FILIPE DE CASTRO FERREIRA	X	RUI FILIPE DE CASTRO				FORD ESCORT RS 1600	CPVC	5	10	21:43.013	37.464	6.200	128.5	10	2:04.498	134.5
6	67	MARCO NUNO DE LACERDA CAMPOS	X	MARCO NUNO DE LACER		SIMPLICITO DE BRITO		MAZDA CAPELLA	CPVC	6	10	21:44.690	39.141	1.677	128.3	10	2:04.778	134.2
7	10	BRUNO CRISTÓVÃO FERNANDES DOS SANTOS	X	BRUNO CRISTÓVÃO				PORSCHE 911 RS	CPVC	7	10	22:07.822	1:02.273	23.132	126.1	7	2:08.401	130.4
8	19	CLAUDIO ESTAFANIO FERNANDES	X	CLAUDIO ESTAFANIO				PORSCHE 911 RS	CPVC	8	10	22:46.130	1:40.581	38.308	122.6	8	2:08.956	129.8
9	35	RICARDO JORGE RODRIGUES	X	RICARDO JORGE				FORD ESCORT RS 2000	CPVC	9	10	22:56.770	1:51.221	10.640	121.6	7	2:11.734	127.1
10	28	NUNO ROCHA OLIVEIRA B	X	NUNO ROCHA OLIVEIRA				FORD ESCORT RS 2000	CPVC	10	10	23:13.350	2:07.801	16.580	120.2	2	2:14.859	124.2
11	1	EDUARDO LUCIO PINTO	X	EDUARDO SANTOS		PEDRO POÇAS		PORSCHE 924	CPVC	11	10	23:22.002	2:16.453	8.652	119.4	7	2:16.380	122.8
12	14	JOÃO CARLOS DA FONTE	X	JOÃO CARLOS DA FONTE				FORD ESCORT RS 1600	CPVC	12	9	21:53.205	1 Lap	1 Lap	114.8	2	2:03.089	136.0
13	50	MONTEIROS COMPETIÇÃO	X	VITOR COSTA				LOTUS ELAN	CPVC	13	9	22:04.515	1 Lap	11.310	113.8	9	2:22.911	117.2
14	55	DOMINGOS MANUEL BOURBON DE SOUSA COUTINHO	X	DOMINGOS MANUEL				BMW 2800 CS	CPVC	14	8	20:31.958	2 Laps	1 Lap	108.7	2	2:14.461	124.5
Not classified: (Requirements: 75% of number laps of leader = 8 Laps)																		
21		NUNO AUGUSTO	X	NUNO AUGUSTO		PEDRO LISBOA		FORD ESCORT MK I	CPVC	15	2	5:28.299	8 Laps	6 Laps	102.0	2	2:32.444	109.8

CPV 1300																		
Cls	Nº	Entrant/Team	Nat	Driver 1	Nat	Driver 2	Nat	Vehicle	Cat	Cl	Laps	Total Time	Gap	Interval	Km/h	Best	Time	Km/h
1	5	LUÍS ALEGRIA	X	LUÍS ALEGRIA				DATSUN 1200	CPV 130	1	10	23:23.349			119.3	7	2:12.664	126.2
2	16	PEDRO BARBOSA	X	PEDRO BARBOSA				DATSUN 1200	CPV 130	2	9	21:17.118	1 Lap	1 Lap	118.0	7	2:17.985	121.3
3	25	JORGE MANUEL CEQUEIRA	X	JORGE MANUEL CEQUEIRA				TOYOTA STARLET 1.3 S	CPV 130	3	9	21:29.363	1 Lap	12.245	116.9	6	2:20.774	118.9
4	7	CÂNDIDO GUILHERME	X	CÂNDIDO GUILHERME		NUNO ANTONIO DA CRU		DATSUN 1200	CPV 130	4	9	22:08.690	1 Lap	39.327	113.4	9	2:23.615	116.6
5	66	NELSON RESENDE	X	NELSON RESENDE				DATSUN 1200	CPV 130	5	9	22:51.699	1 Lap	43.009	109.9	9	2:18.816	120.6
6	56	JOAO PAULO DA COSTA	X	JOAO PAULO DA COSTA				TOYOTA STARLET 1.3 S	CPV 130	6	9	22:51.745	1 Lap	0.046	109.9	6	2:29.191	112.2
7	52	PEDRO TEIXEIRA	X	PEDRO TEIXEIRA				FIAT PUNTO 85 SPORT	CPV 130	7	9	23:00.711	1 Lap	8.966	109.1	8	2:32.079	110.1
8	17	DUARTE NUNO FERREIRA DOS SANTOS PINTO TRINDADE	X	DUARTE NUNO FERREIRA				PEUGEOT 106 XSI	CPV 130	8	9	23:08.016	1 Lap	7.305	108.6	9	2:32.511	109.8
9	34	MONTEIROS COMPETIÇÃO	X	ANTONIO GAGO				MINI	CPV 130	9	8	22:05.331	2 Laps	1 Lap	101.1	7	2:42.382	103.1
10	41	ANTONIO ALEXANDRE	X	ANTONIO ALEXANDRE				FIAT PUNTO 85 SPORT	CPV 130	10	8	22:42.443	2 Laps	37.112	98.3	8	2:37.684	106.2
11	60	VELOSO AMARAL	X	VELOSO AMARAL				HILLMAN IMP	CPV 130	11	8	23:56.502	2 Laps	1:14.059	93.2	8	2:52.457	97.1
Not classified: (Requirements: 75% of number laps of leader = 8 Laps)																		
12		MIGUEL MARIA CONRADO	X	MIGUEL MARIA CONRADO				AUSTIN METRO	CPV 130	12								
31		CARLOS FERNANDO DE CARVALHO BARBOSA DA CRUZ	X	CARLOS FERNANDO DE				DATSUN 1200	CPV 130	13								

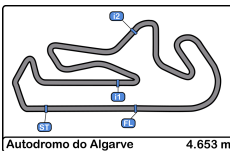
Published at:.....

Track Temp: 21.3 °C Air Temp: 26.0 °C Humidity: 55 % Track Status: DRY

Race Director:

Timekeeper:





Autodromo Int. do Algarve
CPV 1300 + CPVC
Race - 1
Provisional Results by Class



Autodromo do Algarve 4.653 m.

CPV 1300																		
Cls	Nº	Entrant/Team	Nat	Driver 1	Nat	Driver 2	Nat	Vehicle	Cat	Cl	Laps	Total Time	Gap	Interval	Km/h	Best	Time	Km/h
	47	RICARDO MANUEL HENRIQUES		RICARDO MANUEL_				OPEL CORSA A	CPV 130	14	2	11:15.171	8 Laps	-2 Laps	49.6	1	2:57.728	94.2

Fastest lap JOAO PEDRO MACEDO SILVA in 1:58.997 at 140.7 Km/h in lap 2

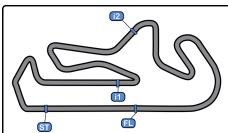
Published at:.....

Track Temp: 21.3 °C Air Temp: 26.0 °C Humidity: 55 % Track Status: DRY

Race Director:

Timekeeper:





Autodromo Int. do Algarve

CPV 1300 + CPVC

Race - 1

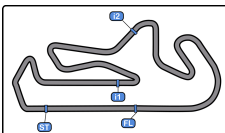
Provisional Classification by Driver Fastest Lap



Autodromo do Algarve 4.653 m.

Clas	Nº	Entrant/Team	Nat	Vehicle	Driver	Nat	Status	Cat	Clas	Laps	Best	Time	Gap	Interval	Km/h
1	3	JOAO PEDRO MACEDO SILVA	X	PORSCHE 911 RSR	JOAO PEDRO MACEDO SIL			H75	1	10	2	1:58.997			140.7
2	2	RUI MANUEL LOPES ANJOS C	X	FORD ESCORT RS 1600	RUI MANUEL LOPES ANJO			H75	2	10	7	2:01.475	2.478	2.478	137.8
3	6	JOAQUIM JORGE	X	FORD ESCORT RS 1600	JOAQUIM JORGE			H75	3	10	3	2:01.909	2.912	0.434	137.4
4	24	ANTONIO JOSÉ MOREIRA DA	X	FORD ESCORT RS 1600	ANTONIO JOSÉ MOREIRA			H75	4	10	7	2:03.042	4.045	1.133	136.1
5	14	JOÃO CARLOS DA FONTE NO	X	FORD ESCORT RS 1600	JOÃO CARLOS DA FONTE			GRUPO	1	9	2	2:03.089	4.092	0.047	136.0
6	20	RUI FILIPE DE CASTRO FERR	X	FORD ESCORT RS 1600	RUI FILIPE DE CASTRO FE			H75	5	10	10	2:04.498	5.501	1.409	134.5
7	67	MARCO NUNO DE LACERDA C	X	MAZDA CAPELLA	NUNO DE LACERDA - DE B			GRUPO	2	10	10	2:04.778	5.781	0.280	134.2
8	10	BRUNO CRISTÓVÃO FERNAN	X	PORSCHE 911 RS	BRUNO CRISTÓVÃO FERN			H75	6	10	7	2:08.401	9.404	3.623	130.4
9	19	CLAUDIO ESTAFANIO FERNA	X	PORSCHE 911 RS	CLAUDIO ESTAFANIO FER			H75	7	10	8	2:08.956	9.959	0.555	129.8
10	35	RICARDO JORGE RODRIGUES	X	FORD ESCORT RS 2000	RICARDO JORGE RODRIGU			GRUPO	1	10	7	2:11.734	12.737	2.778	127.1
11	5	LUÍS ALEGRIA	X	DATSUN 1200	LUÍS ALEGRIA			H75	8	10	7	2:12.664	13.667	0.930	126.2
12	55	DOMINGOS MANUEL BOURBO	X	BMW 2800 CS	DOMINGOS MANUEL BOUR			H71	1	8	2	2:14.461	15.464	1.797	124.5
13	28	NUNO ROCHA OLIVEIRA BRE	X	FORD ESCORT RS 2000	NUNO ROCHA OLIVEIRA B			GRUPO	2	10	2	2:14.859	15.862	0.398	124.2
14	1	EDUARDO LUCIO PINTO SANT	X	PORSCHE 924	SANTOS - POCAS			H81	1	10	7	2:16.380	17.383	1.521	122.8
15	16	PEDRO BARBOSA	X	DATSUN 1200	PEDRO BARBOSA			H75	9	9	7	2:17.985	18.988	1.605	121.3
16	66	NELSON RESENDE	X	DATSUN 1200	NELSON RESENDE			H75	10	9	9	2:18.816	19.819	0.831	120.6
17	25	JORGE MANUEL CEQUEIRA M	X	TOYOTA STARLET 1.3 S	JORGE MANUEL CEQUEIR			LEGEN	1	9	6	2:20.774	21.777	1.958	118.9
18	50	MONTEIROS COMPETICOES	X	LOTUS ELAN	VITOR COSTA			H71	2	9	9	2:22.911	23.914	2.137	117.2
19	7	CÂNDIDO GUILHERME MONTE	X	DATSUN 1200	GUILHERME MONTEIRO - A			H71	3	9	9	2:23.615	24.618	0.704	116.6
20	56	JOAO PAULO DA COSTA ARA	X	TOYOTA STARLET 1.3 S	JOAO PAULO DA COSTA A			LEGEN	2	9	6	2:29.191	30.194	5.576	112.2
21	52	PEDRO TEIXEIRA	X	FIAT PUNTO 85 SPORT	PEDRO TEIXEIRA			DESAFI	1	9	8	2:32.079	33.082	2.888	110.1
22	21	NUNO AUGUSTO	X	FORD ESCORT MK I	AUGUSTO - LISBOA			GRUPO	3	2	2	2:32.444	33.447	0.365	109.8
23	17	DUARTE NUNO FERREIRA DO	X	PEUGEOT 106 XSI	DUARTE NUNO FERREIRA			LEGEN	3	9	9	2:32.511	33.514	0.067	109.8
24	41	ANTONIO ALEXANDRE MACE	X	FIAT PUNTO 85 SPORT	ANTONIO ALEXANDRE MA			DESAFI	2	8	8	2:37.684	38.687	5.173	106.2
25	34	MONTEIROS COMPETIÇÕES	X	MINI	ANTONIO GAGO			LEGEN	4	8	7	2:42.382	43.385	4.698	103.1
26	60	VELOSO AMARAL	X	HILLMAN IMP	VELOSO AMARAL			H71/TA	1	8	8	2:52.457	53.460	10.075	97.1
27	47	RICARDO MANUEL HENRIQUE	X	OPEL CORSA A	RICARDO MANUEL HENRIQ			LEGEN	5	2	1	2:57.728	58.731	5.271	94.2





Autodromo Int. do Algarve

CPV 1300 + CPVC

Race - 1

Distance and Speed Average

Autodromo do Algarve 4.653 m.

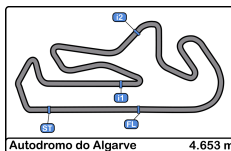


Cls	Nº	Entrant/Team	Nat	Driver 1	Nat	Driver 2	Nat	Vehicle	Cat	Cls	Laps	Distance	Total Time	Km/h
1	3	JOAO PEDRO MACEDO SILVA	X	JOAO PEDRO MACEDO SILVA				PORSCHE 911 RSR	H75	1	10	46.53	21:05.549	132.3
2	6	JOAQUIM JORGE	X	JOAQUIM JORGE				FORD ESCORT RS 1600	H75	2	10	46.53	21:21.036	130.7
3	2	RUI MANUEL LOPES ANJOS COSTA	X	RUI MANUEL LOPES ANJOS				FORD ESCORT RS 1600	H75	3	10	46.53	21:21.653	130.6
4	24	ANTONIO JOSÉ MOREIRA DA CUNHA SOARES	X	ANTONIO JOSÉ MOREIRA DA				FORD ESCORT RS 1600	H75	4	10	46.53	21:36.813	129.1
5	20	RUI FILIPE DE CASTRO FERREIRA ALVES	X	RUI FILIPE DE CASTRO				FORD ESCORT RS 1600	H75	5	10	46.53	21:43.013	128.5
6	67	MARCO NUNO DE LACERDA CAMPOS PINTO	X	MARCO NUNO DE LACERDA		SIMPLICITO DE BRITO CAMPOS		MAZDA CAPELLA	GRUPO	1	10	46.53	21:44.690	128.3
7	10	BRUNO CRISTÓVÃO FERNANDES DOS SANTOS	X	BRUNO CRISTÓVÃO FERNANDES				PORSCHE 911 RS	H75	6	10	46.53	22:07.822	126.1
8	19	CLAUDIO ESTAFANIO FERNANDES VIEIRA	X	CLAUDIO ESTAFANIO				PORSCHE 911 RS	H75	7	10	46.53	22:46.130	122.6
9	35	RICARDO JORGE RODRIGUES PEREIRA	X	RICARDO JORGE RODRIGUES				FORD ESCORT RS 2000	GRUPO	1	10	46.53	22:56.770	121.6
10	28	NUNO ROCHA OLIVEIRA BREDA	X	NUNO ROCHA OLIVEIRA BREDA				FORD ESCORT RS 2000	GRUPO	2	10	46.53	23:13.350	120.2
11	1	EDUARDO LUCIO PINTO SANTOS	X	EDUARDO SANTOS		PEDRO POÇAS		PORSCHE 924	H81	1	10	46.53	23:22.002	119.4
12	5	LUÍS ALEGRIA	X	LUÍS ALEGRIA				DATSUN 1200	H75	8	10	46.53	23:23.349	119.3
13	16	PEDRO BARBOSA	X	PEDRO BARBOSA				DATSUN 1200	H75	9	9	41.87	21:17.118	118.0
14	25	JORGE MANUEL CEQUEIRA	X	JORGE MANUEL CEQUEIRA				TOYOTA STARLET 1.3 S	LEGEND	1	9	41.87	21:29.363	116.9
15	14	JOÃO CARLOS DA FONTE NOV	X	JOÃO CARLOS DA FONTE NOVO				FORD ESCORT RS 1600	GRUPO	2	9	41.87	21:53.205	114.8
16	50	MONTEIROS COMPETIÇÕES	X	VITOR COSTA				LOTUS ELAN	H71	1	9	41.87	22:04.515	113.8
17	7	CÂNDIDO GUILHERME MONTEIRO	X	CÂNDIDO GUILHERME		NUNO ANTONIO DA CRUZ		DATSUN 1200	H71	2	9	41.87	22:08.690	113.4
18	66	NELSON RESENDE	X	NELSON RESENDE				DATSUN 1200	H75	10	9	41.87	22:51.699	109.9
19	56	JOAO PAULO DA COSTA ARANTES	X	JOAO PAULO DA COSTA				TOYOTA STARLET 1.3 S	LEGEND	2	9	41.87	22:51.745	109.9
20	52	PEDRO TEIXEIRA	X	PEDRO TEIXEIRA				FIAT PUNTO 85 SPORT	DESAFI	1	9	41.87	23:00.711	109.1
21	17	DUARTE NUNO FERREIRA DOS SANTOS PINTO TRINDADE	X	DUARTE NUNO FERREIRA DOS				PEUGEOT 106 XSI	LEGEND	3	9	41.87	23:08.016	108.6
22	55	DOMINGOS MANUEL BOURBON DE SOUSA COUTINHO	X	DOMINGOS MANUEL BOURBON				BMW 2800 CS	H71	3	8	37.22	20:31.958	108.7
23	34	MONTEIROS COMPETIÇÕES	X	ANTONIO GAGO				MINI	LEGEND	4	8	37.22	22:05.331	101.1
24	41	ANTONIO ALEXANDRE MACEDO	X	ANTONIO ALEXANDRE MACEDO				FIAT PUNTO 85 SPORT	DESAFI	2	8	37.22	22:42.443	98.3
25	60	VELOSO AMARAL	X	VELOSO AMARAL				HILLMAN IMP	H71/TA	1	8	37.22	23:56.502	93.2

Not classified: (Requirements: 75% of number laps of leader = 8 Laps)

12	MIGUEL MARIA CONRADO MIGUEL	X	MIGUEL MARIA CONRADO					AUSTIN METRO	LEGEND	5				
31	CARLOS FERNANDO DE CARVALHO BARBOSA DA CRUZ	X	CARLOS FERNANDO DE					DATSUN 1200	H75	11				
21	NUNO AUGUSTO	X	NUNO AUGUSTO			PEDRO LISBOA		FORD ESCORT MK I	GRUPO	3	2	09.30	5:28.299	102.0
47	RICARDO MANUEL HENRIQUES FERRÃO	X	RICARDO MANUEL HENRIQUES					OPEL CORSA A	LEGEND	6	2	09.30	11:15.171	49.6





Autodromo Int. do Algarve

CPV 1300 + CPVC

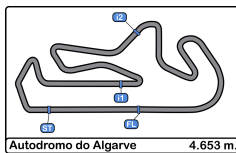
Race - 1

Lap Analysis



1 EDUARDO SANTOS PORSCHE 924							6 JOAQUIM JORGE FORD ESCORT RS 1600								
H81 PEDRO POÇAS EDUARDO LUCIO PINTO							H75 JOAQUIM JORGE								
Lap	D	Time	Sector 1	Sector 2	Sector 3	T. Spd	Elapsed	Lap	D	Time	Sector 1	Sector 2	Sector 3	T. Spd	Elapsed
1		2:29.677	54.371	44.758	50.548	162.8	2:29.677	1		2:09.293	45.336	38.751	45.206	175.0	2:09.293
2		2:18.684	43.598	44.406	50.680	194.2	4:48.361	2		2:02.495	39.121	38.427	44.947	220.8	4:11.788
3		2:17.535	43.579	43.821	50.135	190.8	7:05.896	3		2:01.909	39.013	38.270	44.626	215.5	6:13.697
4		2:16.842	43.792	43.279	49.771	189.8	9:22.738	4		2:02.877	39.041	38.564	45.272	215.5	8:16.574
5		2:35.884	51.299	53.137	51.448	184.3	11:58.622	5		2:50.915	47.068	57.683	1:06.164	136.7	11:07.489
6		2:17.268	44.099	43.066	50.103	183.9	14:15.890	6		2:02.500	39.684	38.262	44.554	210.9	13:09.989
7		2:16.380	43.360	42.986	50.034	192.8	16:32.270	7		2:02.400	38.559	38.730	45.111	221.3	15:12.389
8		2:16.697	43.195	43.321	50.181	191.4	18:48.967	8		2:03.834	38.842	38.836	46.156	216.0	17:16.223
9		2:16.558	43.493	43.451	49.614	190.8	21:05.525	9		2:02.518	39.156	38.465	44.897	217.7	19:18.741
10		2:16.477			3:06.091	192.8	23:22.002	10		2:02.295	38.930	38.388	44.977	217.7	21:21.036
2 RUI MANUEL LOPES ANJOS COSTA FORD ESCORT RS 1600							7 CÂNDIDO GUILHERME MONTEIRO DATSUN 1200								
H75 RUI MANUEL LOPES ANJOS							H71 NUNO ANTONIO DA CÂNDIDO GUILHERME								
Lap	D	Time	Sector 1	Sector 2	Sector 3	T. Spd	Elapsed	Lap	D	Time	Sector 1	Sector 2	Sector 3	T. Spd	Elapsed
1		2:09.166	44.802	38.559	45.805	170.0	2:09.166	1		2:35.973	55.948	46.975	53.050	150.0	2:35.973
2		2:03.944	39.264	39.036	45.644	220.4	4:13.110	2		2:27.182	47.552	46.636	52.994	163.1	5:03.155
3		2:01.961	38.298	38.388	45.275	219.9	6:15.071	3		2:27.844	48.284	46.346	53.214	156.7	7:30.999
4		2:02.874	38.501	38.951	45.419	218.6	8:17.942	4		2:30.453	49.381	46.969	54.103	157.2	10:01.452
5		2:49.795	46.044	57.862	1:05.889	143.2	11:07.737	5		2:27.471	48.982	45.796	52.693	152.3	12:28.923
6		2:03.745	39.693	38.852	45.200	208.0	13:11.482	6		2:25.696	46.954	46.068	52.674	162.6	14:54.619
7		2:01.475	38.018	38.492	44.965	223.6	15:12.957	7		2:25.984	47.138	45.692	53.154	159.0	17:20.603
8		2:03.497	38.447	39.288	45.762	222.6	17:16.454	8		2:24.472	46.830	45.497	52.145	163.3	19:45.075
9		2:02.776	39.194	38.691	44.891	220.8	19:19.230	9		2:23.615	46.318		3:15.760	163.6	22:08.690
10		2:02.423	38.742	38.611	45.070	220.8	21:21.653								
3 JOAO PEDRO MACEDO SILVA PORSCHE 911 RSR							10 BRUNO CRISTÓVÃO FERNANDES DOS SANT PORSCHE 911 RS								
H75 JOAO PEDRO MACEDO SILVA							H75 BRUNO CRISTÓVÃO								
Lap	D	Time	Sector 1	Sector 2	Sector 3	T. Spd	Elapsed	Lap	D	Time	Sector 1	Sector 2	Sector 3	T. Spd	Elapsed
1		2:04.581	43.456	37.573	43.552	176.4	2:04.581	1		2:17.473	47.848	41.274	48.351	173.9	2:17.473
2		1:58.997	37.427	37.803	43.767	226.4	4:03.578	2		2:09.329	39.710	41.452	48.167	224.5	4:26.802
3		2:00.490	37.858	38.167	44.465	225.4	6:04.068	3		2:09.144	40.439	41.192	47.513	224.0	6:35.946
4		2:04.534	37.693	37.652	49.189	222.6	8:08.602	4		2:09.926	40.694	41.448	47.784	223.1	8:45.872
5		2:58.709	47.122	1:04.856	1:06.731	174.7	11:07.311	5		2:25.314	46.453	42.767	56.094	151.6	11:11.186
6		1:59.671	38.564	37.620	43.487	218.1	13:06.982	6		2:11.418	42.280	41.650	47.488	201.4	13:22.604
7		1:59.129	37.449	37.401	44.279	228.8	15:06.111	7		2:08.401	40.086	41.267	47.048	224.5	15:31.005
8		2:00.267	38.090	38.303	43.874	225.4	17:06.378	8		2:13.489	42.486	41.950	49.053	223.6	17:44.494
9		1:59.553	37.494	37.635	44.424	225.9	19:05.931	9		2:11.324	40.806	42.531	47.987	221.3	19:55.818
10		1:59.618	37.738	37.717	44.163	223.6	21:05.549	10		2:12.004	41.755	42.084	48.165	223.1	22:07.822
5 LUÍS ALEGRIA DATSUN 1200							14 JOÃO CARLOS DA FONTE NOVO FORD ESCORT RS 1600								
H75 LUÍS ALEGRIA							GRUPO 5 JOÃO CARLOS DA FONTE NOVO								
Lap	D	Time	Sector 1	Sector 2	Sector 3	T. Spd	Elapsed	Lap	D	Time	Sector 1	Sector 2	Sector 3	T. Spd	Elapsed
1		2:22.414	51.288	42.180	48.946	156.0	2:22.414	1		2:10.505	46.266	39.182	45.057	174.1	2:10.505
2		2:16.436	43.686	43.316	49.434	187.8	4:38.850	2		2:03.089	39.016	38.732	45.341	211.3	4:13.594
3		2:13.863	42.635	42.380	48.848	183.3	6:52.713	3		2:04.068	39.073	38.728	46.267	208.4	6:17.662
4		2:25.295	43.966	48.412	52.917	187.8	9:18.008	4		2:12.613 P	40.123	39.661	52.829	199.2	8:30.275
5		2:40.060	55.233	53.194	51.633	121.2	11:58.068	5		3:23.092	1:44.569	51.111	47.412		11:53.367
6		2:14.424	43.574	42.234	48.616	183.6	14:12.492	6		2:16.483	41.732	39.786	54.965	179.1	14:09.850
7		2:12.664	41.988	42.882	47.794	186.8	16:25.156	7		3:01.992	1:31.080	43.466	47.446		17:11.842
8		2:15.657	43.115	43.929	48.613	187.1	18:40.813	8		2:16.621	43.429	42.603	50.589	177.6	19:28.463
9		2:16.518	43.789	44.141	48.588	182.1	20:57.331	9		2:24.742	47.068	45.984	51.690	149.7	21:53.205
10		2:26.018	42.736	41.836	1:01.446	187.5	23:23.349								



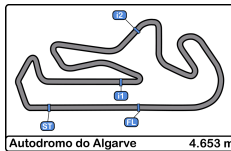


Autodromo Int. do Algarve
CPV 1300 + CPVC
Race - 1
Lap Analysis



16 PEDRO BARBOSA DATSUN 1200							21 NUNO AUGUSTO FORD ESCORT MK I								
H75 PEDRO BARBOSA							GRUPO 5 PEDRO LISBOA NUNO AUGUSTO								
Lap	D	Time	Sector 1	Sector 2	Sector 3	T. Spd	Elapsed	Lap	D	Time	Sector 1	Sector 2	Sector 3	T. Spd	Elapsed
1		2:27.130	52.432	44.516	50.182	158.5	2:27.130	1		2:55.855	1:15.783	47.186	52.886		2:55.855
2		2:19.644	44.600	44.238	50.806	176.1	4:46.774	2		2:32.444	45.245	45.665	1:01.534	183.0	5:28.299
3		2:20.530	44.579	45.472	50.479	172.8	7:07.304	3			4:27.500			101.8	
4		2:20.478	45.343	44.344	50.791	174.4	9:27.782	24 ANTONIO JOSÉ MOREIRA DA CUNHA SO FORD ESCORT RS 1600							
5		2:31.598	48.210	52.206	51.182	161.6	11:59.380	H75 ANTONIO JOSÉ MOREIRA DA							
6		2:18.008	44.395	43.567	50.046	180.9	14:17.388	Lap	D	Time	Sector 1	Sector 2	Sector 3	T. Spd	Elapsed
7		2:17.985	44.172	43.532	50.281	179.4	16:35.373	1		2:10.889	45.809	38.900	46.180	171.1	2:10.889
8		2:19.496	44.901	44.468	50.127	173.3	18:54.869	2		2:03.542	39.167	38.821	45.554	198.8	4:14.431
9		2:22.249	45.881	45.376	50.992	171.4	21:17.118	3		2:03.380	38.841	38.888	45.651	209.3	6:17.811
17 DUARTE NUNO FERREIRA DOS SANTOS PEUGEOT 106 XSI							DUARTE NUNO FERREIRA DOS								
Lap	D	Time	Sector 1	Sector 2	Sector 3	T. Spd	Elapsed	Lap	D	Time	Sector 1	Sector 2	Sector 3	T. Spd	Elapsed
1		2:34.853	56.217	45.924	52.712	160.2	2:34.853	4		2:03.477	38.933	38.846	45.398	214.2	8:20.988
2		2:35.447	47.748	52.257	55.442	169.0	5:10.300	5		2:48.430	47.753	54.680	1:05.997	160.0	11:09.418
3		2:34.608	48.748	50.338	55.522	155.1	7:44.908	6		2:04.148	40.514	38.365	45.269	204.9	13:13.566
4		2:33.546	48.660	49.798	55.088	150.8	10:18.454	7		2:03.042	38.661	39.051	45.330	219.9	15:16.608
5		2:35.128	48.540	51.778	54.810	154.5	12:53.582	8		2:04.065	39.434	38.928	45.703	208.0	17:20.673
6		2:33.733	48.423	49.708	55.602	159.5	15:27.315	9		2:06.800	41.210	39.304	46.286	212.1	19:27.473
7		2:35.449	51.831	49.834	53.784	160.0	18:02.764	10		2:09.340	41.167	41.452	46.721	185.5	21:36.813
8		2:32.741	47.996	49.484	55.261	163.3	20:35.505	25 JORGE MANUEL CEQUEIRA MARQUES TOYOTA STARLET 1.3 S							
9		2:32.511	47.619	50.978	53.914	165.3	23:08.016	LEGENDS JORGE MANUEL CEQUEIRA							
19 CLAUDIO ESTAFANIO FERNANDES VIEIRA PORSCHE 911 RS							CLAUDIO ESTAFANIO								
Lap	D	Time	Sector 1	Sector 2	Sector 3	T. Spd	Elapsed	Lap	D	Time	Sector 1	Sector 2	Sector 3	T. Spd	Elapsed
1		2:18.835	49.969	41.632	47.234	157.8	2:18.835	1		2:29.398	53.213	45.192	50.993	153.4	2:29.398
2		2:11.747	42.642	41.471	47.634	224.0	4:30.582	2		2:21.751	45.833	45.345	50.573	169.8	4:51.149
3		2:09.002	40.696	41.191	47.115	219.9	6:39.584	3		2:22.865	46.186	45.496	51.183	166.9	7:14.014
4		2:33.058	40.950	51.036	1:01.072	219.9	9:12.642	4		2:25.306	48.202	46.081	51.023	162.8	9:39.320
5		2:38.072	57.691	51.728	48.653	112.1	11:50.714	5		2:22.447	46.469	45.424	50.554	163.6	12:01.767
6		2:10.390	41.241	41.204	47.945	218.1	14:01.104	6		2:20.774	45.570	44.631	50.573	170.3	14:22.541
7		2:13.316	42.232	42.167	48.917	214.7	16:14.420	7		2:21.895	46.223	45.121	50.551	154.0	16:44.436
8		2:08.956	40.831	40.623	47.502	219.0	18:23.376	8		2:22.606	46.332	45.488	50.786	165.6	19:07.042
9		2:11.590	41.881	42.047	47.662	218.1	20:34.966	9		2:22.321	46.110	45.205	51.006	167.4	21:29.363
10		2:11.164	41.799	41.601	47.764	189.4	22:46.130	28 NUNO ROCHA OLIVEIRA BREDA FORD ESCORT RS 2000							
20 RUI FILIPE DE CASTRO FERREIRA ALVES FORD ESCORT RS 1600							NUNO ROCHA OLIVEIRA BREDA								
Lap	D	Time	Sector 1	Sector 2	Sector 3	T. Spd	Elapsed	Lap	D	Time	Sector 1	Sector 2	Sector 3	T. Spd	Elapsed
1		2:19.029	52.675	40.122	46.232	183.0	2:19.029	1		2:22.773	50.702	43.494	48.577	161.9	2:22.773
2		2:07.080	41.671	39.169	46.240	223.1	4:26.109	2		2:14.859	42.649	43.094	49.116	197.0	4:37.632
3		2:04.859	39.906	39.383	45.570	213.4	6:30.968	3		2:15.184	42.676	43.084	49.424	191.8	6:52.816
4		2:10.407	39.580	39.336	51.491	214.7	8:41.375	4		2:24.566	43.208	46.966	54.392	194.2	9:17.382
5		2:28.634	49.178	42.578	56.878	140.9	11:10.009	5		2:36.179	55.258	51.323	49.598	125.8	11:53.561
6		2:06.932	40.835	40.097	46.000	208.4	13:16.941	6		2:16.388	43.925	43.093	49.370	172.2	14:09.949
7		2:07.003	39.797	40.640	46.566	210.9	15:23.944	7		2:15.046	42.423	43.067	49.556	193.5	16:24.995
8		2:07.603	40.762	40.630	46.211	208.8	17:31.547	8		2:16.221	43.000	43.738	49.483	190.8	18:41.216
9		2:06.968	41.094	39.992	45.882	217.3	19:38.515	9		2:15.602	43.014	43.167	49.421	193.2	20:56.818
10		2:04.498	39.269	39.685	45.544	209.3	21:43.013	10		2:16.532	43.476	43.239	49.817	190.8	23:13.350





Autodromo Int. do Algarve

CPV 1300 + CPVC

Race - 1

Lap Analysis



66 NELSON RESENDE DATSUN 1200

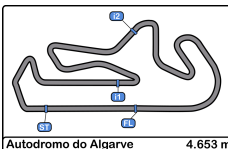
H75 NELSON RESENDE

Lap	D	Time	Sector 1	Sector 2	Sector 3	T. Spd	Elapsed
1		3:06.921	1:27.966	46.335	52.620		3:06.921
2		2:26.740	48.550	44.506	53.684	165.8	5:33.661
3		2:39.723 P	48.469	48.172	1:02.082	160.9	8:12.384
4		2:58.865	1:14.162	44.455	1:00.248		11:11.249
5		2:20.259	45.704	43.615	50.940	173.6	13:31.508
6		2:20.158	45.969	43.701	50.488	169.8	15:51.666
7		2:20.012	45.340	43.937	50.735	168.4	18:11.678
8		2:21.205	46.128	44.756	<u>50.321</u>	168.4	20:32.883
9		<u>2:18.816</u>	<u>44.561</u>	<u>43.551</u>	50.704	172.8	22:51.699

67 MARCO NUNO DE LACERDA MAZDA CAPELLA

GRUPO 5 SIMPLICITO DE BRITO MARCO NUNO DE LACERDA

Lap	D	Time	Sector 1	Sector 2	Sector 3	T. Spd	Elapsed
1		2:11.722	47.302	<u>38.917</u>	45.503	182.7	2:11.722
2		2:04.981	39.456	40.078	<u>45.447</u>	215.5	4:16.703
3		2:05.533	39.726	40.138	45.669	216.0	6:22.236
4		2:16.506	40.278	40.332	54.896	214.2	8:37.742
5		2:32.136	43.750	46.344	1:02.042	178.8	11:09.878
6		2:07.027	40.708	39.989	46.330	211.7	13:16.905
7		2:07.059	39.571	40.910	46.578	218.6	15:23.964
8		2:07.069	40.368	40.205	46.496	211.3	17:31.033
9		2:08.879	40.900	40.999	46.980	205.7	19:39.912
10		<u>2:04.778</u>	<u>39.403</u>	39.155	46.220	218.1	21:44.690



Autodromo Int. do Algarve

CPV 1300 + CPVC

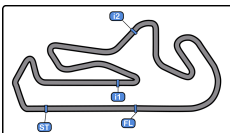
Race - 1

Best Sectors Results



Sector - 1		Sector - 2		Sector - 3		Ideal Lap vs Best Lap					
Clas	Nº Driver	Time	Nº Driver	Time	Nº Driver	Time	Clas	Nº Driver	Ideal Lap	Best Lap	Clas
1	3 JOAO PEDRO MACEDO SIL	37.427	3 JOAO PEDRO MACEDO SIL	37.401	3 JOAO PEDRO MACEDO SIL	43.487	1	3 JOAO PEDRO MACEDO SIL	1:58.315	1:58.997	1
2	2 RUI MANUEL LOPES ANJOS	38.018	6 JOAQUIM JORGE	38.262	6 JOAQUIM JORGE	44.554	2	2 RUI MANUEL LOPES ANJOS	2:01.297	2:01.475	2
3	6 JOAQUIM JORGE	38.559	24 ANTONIO JOSÉ MOREIRA DA	38.365	2 RUI MANUEL LOPES ANJOS	44.891	3	6 JOAQUIM JORGE	2:01.375	2:01.909	3
4	24 ANTONIO JOSÉ MOREIRA DA	38.661	2 RUI MANUEL LOPES ANJOS	38.388	14 JOÃO CARLOS DA FONTE N	45.057	4	24 ANTONIO JOSÉ MOREIRA DA	2:02.295	2:03.042	4
5	14 JOÃO CARLOS DA FONTE N	39.016	14 JOÃO CARLOS DA FONTE N	38.728	24 ANTONIO JOSÉ MOREIRA DA	45.269	5	14 JOÃO CARLOS DA FONTE N	2:02.801	2:03.089	5
6	20 RUI FILIPE DE CASTRO	39.269	67 NUNO DE LACERDA - DE BRITO	38.917	67 NUNO DE LACERDA - DE BRITO	45.447	6	67 NUNO DE LACERDA - DE BRITO	2:03.767	2:04.778	7
7	67 NUNO DE LACERDA - DE BRITO	39.403	20 RUI FILIPE DE CASTRO	39.169	20 RUI FILIPE DE CASTRO	45.544	7	20 RUI FILIPE DE CASTRO	2:03.982	2:04.498	6
8	10 BRUNO CRISTÓVÃO	39.710	19 CLAUDIO ESTAFANIO	40.623	10 BRUNO CRISTÓVÃO	47.048	8	10 BRUNO CRISTÓVÃO	2:07.950	2:08.401	8
9	19 CLAUDIO ESTAFANIO	40.696	10 BRUNO CRISTÓVÃO	41.192	19 CLAUDIO ESTAFANIO	47.115	9	19 CLAUDIO ESTAFANIO	2:08.434	2:08.956	9
10	35 RICARDO JORGE RODRIGUES	41.618	5 LUÍS ALEGRIA	41.836	55 DOMINGOS MANUEL BOURBON	47.305	10	55 DOMINGOS MANUEL BOURBON	2:11.520	2:14.461	12
11	5 LUÍS ALEGRIA	41.988	35 RICARDO JORGE RODRIGUES	42.026	5 LUÍS ALEGRIA	47.794	11	5 LUÍS ALEGRIA	2:11.618	2:12.664	11
12	55 DOMINGOS MANUEL BOURBON	42.081	55 DOMINGOS MANUEL BOURBON	42.134	35 RICARDO JORGE RODRIGUES	48.090	12	35 RICARDO JORGE RODRIGUES	2:11.734	2:11.734	10
13	28 NUNO ROCHA OLIVEIRA BR	42.423	1 SANTOS - POÇAS	42.986	28 NUNO ROCHA OLIVEIRA BR	48.577	13	28 NUNO ROCHA OLIVEIRA BR	2:14.067	2:14.859	13
14	1 SANTOS - POÇAS	43.195	28 NUNO ROCHA OLIVEIRA BR	43.067	1 SANTOS - POÇAS	49.614	14	1 SANTOS - POÇAS	2:15.795	2:16.380	14
15	16 PEDRO BARBOSA	44.172	16 PEDRO BARBOSA	43.532	16 PEDRO BARBOSA	50.046	15	16 PEDRO BARBOSA	2:17.750	2:17.985	15
16	66 NELSON RESENDE	44.561	66 NELSON RESENDE	43.551	66 NELSON RESENDE	50.321	16	66 NELSON RESENDE	2:18.433	2:18.816	16
17	50 VITOR COSTA	44.908	25 JORGE MANUEL CEQUEIRA	44.631	25 JORGE MANUEL CEQUEIRA	50.551	17	25 JORGE MANUEL CEQUEIRA	2:20.752	2:20.774	17
18	21 AUGUSTO - LISBOA	45.245	7 GUILHERME MONTEIRO -	45.497	50 VITOR COSTA	51.956	18	50 VITOR COSTA	2:22.628	2:22.911	18
19	25 JORGE MANUEL CEQUEIRA	45.570	21 AUGUSTO - LISBOA	45.665	7 GUILHERME MONTEIRO -	52.145	19	21 AUGUSTO - LISBOA	2:23.796	2:32.444	22
20	7 GUILHERME MONTEIRO -	46.318	50 VITOR COSTA	45.764	17 DUARTE NUNO FERREIRA DOS	52.712	20	7 GUILHERME MONTEIRO -	2:23.960	2:23.615	19
21	17 DUARTE NUNO FERREIRA DOS	47.619	17 DUARTE NUNO FERREIRA DOS	45.924	21 AUGUSTO - LISBOA	52.886	21	17 DUARTE NUNO FERREIRA DOS	2:26.255	2:32.511	23
22	56 JOAO PAULO DA COSTA AR	47.847	56 JOAO PAULO DA COSTA AR	47.436	56 JOAO PAULO DA COSTA AR	53.083	22	56 JOAO PAULO DA COSTA AR	2:28.366	2:29.191	20
23	52 PEDRO TEIXEIRA	48.895	52 PEDRO TEIXEIRA	47.803	52 PEDRO TEIXEIRA	54.001	23	52 PEDRO TEIXEIRA	2:30.699	2:32.079	21
24	41 ANTONIO ALEXANDRE MACEDO	51.165	41 ANTONIO ALEXANDRE MACEDO	50.343	41 ANTONIO ALEXANDRE MACEDO	55.821	24	41 ANTONIO ALEXANDRE MACEDO	2:37.329	2:37.684	24
25	34 ANTONIO GAGO	51.877	47 RICARDO MANUEL HENRIQUES	50.691	34 ANTONIO GAGO	58.467	25	34 ANTONIO GAGO	2:42.054	2:42.382	25
26	60 VELOSO AMARAL	55.278	34 ANTONIO GAGO	51.710	60 VELOSO AMARAL	1:00.479	26	60 VELOSO AMARAL	2:51.730	2:52.457	26
27	47 RICARDO MANUEL HENRIQUES	56.989	60 VELOSO AMARAL	55.973	47 RICARDO MANUEL HENRIQUES	1:10.048	27	47 RICARDO MANUEL HENRIQUES	2:57.728	2:57.728	27





Autodromo Int. do Algarve

CPV 1300 + CPVC

Race - 1

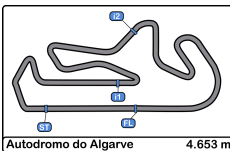
Leader Sequence

Autodromo do Algarve 4.653 m.



Nº	Entrant/Team	Nat	Driver 1	Nat	Driver 2	Nat	Vehicle	Cat	Start Lap	End Lap	Laps	Total Laps
3	JOAO PEDRO MACEDO SILVA		JOAO PEDRO MACEDO SILVA				PORSCHE 911 RSR	H75	1	10	10	10





Autodromo Int. do Algarve

CPV 1300 + CPVC

Race - 1

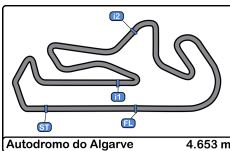
Best 5 Lap Times



Autodromo do Algarve 4.653 m.

Cl	Nº	Entrant/Team	Nat	Driver 1	Nat	Driver 2	Nat	Vehicle	Cat	Cl	Best 1		Best 2		Best 3		Best 4		Best 5	
											Time	Lap	Time	Lap	Time	Lap	Time	Lap	Time	Lap
1	3	JOAO PEDRO MACEDO S		JOAO PEDRO MACEDO SILVA				PORSCHE 911 RSR	H75	1	1:58.997	2	1:59.129	7	1:59.553	9	1:59.618	10	1:59.671	6
2	2	RUI MANUEL LOPES ANJOS		RUI MANUEL LOPES ANJOS				FORD ESCORT RS 1600	H75	2	2:01.475	7	2:01.961	3	2:02.423	10	2:02.776	9	2:03.497	8
3	6	JOAQUIM JORGE		JOAQUIM JORGE				FORD ESCORT RS 1600	H75	3	2:01.909	3	2:02.295	10	2:02.400	7	2:02.495	2	2:02.500	6
4	24	ANTONIO JOSÉ MOREIRA DA CUNHA SOARES		ANTONIO JOSÉ MOREIRA DA				FORD ESCORT RS 1600	H75	4	2:03.042	7	2:03.380	3	2:03.542	2	2:04.065	8	2:04.148	6
5	14	JOÃO CARLOS DA FONT		JOÃO CARLOS DA FONTE				FORD ESCORT RS 1600	GRUPO	1	2:03.089	2	2:04.068	3	2:10.505	1	2:16.483	6	2:16.621	8
6	20	RUI FILIPE DE CASTRO FERREIRA		RUI FILIPE DE CASTRO				FORD ESCORT RS 1600	H75	5	2:04.498	10	2:04.859	3	2:06.932	6	2:06.968	9	2:07.003	7
7	67	MARCO NUNO DE LACERDA		MARCO NUNO DE LACER		SIMPLICITO DE BRITO		MAZDA CAPELLA	GRUPO	2	2:04.778	10	2:04.981	2	2:05.533	3	2:07.027	6	2:07.059	7
8	10	BRUNO CRISTÓVÃO FERNANDES DOS SANTOS		BRUNO CRISTÓVÃO				PORSCHE 911 RS	H75	6	2:08.401	7	2:09.144	3	2:09.329	2	2:11.324	9	2:11.418	6
9	19	CLAUDIO ESTAFANIO FERNANDES		CLAUDIO ESTAFANIO				PORSCHE 911 RS	H75	7	2:08.956	8	2:09.002	3	2:10.390	6	2:11.164	10	2:11.590	9
10	35	RICARDO JORGE RODRIGUES		RICARDO JORGE RODRIGUES				FORD ESCORT RS 2000	GRUPO	1	2:11.734	7	2:12.246	2	2:12.431	6	2:12.578	3	2:13.230	8
11	5	LUÍS ALEGRIA		LUÍS ALEGRIA				DATSUN 1200	H75	8	2:12.664	7	2:13.863	3	2:14.424	6	2:15.657	8	2:16.436	2
12	55	DOMINGOS MANUEL BOURBON DE SOUSA COUTINHO		DOMINGOS MANUEL				BMW 2800 CS	H71	1	2:14.461	2	2:18.366	3	2:18.375	1	2:27.572	6	2:32.748	7
13	28	NUNO ROCHA OLIVEIRA		NUNO ROCHA OLIVEIRA				FORD ESCORT RS 2000	GRUPO	2	2:14.859	2	2:15.046	7	2:15.184	3	2:15.602	9	2:16.221	8
14	1	EDUARDO LUCIO PINTO		EDUARDO SANTOS		PEDRO POÇAS		PORSCHE 924	H81	1	2:16.380	7	2:16.477	10	2:16.558	9	2:16.697	8	2:17.268	6
15	16	PEDRO BARBOSA		PEDRO BARBOSA				DATSUN 1200	H75	9	2:17.985	7	2:18.008	6	2:19.496	8	2:19.644	2	2:20.530	3
16	66	NELSON RESENDE		NELSON RESENDE				DATSUN 1200	H75	10	2:18.816	9	2:20.012	7	2:20.158	6	2:20.259	5	2:21.205	8
17	25	JORGE MANUEL CEQUEIRA		JORGE MANUEL CEQUEIRA				TOYOTA STARLET 1.3 S	LEGEND	1	2:20.774	6	2:21.751	2	2:21.895	7	2:22.321	9	2:22.447	5
18	50	MONTEIROS COMPETIÇ		VITOR COSTA				LOTUS ELAN	H71	2	2:22.911	9	2:23.589	6	2:24.157	8	2:24.441	7	2:26.168	5
19	7	CÂNDIDO GUILHERME		CÂNDIDO GUILHERME		NUNO ANTONIO DA CRUZ		DATSUN 1200	H71	3	2:23.615	9	2:24.472	8	2:25.696	6	2:25.984	7	2:27.182	2
20	56	JOAO PAULO DA COSTA		JOAO PAULO DA COSTA				TOYOTA STARLET 1.3 S	LEGEND	2	2:29.191	6	2:29.882	5	2:31.627	7	2:32.264	2	2:33.018	9
21	52	PEDRO TEIXEIRA		PEDRO TEIXEIRA				FIAT PUNTO 85 SPORT	DESAFI	1	2:32.079	8	2:32.276	2	2:32.375	7	2:32.397	5	2:32.404	6
22	21	NUNO AUGUSTO		NUNO AUGUSTO		PEDRO LISBOA		FORD ESCORT MK I	GRUPO	3	2:32.444	2	2:55.855	1						
23	17	DUARTE NUNO FERREIRA DOS SANTOS PINTO TRINDADE		DUARTE NUNO FERREIRA				PEUGEOT 106 XSI	LEGEND	3	2:32.511	9	2:32.741	8	2:33.733	6	2:34.853	1	2:35.128	5
24	41	ANTONIO ALEXANDRE		ANTONIO ALEXANDRE				FIAT PUNTO 85 SPORT	DESAFI	2	2:37.684	8	2:39.375	7	2:39.548	5	2:39.969	2	2:42.127	6
25	34	MONTEIROS COMPETIÇ		ANTONIO GAGO				MINI	LEGEND	4	2:42.382	7	2:42.926	6	2:43.060	5	2:44.561	8	2:45.947	2
26	60	VELOSO AMARAL		VELOSO AMARAL				HILLMAN IMP	H71/TAÇ	1	2:52.457	8	2:55.019	7	2:57.567	6	2:59.457	4	2:59.968	5
27	47	RICARDO MANUEL HENRIQUES		RICARDO MANUEL				OPEL CORSA A	LEGEND	5	2:57.728	1	8:17.443	2						





Autodromo Int. do Algarve

CPV 1300 + CPVC

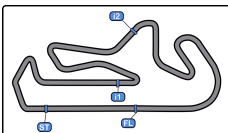
Race - 1

Best 5 Top Speeds



Cl	Nº	Entrant/Team	Nat	Driver 1	Nat	Driver 2	Nat	Vehicle	Cat	Cl	Top 1		Top 2		Top 3		Top 4		Top 5		Avg
											Km/h	Lap	Km/h	Lap	Km/h	Lap	Km/h	Lap	Km/h	Lap	
1	3	JOAO PEDRO MACEDO S		JOAO PEDRO MACEDO SILVA				PORSCHE 911 RSR	H75	1	228.8	7	226.4	2	225.9	9	225.4	3	225.4	8	226.4
2	10	BRUNO CRISTÓVÃO FERNANDES DOS SANTOS		BRUNO CRISTÓVÃO				PORSCHE 911 RS	H75	2	224.5	2	224.5	7	224.0	3	223.6	8	223.1	4	223.9
3	19	CLAUDIO ESTAFANIO FERNANDES		CLAUDIO ESTAFANIO				PORSCHE 911 RS	H75	3	224.0	2	219.9	3	219.9	4	219.0	8	218.1	6	220.2
4	2	RUI MANUEL LOPES ANJOS		RUI MANUEL LOPES ANJOS				FORD ESCORT RS 1600	H75	4	223.6	7	222.6	8	220.8	9	220.8	10	220.4	2	221.6
5	20	RUI FILIPE DE CASTRO FERREIRA		RUI FILIPE DE CASTRO				FORD ESCORT RS 1600	H75	5	223.1	2	217.3	9	214.7	4	213.4	3	210.9	7	215.9
6	6	JOAQUIM JORGE		JOAQUIM JORGE				FORD ESCORT RS 1600	H75	6	221.3	7	220.8	2	217.7	9	217.7	10	216.0	8	218.7
7	24	ANTONIO JOSÉ MOREIRA DA CUNHA SOARES		ANTONIO JOSÉ MOREIRA DA				FORD ESCORT RS 1600	H75	7	219.9	7	214.2	4	212.1	9	209.3	3	208.0	8	212.7
8	67	MARCO NUNO DE LACERDA		MARCO NUNO DE LACER		SIMPLICITO DE BRITO		MAZDA CAPELLA	GRUPO	1	218.6	7	218.1	10	216.0	3	215.5	2	214.2	4	216.5
9	14	JOÃO CARLOS DA FONT		JOÃO CARLOS DA FONTE				FORD ESCORT RS 1600	GRUPO	2	211.3	2	208.4	3	199.2	4	179.1	6	177.6	8	195.1
10	55	DOMINGOS MANUEL BOURBON DE SOUSA COUTINHO		DOMINGOS MANUEL				BMW 2800 CS	H71	1	208.4	2	187.1	4	181.2	9	170.0	7	169.0	6	183.1
11	35	RICARDO JORGE RODRIGUES		RICARDO JORGE RODRIGUES				FORD ESCORT RS 2000	GRUPO	1	199.6	2	198.1	6	198.1	7	197.4	3	197.4	10	198.1
12	28	NUNO ROCHA OLIVEIRA		NUNO ROCHA OLIVEIRA				FORD ESCORT RS 2000	GRUPO	2	197.0	2	194.2	4	193.5	7	193.2	9	191.8	3	193.9
13	50	MONTEIROS COMPETIÇ		VITOR COSTA				LOTUS ELAN	H71	2	196.0	9	191.4	6	191.4	7	190.8	8	180.3	3	190.0
14	1	EDUARDO LUCIO PINTO		EDUARDO SANTOS		PEDRO POÇAS		PORSCHE 924	H81	1	194.2	2	192.8	7	192.8	10	191.4	8	190.8	3	192.4
15	5	LUÍS ALEGRIA		LUÍS ALEGRIA				DATSUN 1200	H75	8	187.8	2	187.8	4	187.5	10	187.1	8	186.8	7	187.4
16	21	NUNO AUGUSTO		NUNO AUGUSTO		PEDRO LISBOA		FORD ESCORT MK I	GRUPO	3	183.0	2	101.8	3							142.4
17	16	PEDRO BARBOSA		PEDRO BARBOSA				DATSUN 1200	H75	9	180.9	6	179.4	7	176.1	2	174.4	4	173.3	8	176.8
18	66	NELSON RESENDE		NELSON RESENDE				DATSUN 1200	H75	10	173.6	5	172.8	9	169.8	6	168.4	7	168.4	8	170.6
19	25	JORGE MANUEL CEQUEIRA		JORGE MANUEL CEQUEIRA				TOYOTA STARLET 1.3 S	LEGEND	1	170.3	6	169.8	2	167.4	9	166.9	3	165.6	8	168.0
20	17	DUARTE NUNO FERREIRA DOS SANTOS PINTO TRINDADE		DUARTE NUNO FERREIRA				PEUGEOT 106 XSI	LEGEND	2	169.0	2	165.3	9	163.3	8	160.2	1	160.0	7	163.6
21	7	CÂNDIDO GUILHERME		CÂNDIDO GUILHERME		NUNO ANTONIO DA CRUZ		DATSUN 1200	H71	3	163.6	9	163.3	8	163.1	2	162.6	6	159.0	7	162.3
22	56	JOAO PAULO DA COSTA		JOAO PAULO DA COSTA				TOYOTA STARLET 1.3 S	LEGEND	3	163.3	2	163.1	7	161.1	3	161.1	8	160.9	6	161.9
23	52	PEDRO TEIXEIRA		PEDRO TEIXEIRA				FIAT PUNTO 85 SPORT	DESAFI	1	156.9	2	156.2	7	156.0	6	153.8	9	153.6	3	155.3
24	47	RICARDO MANUEL HENRIQUES		RICARDO MANUEL				OPEL CORSA A	LEGEND	4	156.7	1									156.7
25	41	ANTONIO ALEXANDRE		ANTONIO ALEXANDRE				FIAT PUNTO 85 SPORT	DESAFI	2	149.3	8	148.7	7	147.9	5	147.5	6	146.5	3	148.0
26	34	MONTEIROS COMPETIÇ		ANTONIO GAGO				MINI	LEGEND	5	142.2	8	141.5	5	140.2	4	140.2	6	140.0	2	140.8





Autodromo Int. do Algarve

CPV 1300 + CPVC

Race - 1

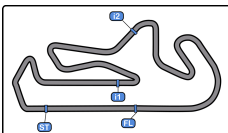
Fastest Laps Sequence

Autodromo do Algarve 4.653 m.



Lap	Time of Day	Session Time	Nº Entrant/Team	Nat	Driver 1	Nat	Driver 2	Nat	Vehicle	Cat	Time	Km/h
2	12:04:41.578	4:03.578	3 JOAO PEDRO MACEDO SILVA		JOAO PEDRO MACEDO SILVA				PORSCHE 911 RSR	H75	1:58.997	140.7





Autodromo Int. do Algarve

CPV 1300 + CPVC

Race - 1

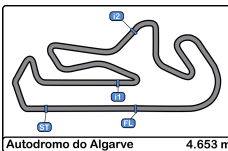
Event Best Maximum Speed

Autodromo do Algarve 4.653 m.



Nº	Entrant/Team	Nat	Driver 1	Nat	Driver 2	Nat	Vehicle	Cat	Km/h	Session
3	JOAO PEDRO MACEDO SILVA		JOAO PEDRO MACEDO SILVA				PORSCHE 911 RSR	H75	233.7	Free Practice
19	CLAUDIO ESTAFANIO FERNANDES VIEIRA		CLAUDIO ESTAFANIO				PORSCHE 911 RS	H75	230.2	Free Practice
6	JOAQUIM JORGE		JOAQUIM JORGE				FORD ESCORT RS 1600	H75	230.2	Free Practice
2	RUI MANUEL LOPES ANJOS COSTA		RUI MANUEL LOPES ANJOS				FORD ESCORT RS 1600	H75	228.3	Free Practice
20	RUI FILIPE DE CASTRO FERREIRA ALVES		RUI FILIPE DE CASTRO				FORD ESCORT RS 1600	H75	226.4	Free Practice
24	ANTONIO JOSÉ MOREIRA DA CUNHA SOARES		ANTONIO JOSÉ MOREIRA DA				FORD ESCORT RS 1600	H75	226.4	Free Practice
10	BRUNO CRISTÓVÃO FERNANDES DOS SANTOS		BRUNO CRISTÓVÃO FERNANDES				PORSCHE 911 RS	H75	224.5	Race - 1
67	MARCO NUNO DE LACERDA CAMPOS PINTO		MARCO NUNO DE LACERDA		SIMPLICITO DE BRITO CAMPOS		MAZDA CAPELLA	GRUPO	219.9	Free Practice
14	JOÃO CARLOS DA FONTE NOVO		JOÃO CARLOS DA FONTE NOVO				FORD ESCORT RS 1600	GRUPO	215.5	Free Practice
55	DOMINGOS MANUEL BOURBON DE SOUSA COUTINHO		DOMINGOS MANUEL BOURBON				BMW 2800 CS	H71	211.7	Free Practice
35	RICARDO JORGE RODRIGUES PEREIRA		RICARDO JORGE RODRIGUES				FORD ESCORT RS 2000	GRUPO	206.1	Free Practice
28	NUNO ROCHA OLIVEIRA BREDÁ		NUNO ROCHA OLIVEIRA BREDÁ				FORD ESCORT RS 2000	GRUPO	201.4	Free Practice
50	MONTEIROS COMPETIÇÕES		VITOR COSTA				LOTUS ELAN	H71	196.0	Race - 1
1	EDUARDO LUCIO PINTO SANTOS		EDUARDO SANTOS		PEDRO POÇAS		PORSCHE 924	H81	195.2	Qualifying
21	NUNO AUGUSTO		NUNO AUGUSTO		PEDRO LISBOA		FORD ESCORT MK I	GRUPO	192.8	Qualifying
5	LUÍS ALEGRIA		LUÍS ALEGRIA				DATSUN 1200	H75	191.8	Free Practice
16	PEDRO BARBOSA		PEDRO BARBOSA				DATSUN 1200	H75	186.2	Free Practice
17	DUARTE NUNO FERREIRA DOS SANTOS PINTO TRINDADE		DUARTE NUNO FERREIRA DOS				PEUGEOT 106 XSI	LEGEND	182.1	Qualifying
31	CARLOS FERNANDO DE CARVALHO BARBOSA DA CRUZ		CARLOS FERNANDO DE				DATSUN 1200	H75	180.6	Free Practice
47	RICARDO MANUEL HENRIQUES FERRÃO		RICARDO MANUEL HENRIQUES				OPEL CORSA A	LEGEND	179.4	Free Practice
25	JORGE MANUEL CEQUEIRA		JORGE MANUEL CEQUEIRA				TOYOTA STARLET 1.3 S	LEGEND	177.6	Free Practice
66	NELSON RESENDE		NELSON RESENDE				DATSUN 1200	H75	173.6	Race - 1
12	MIGUEL MARIA CONRADO MIGUEL		MIGUEL MARIA CONRADO				AUSTIN METRO	LEGEND	170.3	Qualifying
56	JOAO PAULO DA COSTA ARANTES		JOAO PAULO DA COSTA				TOYOTA STARLET 1.3 S	LEGEND	167.9	Free Practice
52	PEDRO TEIXEIRA		PEDRO TEIXEIRA				FIAT PUNTO 85 SPORT	DESAFI	167.4	Free Practice
7	CÂNDIDO GUILHERME MONTEIRO		CÂNDIDO GUILHERME		NUNO ANTONIO DA CRUZ		DATSUN 1200	H71	163.6	Free Practice
41	ANTONIO ALEXANDRE MACEDO		ANTONIO ALEXANDRE MACEDO				FIAT PUNTO 85 SPORT	DESAFI	154.0	Free Practice
34	MONTEIROS COMPETIÇÕES		ANTONIO GAGO				MINI	LEGEND	149.7	Free Practice





Autodromo Int. do Algarve

CPV 1300 + CPVC

Race - 1

Lap Chart

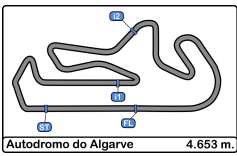
Autodromo do Algarve 4.653 m.



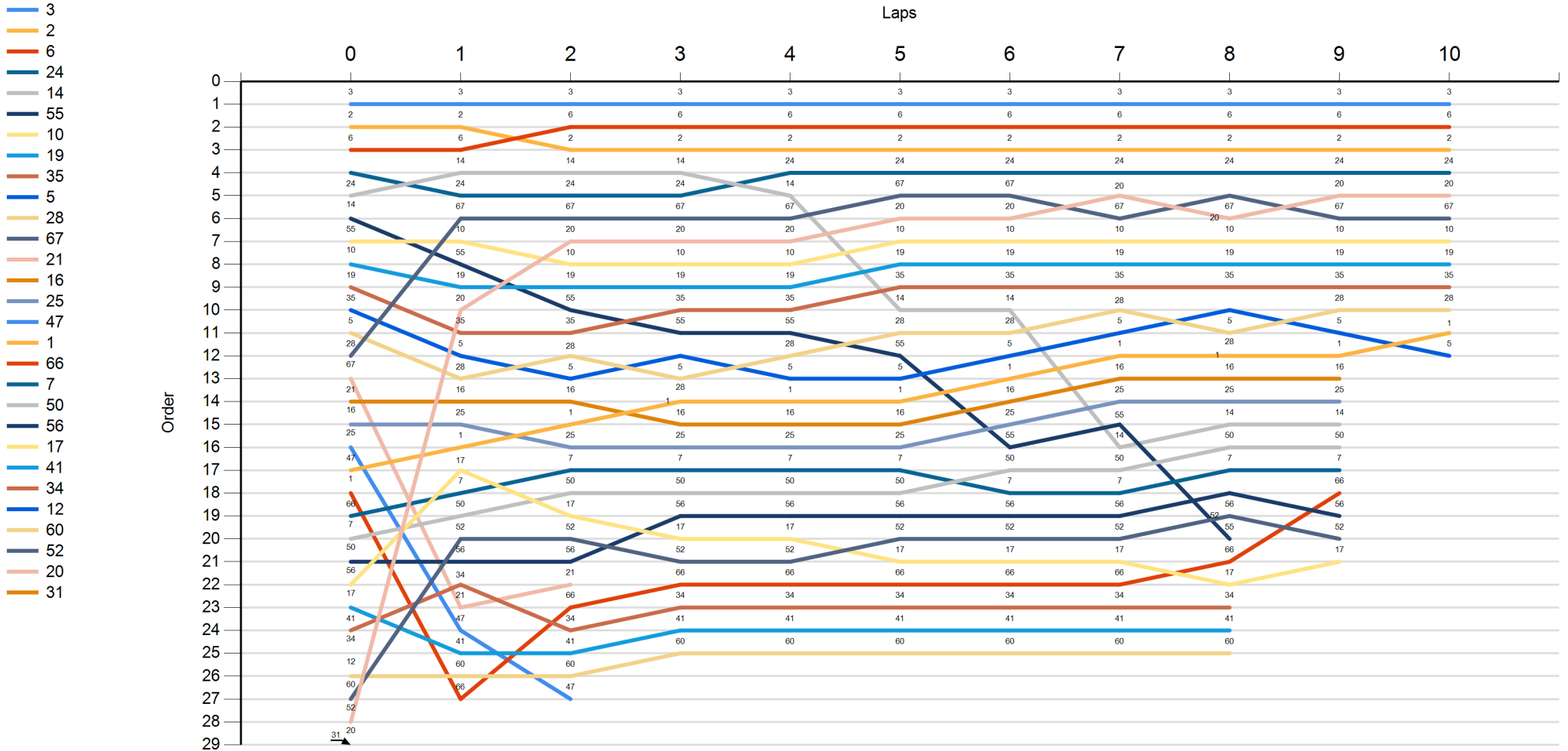
LAP

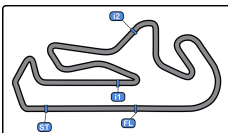
Nr	Po	Grid	1	2	3	4	5	6	7	8	9	10
3	1	3	3	3	3	3	3	3	3	3	3	3
2	2	2	2	6	6	6	6	6	6	6	6	6
6	3	6	6	2	2	2	2	2	2	2	2	2
24	4	24	14	14	14	24	24	24	24	24	24	24
14	5	14	24	24	24	14	67	67	20	67	20	20
55	6	55	67	67	67	67	20	20	67	20	67	67
10	7	10	10	20	20	20	10	10	10	10	10	10
19	8	19	55	10	10	10	19	19	19	19	19	19
35	9	35	19	19	19	19	35	35	35	35	35	35
5	10	5	20	55	35	35	14	14	28	5	28	28
28	11	28	35	35	55	55	28	28	5	28	5	1
67	12	67	5	28	5	28	55	5	1	1	1	5
21	13	21	28	5	28	5	5	1	16	16	16	
16	14	16	16	16	1	1	1	16	25	25	25	
25	15	25	25	1	16	16	16	25	55	14	14	
47	16	47	1	25	25	25	25	55	14	50	50	
1	17	1	17	7	7	7	7	50	50	7	7	
66	18	66	7	50	50	50	50	7	7	56	66	
7	19	7	50	17	56	56	56	56	56	52	56	
50	20	50	52	52	17	17	52	52	52	55	52	
56	21	56	56	56	52	52	17	17	17	66	17	
17	22	17	34	21	66	66	66	66	66	17		
41	23	41	21	66	34	34	34	34	34	34		
34	24	34	47	34	41	41	41	41	41	41		
12	25	12	41	41	60	60	60	60	60	60		
60	26	60	60	60								
52	27	52	66	47								
20	28	20										
31	29	31										





Autodromo Int. do Algarve
 CPV 1300 + CPVC
 Race - 1
 Graphic Lap Chart





Autodromo Int. do Algarve

CPV 1300 + CPVC

Race - 1

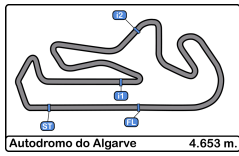
Pit Stop Analysis

Autodromo do Algarve 4.653 m.

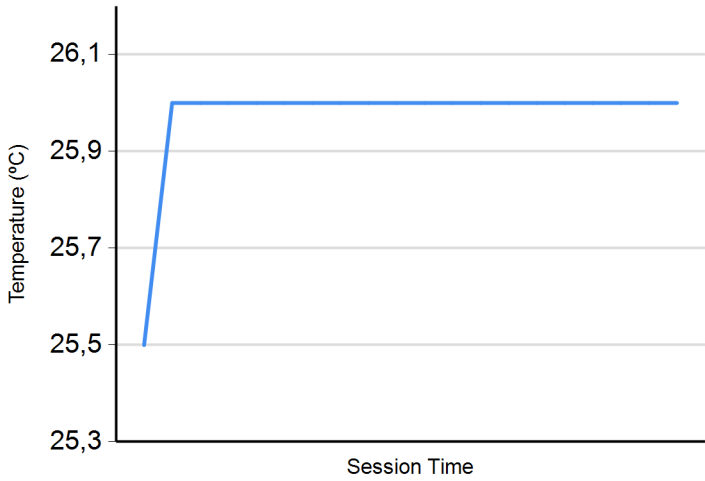


Ord.	Nr.	In Day Time	Entrant/Team	Nat	Driver 1	Nat	Driver 2	Nat	Vehicle	Cat	In Time	Stop Nº	Pit Time	Handicap	Diff.
1	47	12:03:30.445	RICARDO MANUEL HENRIQUE	PT	RICARDO MANUEL HEN	PT			OPEL CORSA A	LEGEND	2:52.445	1	5:05.095		
2	66	12:08:44.560	NELSON RESENDE	PT	NELSON RESENDE	PT			DATSUN 1200	H75	8:06.560	1	37.628		
3	14	12:09:04.030	JOÃO CARLOS DA FONTE NO	PT	JOÃO CARLOS DA FONT	PT			FORD ESCORT RS 1600	GRUPO	8:26.030	1	1:03.468		
4	41	12:09:17.140	ANTONIO ALEXANDRE MACED	PT	ANTONIO ALEXANDRE	PT			FIAT PUNTO 85 SPORT	DESAFI	8:39.140	1	30.757		
5	47	12:11:47.626	RICARDO MANUEL HENRIQUE	PT	RICARDO MANUEL HEN	PT			OPEL CORSA A	LEGEND	11:09.626	2	2:20.337		
6	14	12:14:43.171	JOÃO CARLOS DA FONTE NO	PT	JOÃO CARLOS DA FONT	PT			FORD ESCORT RS 1600	GRUPO	14:05.171	2	57.413		
7	55	12:17:30.716	DOMINGOS MANUEL BOURBO	PT	DOMINGOS MANUEL BO	PT			BMW 2800 CS	H71	16:52.716	1	1:25.789		

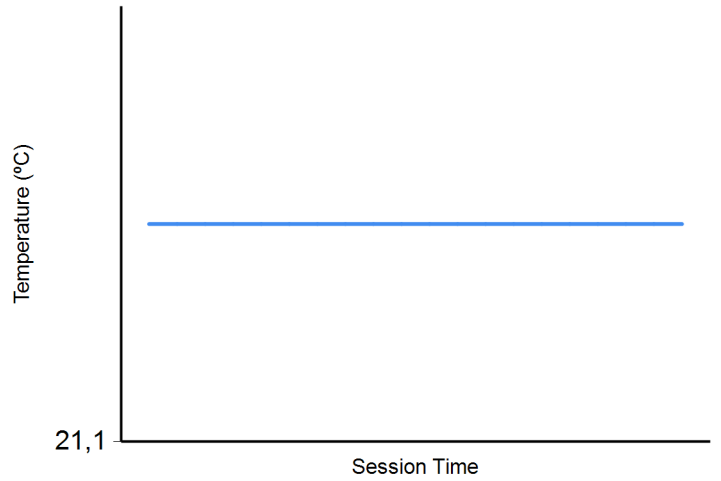




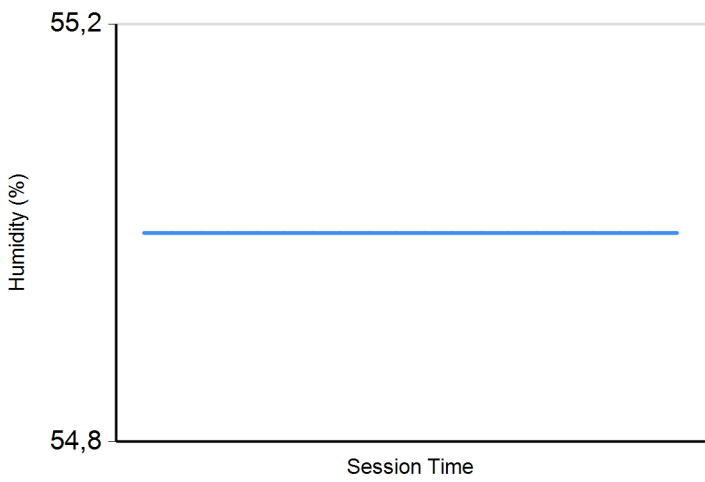
Air Temperature



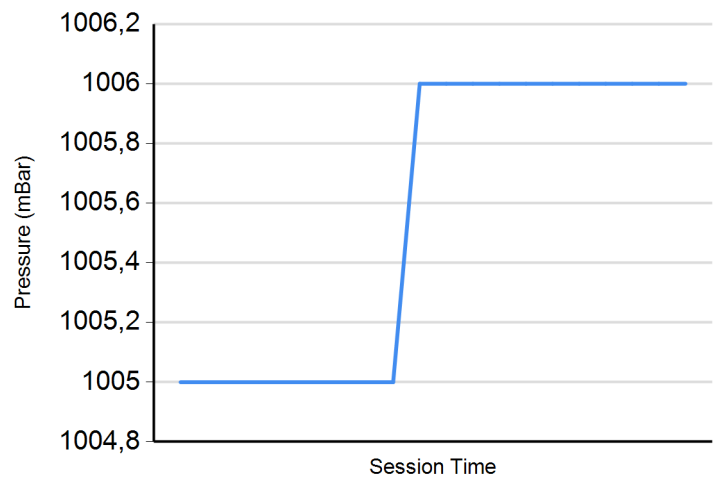
Track Temperature



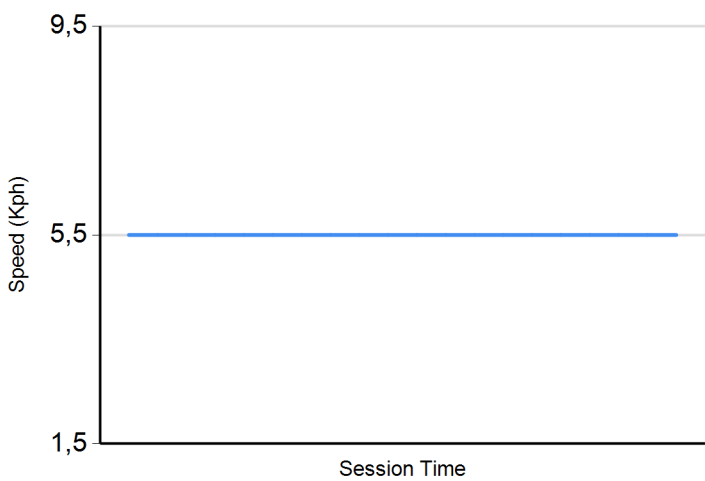
Humidity



Pressure



Wind Speed



Wind direction

