

Circuito Internacional De Vila Real

CPV

Free Practice - 1

Provisional Results



Cls	Nº	Entrant/Team	Nat	Driver 1	Nat	Driver 2	Nat	Vehicle	Cat	Cls	Laps	Best	Time	Gap	Interval	Km/h
1	4	Speedy Motorsport		César Machado		Rafael Lobato		Toyota GR Supra GT4 EVO2	GT4 Pro	1	19	17	2:03.802			139.2
2	5	Speedy Motorsport		José Carlos Pires		Pedro Salvador		Toyota GR Supra GT4 EVO2	GT4 Pro	2	18	12	2:05.099	1.297	1.297	137.8
3	888	Veloso Motorsport		Bruno Pires		Patrick Cunha		Porsche Cayman CS RS	GT4 Pro-	1	19	16	2:05.309	1.507	0.210	137.6
4	44	Nuno Afonso		Nuno Afonso		Alexandre Areia		Toyota GR Supra GT4 EVO2	GT4 Pro-	1	20	17	2:06.182	2.380	0.873	136.6
5	26	Toyota Gazoo Racing Caetano Portugal		Francisco Mora		Francisco Abreu		Toyota GR Supra GT4 EVO2	GT4 Pro	3	19	8	2:06.548	2.746	0.366	136.2
6	77	Racar Motorsport		Mathieu Martins		Roberto Faria		Aston Martin Vantage AMR GT4	GT4 Pro	4	17	15	2:07.636	3.834	1.088	135.1
7	78	Racar Motorsport		Henrique V. Oliveira		Luca Savu		Aston Martin Vantage AMR GT4	GT4 Pro	5	19	17	2:07.818	4.016	0.182	134.9
8	79	Racar Motorsport		Vasco Oliveira		Francisco Carvalho		Aston Martin Vantage AMR GT4 EVO	GT4 Bro	1	20	16	2:08.280	4.478	0.462	134.4
9	16	Orlando Batina		Sérgio Azevedo		Orlando Batina		Toyota GR Supra GT4 EVO2	GT4 Pro-	2	19	8	2:08.666	4.864	0.386	134.0
10	58	Miguel Nabais		Miguel Nabais		André Nabais		Toyota GR Supra GT4 EVO2	GT4 Bro	2	19	19	2:09.317	5.515	0.651	133.3
11	33	Monteiros Competições		Rui Miritta				Porsche 911 Cup	Cup	1	21	17	2:09.330	5.528	0.013	133.3
12	2	Speedy Motorsport		Pompeu Simões		Duarte Camelo		Porsche Cayman CS	GTX	1	20	9	2:09.951	6.149	0.621	132.6
13	007	Santogal - Araújo Competição		Bruno Pereira		Gonçalo Araújo		Aston Martin Vantage AMR GT4 EVO	GT4 Pro-	3	16	15	2:10.660	6.858	0.709	131.9
14	38	Veloso Motorsport		Paulo Macedo		Luís Calheiros		Porsche Cayman CS RS	GT4 Bro	1	18	16	2:10.687	6.885	0.027	131.9
15	97	NM Racing Team		Ricardo Costa		Nuno Teixeira		Mercedes AMG GT4	GT4 Bro	3	18	17	2:11.358	7.556	0.671	131.2
16	47	Monteiros Competições		Henrique M. Oliveira		Ruben Silva		BMW M4 GT4 (F82)	GTX	2	17	8	2:15.163	11.361	3.805	127.5
17	128	Gracie Mitchell		Gracie Mitchell		Luca Staccini		Ginetta G55	GTX	3	18	7	2:21.840	18.038	6.677	121.5
18	73	Monteiros Competições		Vitor Costa				Porsche 911 Cup	Cup	2	17	16	2:22.575	18.773	0.735	120.9
19	777	Ruben Vaquinhas		Pedro Bastos Rezende		Ruben Vaquinhas		Aston Martin Vantage AMR GT4	GT4 AM	1	18	16	2:23.931	20.129	1.356	119.8
20	430	Protech Motorsport		Adam Fawsitt		Pedro Paiva Raposo		Porsche 911 Cup	Cup	3	15	14	2:24.700	20.898	0.769	119.1
21	707	António Lopes		António Lopes		Filipe Videira		Aston Martin Vantage AMR GT4	GT4 AM	2	18	11	2:26.036	22.234	1.336	118.0
22	125	Simon Moore		Simon Moore		Thomas Roche		Ginetta G55	GTX	4	3	3	2:32.208	28.406	6.172	113.2

Published at:.....

Track Temp: 42,5 °C Air Temp: 26,2 °C Humidity: 49 % Track Status: DRY

Race Director:

Timekeeper: David García

JCR-02656-ESP/M





Circuito Internacional De Vila Real

CPV

Free Practice - 1

Provisional Results by Category



GT4 Pro																
Cls	Nº	Entrant/Team	Nat	Driver 1	Nat	Driver 2	Nat	Vehicle	Cat	Cls	Laps	Best	Time	Gap	Interval	Km/h
1	4	Speedy Motorsport		César Machado		Rafael Lobato		Toyota GR Supra GT4 EVO2	GT4 Pro	1	19	17	2:03.802			139.2
2	5	Speedy Motorsport		José Carlos Pires		Pedro Salvador		Toyota GR Supra GT4 EVO2	GT4 Pro	2	18	12	2:05.099	1.297	1.297	137.8
3	26	Toyota Gazoo Racing Caetano Portugal		Francisco Mora		Francisco Abreu		Toyota GR Supra GT4 EVO2	GT4 Pro	3	19	8	2:06.548	2.746	1.449	136.2
4	77	Racar Motorsport		Mathieu Martins		Roberto Faria		Aston Martin Vantage AMR GT4	GT4 Pro	4	17	15	2:07.636	3.834	1.088	135.1
5	78	Racar Motorsport		Henrique V. Oliveira		Luca Savu		Aston Martin Vantage AMR GT4	GT4 Pro	5	19	17	2:07.818	4.016	0.182	134.9

GT4 Pro-Bronze																
Cls	Nº	Entrant/Team	Nat	Driver 1	Nat	Driver 2	Nat	Vehicle	Cat	Cls	Laps	Best	Time	Gap	Interval	Km/h
1	888	Veloso Motorsport		Bruno Pires		Patrick Cunha		Porsche Cayman CS RS	GT4 Pro-	1	19	16	2:05.309			137.6

GT4 Pro-Bronze																
Cls	Nº	Entrant/Team	Nat	Driver 1	Nat	Driver 2	Nat	Vehicle	Cat	Cls	Laps	Best	Time	Gap	Interval	Km/h
1	44	Nuno Afonso		Nuno Afonso		Alexandre Areia		Toyota GR Supra GT4 EVO2	GT4 Pro-	1	20	17	2:06.182			136.6
2	16	Orlando Batina		Sérgio Azevedo		Orlando Batina		Toyota GR Supra GT4 EVO2	GT4 Pro-	2	19	8	2:08.666	2.484	2.484	134.0
3	007	Santogal - Araújo Competição		Bruno Pereira		Gonçalo Araújo		Aston Martin Vantage AMR GT4 EVO	GT4 Pro-	3	16	15	2:10.660	4.478	1.994	131.9

GT4 Bronze																
Cls	Nº	Entrant/Team	Nat	Driver 1	Nat	Driver 2	Nat	Vehicle	Cat	Cls	Laps	Best	Time	Gap	Interval	Km/h
1	79	Racar Motorsport		Vasco Oliveira		Francisco Carvalho		Aston Martin Vantage AMR GT4 EVO	GT4 Bro	1	20	16	2:08.280			134.4
2	58	Miguel Nabais		Miguel Nabais		André Nabais		Toyota GR Supra GT4 EVO2	GT4 Bro	2	19	19	2:09.317	1.037	1.037	133.3
3	97	NM Racing Team		Ricardo Costa		Nuno Teixeira		Mercedes AMG GT4	GT4 Bro	3	18	17	2:11.358	3.078	2.041	131.2

Cup																
Cls	Nº	Entrant/Team	Nat	Driver 1	Nat	Driver 2	Nat	Vehicle	Cat	Cls	Laps	Best	Time	Gap	Interval	Km/h
1	33	Monteiros Competições		Rui Miritta				Porsche 911 Cup	Cup	1	21	17	2:09.330			133.3
2	73	Monteiros Competições		Vitor Costa				Porsche 911 Cup	Cup	2	17	16	2:22.575	13.245	13.245	120.9
3	430	Protech Motorsport		Adam Fawsitt		Pedro Paiva Raposo		Porsche 911 Cup	Cup	3	15	14	2:24.700	15.370	2.125	119.1

GTX																
Cls	Nº	Entrant/Team	Nat	Driver 1	Nat	Driver 2	Nat	Vehicle	Cat	Cls	Laps	Best	Time	Gap	Interval	Km/h
1	2	Speedy Motorsport		Pompeu Simões		Duarte Camelo		Porsche Cayman CS	GTX	1	20	9	2:09.951			132.6
2	47	Monteiros Competições		Henrique M. Oliveira		Ruben Silva		BMW M4 GT4 (F82)	GTX	2	17	8	2:15.163	5.212	5.212	127.5
3	128	Gracie Mitchell		Gracie Mitchell		Luca Staccini		Ginetta G55	GTX	3	18	7	2:21.840	11.889	6.677	121.5
4	125	Simon Moore		Simon Moore		Thomas Roche		Ginetta G55	GTX	4	3	3	2:32.208	22.257	10.368	113.2

Published at:.....

Track Temp: 42,5 °C Air Temp: 26,2 °C Humidity: 49 % Track Status: DRY

Race Director:

Timekeeper:

David García

JCR-02656-ESP/M





Circuito Internacional De Vila Real

CPV

Free Practice - 1

Provisional Results by Category



GT4 Bronze																
Cls	Nº	Entrant/Team	Nat	Driver 1	Nat	Driver 2	Nat	Vehicle	Cat	Cls	Laps	Best	Time	Gap	Interval	Km/h
1	38	Veloso Motorsport		Paulo Macedo		Luís Calheiros		Porsche Cayman CS RS	GT4 Bro	1	18	16	2:10.687			131.9
GT4 AM																
Cls	Nº	Entrant/Team	Nat	Driver 1	Nat	Driver 2	Nat	Vehicle	Cat	Cls	Laps	Best	Time	Gap	Interval	Km/h
1	777	Ruben Vaquinhas		Pedro Bastos Rezende		Ruben Vaquinhas		Aston Martin Vantage AMR GT4	GT4 AM	1	18	16	2:23.931			119.8
2	707	António Lopes		António Lopes		Filipe Videira		Aston Martin Vantage AMR GT4	GT4 AM	2	18	11	2:26.036	2.105	2.105	118.0

Published at:.....

Track Temp: 42,5 °C Air Temp: 26,2 °C Humidity: 49 % Track Status: DRY

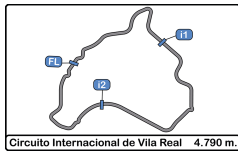
Race Director:

Timekeeper:

David García

JCR-02656-ESP/M





Circuito Internacional De Vila Real

CPV

Free Practice - 1

Lap Analysis

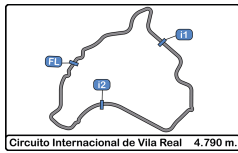


Circuito Internacional de Vila Real 4.790 m.

2							5								
Pompeu Simões							José Carlos Pires								
GTX							Toyota GR Supra GT4 EVO2								
Duarte Camelo							Speedy Motorsport								
Lap	D	Time	Sector 1	Sector 2	Sector 3	T. Spd	Elapsed	Lap	D	Time	Sector 1	Sector 2	Sector 3	T. Spd	Elapsed
1		9:00:18.103 P			9:00:18.103		9:00:18.103	1		9:00:34.657 P			9:00:34.657		9:00:34.657
2		2:28.545	53.442	52.453	42.650		9:02:46.648	2		2:28.973	51.275	55.592	42.106		9:03:03.630
3		2:17.271	47.017	49.955	40.299		9:05:03.919	3		2:17.213	46.933	50.160	40.120		9:05:20.843
4		18:08.284 P	44.976	49.174	16:34.134		9:23:12.203	4		17:49.876 P	43.732	50.540	16:15.604		9:23:10.719
5		2:11.106	43.145	48.826	39.135		9:25:23.309	5		2:07.695	41.610	47.344	38.741		9:25:18.414
6		2:11.979	43.911	48.728	39.340		9:27:35.288	6		4:06.225 P	42.944	47.196	2:36.085		9:29:24.639
7		2:12.815	43.782	48.354	40.679		9:29:48.103	7		2:10.904	44.143	48.016	38.745		9:31:35.543
8		2:11.436	44.451	47.806	39.179		9:31:59.539	8		2:09.774	44.224	47.378	38.172		9:33:45.317
9		2:09.951	43.057	47.744	39.150		9:34:09.490	9		2:05.409	42.316	45.553	37.540		9:35:50.726
10		4:32.455 P	43.549	52.294	2:56.612		9:38:41.945	10		5:23.055 P	42.175	45.568	3:55.312		9:41:13.781
11		2:28.329	49.258	55.970	43.101		9:41:10.274	11		2:08.720	43.125	47.009	38.586		9:43:22.501
12		2:25.037	48.401	53.604	43.032		9:43:35.311	12		2:05.099	42.477	45.285	37.337		9:45:27.600
13		2:16.699	45.396	49.854	41.449		9:45:52.010	13		4:29.758 P	42.922	47.328	2:59.508		9:49:57.358
14		2:18.997	46.532	50.105	42.360		9:48:11.007	14		2:11.613	44.528	48.922	38.163		9:52:08.971
15		2:17.129	46.014	49.762	41.353		9:50:28.136	15		2:06.205	41.814	46.044	38.347		9:54:15.176
16		2:19.172	46.290	51.146	41.736		9:52:47.308	16		3:11.608 P	42.759	46.042	1:42.807		9:57:26.784
17		2:15.901	45.341	49.758	40.802		9:55:03.209	17		2:07.397	41.169	46.028	40.200		9:59:34.181
18		2:15.257	44.827	49.523	40.907		9:57:18.466	18		2:08.058	44.675	45.726	37.657		10:01:42.239
19		2:17.285	44.568	49.812	42.905		9:59:35.751	19			42.408	46.709			
20		2:28.727	53.053	51.567	44.107		10:02:04.478								
21			47.560	57.260											

4							007								
César Machado							Bruno Pereira								
GT4 Pro							Aston Martin Vantage AMR GT4 EVO								
Rafael Lobato							Gonçalo Araújo								
Lap	D	Time	Sector 1	Sector 2	Sector 3	T. Spd	Elapsed	Lap	D	Time	Sector 1	Sector 2	Sector 3	T. Spd	Elapsed
1		9:00:28.324 P			9:00:28.324		9:00:28.324	1		9:23:46.110 P			9:23:46.110		9:23:46.110
2		2:29.096	52.629	52.666	43.801		9:02:57.420	2		2:28.174	49.020	54.390	44.764		9:26:14.284
3		2:14.183	45.968	48.810	39.405		9:05:11.603	3		2:24.042	48.596	54.334	41.112		9:28:38.326
4		18:02.296 P	44.359	48.453	16:29.484		9:23:13.899	4		2:19.262	46.062	50.728	42.472		9:30:57.588
5		2:10.361	43.378	47.536	39.447		9:25:24.260	5		2:21.210	47.020	52.147	42.043		9:33:18.798
6		2:09.165	43.265	47.686	38.214		9:27:33.425	6		2:19.936	45.968	51.604	42.364		9:35:38.734
7		3:54.775 P	42.627	45.502	2:26.646		9:31:28.200	7		2:21.173	45.878	51.538	43.757		9:37:59.907
8		2:18.177	46.935	48.504	42.738		9:33:46.377	8		2:17.181	45.981	49.859	41.341		9:40:17.088
9		2:07.820	43.174	46.552	38.094		9:35:54.197	9		4:50.157 P	45.791	51.369	3:12.997		9:45:07.245
10		2:05.828	42.404	45.549	37.875		9:38:00.025	10		2:15.611	44.872	50.176	40.563		9:47:22.856
11		5:22.567 P	43.553	46.323	3:52.691		9:43:22.592	11		2:18.700	47.554	50.832	40.314		9:49:41.556
12		2:06.846	43.556	45.843	37.447		9:45:29.438	12		2:12.146	43.844	48.490	39.812		9:51:53.702
13		2:06.547	43.374	45.909	37.264		9:47:35.985	13		2:14.324	44.773	48.930	40.621		9:54:08.026
14		3:39.549 P	41.466	46.149	2:11.934		9:51:15.534	14		2:13.257	44.125	49.263	39.869		9:56:21.283
15		2:05.266	41.747	46.002	37.517		9:53:20.800	15		2:10.660	43.265	47.948	39.447		9:58:31.943
16		2:05.041	41.775	45.088	38.178		9:55:25.841	16		2:13.230	46.025	48.052	39.153		10:00:45.173
17		2:03.802	41.530	45.001	37.271		9:57:29.643	17			48.646	48.362			
18		2:05.035	41.828	44.752	38.455		9:59:34.678								
19		4:08.511 P	45.353	44.992	2:38.166		10:03:43.189								
20			1:00.231	59.604											





Circuito Internacional De Vila Real

CPV

Free Practice - 1

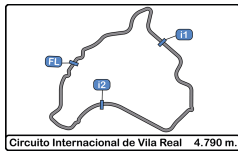
Lap Analysis



16							33								
Sérgio Azevedo			Toyota GR Supra GT4 EVO2				Rui Miritta			Porsche 911 Cup					
GT4 Pro-		Orlando Batina		Batina Racing			Cup		Monteiros Competições						
Lap	D	Time	Sector 1	Sector 2	Sector 3	T. Spd	Elapsed	Lap	D	Time	Sector 1	Sector 2	Sector 3	T. Spd	Elapsed
1		9:00:32.873 P			9:00:32.873		9:00:32.873	1		9:00:55.373 P			9:00:55.373		9:00:55.373
2		2:40.558	55.286	59.179	46.093		9:03:13.431	2		2:38.655	51.539	1:02.046	45.070		9:03:34.028
3		2:24.810	47.711	55.271	41.828		9:05:38.241	3		2:26.470	50.186	52.815	43.469		9:06:00.498
4		17:40.421 P	44.689	1:02.471	15:53.261		9:23:18.662	4		17:36.362 P	59.351	1:12.016	15:24.995		9:23:36.860
5		3:04.332 P	45.797	49.615	1:28.920		9:26:22.994	5		2:29.200	50.367	55.674	43.159		9:26:06.060
6		2:12.623	44.121	49.248	39.254		9:28:35.617	6		2:17.189	46.364	50.267	40.558		9:28:23.249
7		2:09.327	43.581	47.390	38.356		9:30:44.944	7		2:13.573	44.822	49.139	39.612		9:30:36.822
8		2:08.666	43.345	47.140	38.181		9:32:53.610	8		2:12.491	44.484	48.240	39.767		9:32:49.313
9		4:44.342 P	42.839	48.138	3:13.365		9:37:37.952	9		2:12.613	45.088	48.802	38.723		9:35:01.926
10		2:29.165	54.885	51.279	43.001		9:40:07.117	10		2:12.165	44.214	48.676	39.275		9:37:14.091
11		2:16.891	46.316	49.300	41.275		9:42:24.008	11		2:11.190	43.762	47.937	39.491		9:39:25.281
12		2:15.242	44.403	50.177	40.662		9:44:39.250	12		2:10.945	44.023	47.519	39.403		9:41:36.226
13		2:13.947	44.098	49.716	40.133		9:46:53.197	13		2:14.753	45.262	49.074	40.417		9:43:50.979
14		2:13.536	43.876	49.541	40.119		9:49:06.733	14		2:09.807	43.340	47.689	38.778		9:46:00.786
15		2:15.077	43.988	48.302	42.787		9:51:21.810	15		2:10.513	44.111	47.282	39.120		9:48:11.299
16		2:10.702	43.519	47.312	39.871		9:53:32.512	16		2:12.024	45.452	47.967	38.605		9:50:23.323
17		2:12.859	44.893	48.472	39.494		9:55:45.371	17		2:09.330	42.925	47.619	38.786		9:52:32.653
18		2:10.024	43.492	47.087	39.445		9:57:55.395	18		2:13.759	43.488	47.318	42.953		9:54:46.412
19		2:11.177	44.045	47.189	39.943		10:00:06.572	19		2:11.042	44.794	47.815	38.433		9:56:57.454
20		56.863	57.562					20		2:11.962	44.599	48.266	39.097		9:59:09.416
21								21		2:11.293	44.931	47.208	39.154		10:01:20.709
22								22		56.708	1:04.145				

26							38								
Francisco Mora			Toyota GR Supra GT4 EVO2				Paulo Macedo			Porsche Cayman CS RS					
GT4 Pro		Francisco Abreu		Toyota Gazoo Racing Caetano			GT4 Bronze		Luis Calheiros						
Lap	D	Time	Sector 1	Sector 2	Sector 3	T. Spd	Elapsed	Lap	D	Time	Sector 1	Sector 2	Sector 3	T. Spd	Elapsed
1		9:00:46.784 P			9:00:46.784		9:00:46.784	1		9:01:04.621 P			9:01:04.621		9:01:04.621
2		2:46.267	58.442	1:02.639	45.186		9:03:33.051	2		2:40.782	55.677	58.209	46.896		9:03:45.403
3		2:26.811	50.268	52.968	43.575		9:05:59.862	3		2:23.354	48.261	51.877	43.216		9:06:08.757
4		17:15.904 P	57.941	1:12.484	15:05.479		9:23:15.766	4		17:58.275 P	1:00.880	1:08.984	15:48.411		9:24:07.032
5		2:14.521	42.844	47.052	44.625		9:25:30.287	5		2:33.305	52.596	55.546	45.163		9:26:40.337
6		2:08.156	42.890	46.665	38.601		9:27:38.443	6		2:19.870	47.274	50.707	41.889		9:29:00.207
7		2:08.837	43.151	46.467	39.219		9:29:47.280	7		4:51.528 P	45.376	52.777	3:13.375		9:33:51.735
8		2:06.548	42.652	45.946	37.950		9:31:53.828	8		2:32.630	52.636	55.965	44.029		9:36:24.365
9		4:31.024 P	42.906	47.698	3:00.420		9:36:24.852	9		2:23.220	48.250	51.336	43.634		9:38:47.585
10		2:22.639	49.280	51.451	41.908		9:38:47.491	10		2:19.804	46.813	52.268	40.723		9:41:07.389
11		2:17.577	45.042	53.563	38.972		9:41:05.068	11		2:17.421	45.691	50.679	41.051		9:43:24.810
12		2:09.562	43.161	47.976	38.425		9:43:14.630	12		3:38.747 P	45.399	49.445	2:03.903		9:47:03.557
13		2:08.089	42.580	47.173	38.336		9:45:22.719	13		2:20.549	45.794	53.852	40.903		9:49:24.106
14		2:07.528	42.746	46.955	37.827		9:47:30.247	14		2:16.787	45.194	50.041	41.552		9:51:40.893
15		2:09.070	43.119	47.563	38.388		9:49:39.317	15		2:14.251	45.238	49.648	39.365		9:53:55.144
16		2:08.080	42.534	46.976	38.570		9:51:47.397	16		2:10.687	43.794	47.553	39.340		9:56:05.831
17		4:13.796 P	42.348	49.489	2:41.959		9:56:01.193	17		2:14.876	44.368	48.032	42.476		9:58:20.707
18		2:09.566	41.589	46.421	41.556		9:58:10.759	18		2:15.126	47.680	48.220	39.226		10:00:35.833
19		2:09.160	43.791	45.575	39.794		10:00:19.919	19			43.848	47.914			
20		45.567	56.644												





Circuito Internacional De Vila Real

CPV

Free Practice - 1

Lap Analysis



44

Nuno Afonso

Toyota GR Supra GT4 EVO2

58

Miguel Nabais

Toyota GR Supra GT4 EVO2

GT4 Pro-

Alexandre Areia

Gianfranco Motorsport

GT4 Bronze

André Nabais

Gianfranco Motorsport - Nabais

Lap	D	Time	Sector 1	Sector 2	Sector 3	T. Spd	Elapsed	Lap	D	Time	Sector 1	Sector 2	Sector 3	T. Spd	Elapsed
1		9:00:56.685 P			9:00:56.685		9:00:56.685	1		9:00:58.572 P			9:00:58.572		9:00:58.572
2		2:41.911	52.627	1:02.477	46.807		9:03:38.596	2		2:41.540	54.717	59.997	46.826		9:03:40.112
3		2:28.583	50.399	53.386	44.798		9:06:07.179	3		2:27.627	49.515	53.242	44.870		9:06:07.739
4		17:12.789 P	54.976	1:11.129	15:06.684		9:23:19.968	4		17:13.280 P	1:00.684	1:07.237	15:05.359		9:23:21.019
5		2:23.072	47.280	51.824	43.968		9:25:43.040	5		2:22.396	46.630	51.833	43.933		9:25:43.415
6		2:19.254	47.677	49.422	42.155		9:28:02.294	6		2:20.624	47.727	52.481	40.416		9:28:04.039
7		2:15.202	45.313	49.203	40.686		9:30:17.496	7		2:14.115	44.584	48.885	40.646		9:30:18.154
8		2:15.986	44.840	51.025	40.121		9:32:33.482	8		2:13.636	44.769	48.848	40.019		9:32:31.790
9		4:47.146 P	43.986	47.929	3:15.231		9:37:20.628	9		2:11.217	43.349	48.272	39.596		9:34:43.007
10		2:21.736	49.139	50.764	41.833		9:39:42.364	10		4:54.264 P	47.089	48.006	3:19.169		9:39:37.271
11		2:15.508	47.031	48.743	39.734		9:41:57.872	11		2:36.854	55.134	53.995	47.725		9:42:14.125
12		2:10.116	43.750	47.319	39.047		9:44:07.988	12		2:19.781	47.978	50.719	41.084		9:44:33.906
13		2:10.203	43.275	47.877	39.051		9:46:18.191	13		2:17.018	46.658	48.937	41.423		9:46:50.924
14		2:09.564	42.984	47.621	38.959		9:48:27.755	14		2:17.925	45.659	52.090	40.176		9:49:08.849
15		2:07.183	42.336	46.567	38.280		9:50:34.938	15		2:14.917	45.595	48.583	40.739		9:51:23.766
16		2:08.554	43.245	46.844	38.465		9:52:43.492	16		2:11.508	44.239	47.903	39.366		9:53:35.274
17		2:06.182	42.089	46.018	38.075		9:54:49.674	17		2:16.106	45.958	48.060	42.088		9:55:51.380
18		2:09.014	44.437	46.264	38.313		9:56:58.688	18		2:10.954	44.018	47.230	39.706		9:58:02.334
19		2:11.488	45.441	47.780	38.267		9:59:10.176	19		2:09.317	43.546	46.640	39.131		10:00:11.651
20		2:07.884	43.392	46.366	38.126		10:01:18.060	20			52.828	54.154			
21			43.137	46.553											

47

Henrique M. Oliveira

BMW M4 GT4 (F82)

73

Vitor Costa

Porsche 911 Cup

GTX

Ruben Silva

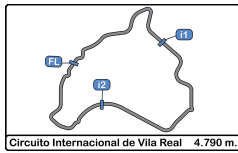
Monteiros Competições

Cup

Monteiros Competições

Lap	D	Time	Sector 1	Sector 2	Sector 3	T. Spd	Elapsed	Lap	D	Time	Sector 1	Sector 2	Sector 3	T. Spd	Elapsed
1		9:00:37.402 P			9:00:37.402		9:00:37.402	1		9:01:27.090 P			9:01:27.090		9:01:27.090
2		2:38.135	51.945	58.450	47.740		9:03:15.537	2		2:54.623	56.964	1:05.136	52.523		9:04:21.713
3		2:24.752	49.671	51.823	43.258		9:05:40.289	3		19:18.060 P	54.529	1:01.084	17:22.447		9:23:39.773
4		17:54.390 P	46.172	1:01.217	16:07.001		9:23:34.679	4		2:38.211	50.662	59.591	47.958		9:26:17.984
5		2:24.752	49.382	52.794	42.576		9:25:59.431	5		2:35.961	52.711	56.184	47.066		9:28:53.945
6		2:18.436	46.230	49.637	42.569		9:28:17.867	6		2:33.876	50.757	56.603	46.516		9:31:27.821
7		2:15.948	45.835	49.068	41.045		9:30:33.815	7		2:35.672	52.062	56.999	46.611		9:34:03.493
8		2:15.163	45.149	48.784	41.230		9:32:48.978	8		2:33.055	48.884	56.319	47.852		9:36:36.548
9		2:15.520	45.245	49.993	40.282		9:35:04.498	9		2:31.437	52.962	54.157	44.318		9:39:07.985
10		2:15.198	45.135	48.477	41.586		9:37:19.696	10		2:26.129	49.104	53.067	43.958		9:41:34.114
11		4:33.611 P	46.043	50.441	2:57.127		9:41:53.307	11		2:26.760	48.685	54.412	43.663		9:44:00.874
12		2:37.745	57.226	56.065	44.454		9:44:31.052	12		2:24.298	47.438	53.646	43.214		9:46:25.172
13		2:27.108	50.214	53.348	43.546		9:46:58.160	13		4:38.053 P	52.513	53.928	2:51.612		9:51:03.225
14		2:20.300	47.282	50.715	42.303		9:49:18.460	14		2:28.213	49.697	54.695	43.821		9:53:31.438
15		2:20.930	46.646	51.424	42.860		9:51:39.390	15		2:27.407	50.094	53.936	43.377		9:55:58.845
16		6:25.269 P	48.377	53.066	4:43.826		9:58:04.659	16		2:22.575	47.800	51.216	43.559		9:58:21.420
17		2:21.276	50.315	50.103	40.858		10:00:25.935	17		2:22.652	48.671	51.356	42.625		10:00:44.072
18			45.854	54.293				18			54.190	57.724			





Circuito Internacional De Vila Real

CPV

Free Practice - 1

Lap Analysis



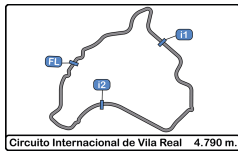
Circuito Internacional de Vila Real 4.790 m.

77							79								
Mathieu Martins			Aston Martin Vantage AMR GT4				Vasco Oliveira			Aston Martin Vantage AMR GT4 EVO					
GT4 Pro		Roberto Faria	Racar Motorsport				GT4 Bronze		Francisco Carvalho	Racar Motorsport					
Lap	D	Time	Sector 1	Sector 2	Sector 3	T. Spd	Elapsed	Lap	D	Time	Sector 1	Sector 2	Sector 3	T. Spd	Elapsed
1		9:00:16.304 P			9:00:16.304		9:00:16.304	1		9:00:29.815 P			9:00:29.815		9:00:29.815
2		2:43.704	57.071	58.605	48.028		9:03:00.008	2		2:29.609	51.616	54.738	43.255		9:02:59.424
3		2:23.378	50.052	52.233	41.093		9:05:23.386	3		2:21.580	48.585	51.100	41.895		9:05:21.004
4		18:00.523 P	46.074	52.697	16:21.752		9:23:23.909	4		18:06.422 P	46.035	53.168	16:27.219		9:23:27.426
5		2:19.818	46.006	50.979	42.833		9:25:43.727	5		2:17.934	47.074	49.922	40.938		9:25:45.360
6		2:16.652	47.907	49.100	39.645		9:28:00.379	6		2:17.377	46.798	50.031	40.548		9:28:02.737
7		2:12.084	45.475	47.678	38.931		9:30:12.463	7		2:13.873	45.161	49.107	39.605		9:30:16.610
8		2:13.913	44.597	47.180	42.136		9:32:26.376	8		2:12.082	44.024	48.039	40.019		9:32:28.692
9		2:09.285	44.332	46.643	38.310		9:34:35.661	9		2:09.609	43.314	47.135	39.160		9:34:38.301
10		3:32.150 P	43.812	46.583	2:01.755		9:38:07.811	10		4:35.724 P	43.760	48.341	3:03.623		9:39:14.025
11		2:21.280	50.344	50.263	40.673		9:40:29.091	11		2:14.551	45.946	48.750	39.855		9:41:28.576
12		2:12.038	45.061	47.391	39.586		9:42:41.129	12		2:15.593	47.579	48.910	39.104		9:43:44.169
13		2:11.442	43.525	49.401	38.516		9:44:52.571	13		2:10.831	44.649	47.151	39.031		9:45:55.000
14		2:09.207	44.042	46.994	38.171		9:47:01.778	14		2:14.920	46.590	47.738	40.592		9:48:09.920
15		2:07.636	43.324	46.420	37.892		9:49:09.414	15		2:08.563	43.707	46.486	38.370		9:50:18.483
16		2:10.789	43.274	47.127	40.388		9:51:20.203	16		2:08.280	43.151	45.972	39.157		9:52:26.763
17		10:05.415 P	43.335	47.117	8:34.963		10:01:25.618	17		2:46.703 P	43.343	51.384	1:11.976		9:55:13.466
18		1:10.551	1:11.658					18		2:15.684	45.170	49.452	41.062		9:57:29.150

78							97								
Henrique V. Oliveira			Aston Martin Vantage AMR GT4				Ricardo Costa			Mercedes AMG GT4					
GT4 Pro		Luca Savu	Racar Motorsport				GT4 Bronze		Nuno Teixeira	NM Racing Team					
Lap	D	Time	Sector 1	Sector 2	Sector 3	T. Spd	Elapsed	Lap	D	Time	Sector 1	Sector 2	Sector 3	T. Spd	Elapsed
1		9:00:22.699 P			9:00:22.699		9:00:22.699	1		9:01:58.958 P			9:01:58.958		9:01:58.958
2		2:42.121	56.914	58.451	46.756		9:03:04.820	2		2:36.806	54.909	57.251	44.646		9:04:35.764
3		2:19.192	47.309	50.928	40.955		9:05:24.012	3		19:50.025 P	47.572	52.927	18:09.526		9:24:25.789
4		18:01.810 P	46.066	53.103	16:22.641		9:23:25.822	4		2:24.880	49.598	51.863	43.419		9:26:50.669
5		2:18.602	46.636	50.508	41.458		9:25:44.424	5		2:16.580	45.877	49.956	40.747		9:29:07.249
6		2:20.714	48.703	51.117	40.894		9:28:05.138	6		2:19.038	44.942	49.537	44.559		9:31:26.287
7		2:13.620	44.349	48.591	40.680		9:30:18.758	7		2:15.506	46.181	48.911	40.414		9:33:41.793
8		2:13.686	44.683	48.918	40.085		9:32:32.444	8		2:16.469	44.879	52.129	39.461		9:35:58.262
9		2:10.992	43.499	48.215	39.278		9:34:43.436	9		2:12.020	44.288	48.295	39.437		9:38:10.282
10		2:09.735	43.373	47.850	38.512		9:36:53.171	10		2:16.288	46.112	48.315	41.861		9:40:26.570
11		5:37.539 P	44.127	49.131	4:04.281		9:42:30.710	11		4:57.195 P	44.041	49.420	3:23.734		9:45:23.765
12		2:31.314	52.270	55.924	43.120		9:45:02.024	12		2:26.551	50.613	52.503	43.435		9:47:50.316
13		2:16.939	46.199	49.634	41.106		9:47:18.963	13		2:15.837	45.472	50.688	39.677		9:50:06.153
14		2:10.323	43.549	47.715	39.059		9:49:29.286	14		2:14.019	45.088	49.208	39.723		9:52:20.172
15		2:10.465	43.931	47.227	39.307		9:51:39.751	15		2:13.625	44.769	49.168	39.688		9:54:33.797
16		2:11.814	45.077	47.807	38.930		9:53:51.565	16		2:13.926	43.638	48.103	42.185		9:56:47.723
17		2:07.818	43.109	46.197	38.512		9:55:59.383	17		2:11.358	44.239	48.269	38.850		9:58:59.081
18		2:09.078	44.199	46.540	38.339		9:58:08.461	18		2:12.108	44.678	48.526	38.904		10:01:11.189
19		2:08.487	43.580	46.190	38.717		10:00:16.948	19			45.347	49.389			
20		49.073	57.315												

125							
Simon Moore			Ginetta G55				
GTX		Thomas Roche	Tockwith Motorsports				
Lap	D	Time	Sector 1	Sector 2	Sector 3	T. Spd	Elapsed
1		9:00:24.989 P			9:00:24.989		9:00:24.989
2		2:49.903	57.832	1:03.063	49.008		9:03:14.892
3		2:32.208	52.216	55.853	44.139		9:05:47.100
4		1:00:22.193					





Circuito Internacional De Vila Real

CPV

Free Practice - 1

Lap Analysis



128

Gracie Mitchell

Ginetta G55

707

António Lopes

Aston Martin Vantage AMR GT4

GTX Luca Staccini Tockwith Motorsports GT4 AM Filipe Videira Racar Motorsport

Lap	D	Time	Sector 1	Sector 2	Sector 3	T. Spd	Elapsed	Lap	D	Time	Sector 1	Sector 2	Sector 3	T. Spd	Elapsed
1		9:00:27.260 P			9:00:27.260		9:00:27.260	1		9:00:19.525 P			9:00:19.525		9:00:19.525
2		2:50.393	57.372	1:02.405	50.616		9:03:17.653	2		3:02.471	1:02.117	1:07.046	53.308		9:03:21.996
3		2:35.929	51.799	56.988	47.142		9:05:53.582	3		2:44.684	56.362	59.926	48.396		9:06:06.680
4		17:49.499 P	1:00.666	1:11.763	15:37.070		9:23:43.081	4		17:23.127 P	1:00.415	1:07.485	15:15.227		9:23:29.807
5		2:32.483	48.874	56.428	47.181		9:26:15.564	5		2:41.923	54.604	59.328	47.991		9:26:11.730
6		2:28.544	50.958	54.243	43.343		9:28:44.108	6		2:40.614	55.680	57.634	47.300		9:28:52.344
7		2:21.840	47.722	51.795	42.323		9:31:05.948	7		2:33.535	51.818	55.364	46.353		9:31:25.879
8		2:22.619	48.484	50.950	43.185		9:33:28.567	8		2:33.219	53.212	55.002	45.005		9:33:59.098
9		4:59.183 P	47.463	51.093	3:20.627		9:38:27.750	9		2:33.430	50.219	55.348	47.863		9:36:32.528
10		2:55.491	56.321	1:05.027	54.143		9:41:23.241	10		2:28.017	49.849	53.690	44.478		9:39:00.545
11		2:47.024	56.899	1:01.573	48.552		9:44:10.265	11		2:26.036	49.329	52.815	43.892		9:41:26.581
12		2:34.297	50.709	57.580	46.008		9:46:44.562	12		4:18.453 P	49.077	52.776	2:36.600		9:45:45.034
13		2:35.219	49.883	58.959	46.377		9:49:19.781	13		2:57.577	1:02.892	1:03.860	50.825		9:48:42.611
14		2:31.800	48.718	57.276	45.806		9:51:51.581	14		2:45.023	55.475	59.482	50.066		9:51:27.634
15		2:29.830	50.397	54.384	45.049		9:54:21.411	15		2:43.053	53.648	59.551	49.854		9:54:10.687
16		2:29.661	49.009	54.423	46.229		9:56:51.072	16		2:39.777	53.303	57.841	48.633		9:56:50.464
17		2:27.662	50.190	54.637	42.835		9:59:18.734	17		2:41.562	55.780	57.367	48.415		9:59:32.026
18		2:27.349	48.305	53.770	45.274		10:01:46.083	18		2:41.819	57.165	56.983	47.671		10:02:13.845
19			53.817	1:05.835				19			1:01.543	1:09.364			

430

Adam Fawsitt

Porsche 911 Cup

777

Pedro Bastos Rezende

Aston Martin Vantage AMR GT4

Cup Pedro Paiva Raposo Protech Motorsport GT4 AM Ruben Vaquinhas Gianfranco Motorsport

Lap	D	Time	Sector 1	Sector 2	Sector 3	T. Spd	Elapsed	Lap	D	Time	Sector 1	Sector 2	Sector 3	T. Spd	Elapsed
1		9:00:41.233 P			9:00:41.233		9:00:41.233	1		9:00:42.628 P			9:00:42.628		9:00:42.628
2		3:09.422	1:04.202	1:09.764	55.456		9:03:50.655	2		2:41.757	55.173	59.846	46.738		9:03:24.385
3		20:02.439 P	58.018	1:39.804	17:24.617		9:23:53.094	3		2:32.339	52.274	56.086	43.979		9:05:56.724
4		3:03.839	1:02.087	1:07.058	54.694		9:26:56.933	4		17:25.724 P	59.795	1:10.707	15:15.222		9:23:22.448
5		2:50.618	56.315	1:02.064	52.239		9:29:47.551	5		2:32.619	46.758	1:02.516	43.345		9:25:55.067
6		2:47.405	55.612	59.384	52.409		9:32:34.956	6		5:06.253 P	47.301	51.583	3:27.369		9:31:01.320
7		2:43.516	52.640	1:00.921	49.955		9:35:18.472	7		2:50.404	57.777	1:00.832	51.795		9:33:51.724
8		2:36.270	52.194	57.023	47.053		9:37:54.742	8		2:44.304	54.760	57.714	51.830		9:36:36.028
9		7:18.041 P	53.021	55.810	5:29.210		9:45:12.783	9		3:00.888	54.516	55.633	1:10.739		9:39:36.916
10		2:49.497	55.811	1:05.060	48.626		9:48:02.280	10		2:37.817	53.060	55.737	49.020		9:42:14.733
11		2:31.371	49.910	56.203	45.258		9:50:33.651	11		2:34.243	50.246	57.460	46.537		9:44:48.976
12		2:27.554	50.058	53.430	44.066		9:53:01.205	12		2:32.209	50.767	54.564	46.878		9:47:21.185
13		2:28.632	49.659	53.616	45.357		9:55:29.837	13		2:30.605	53.251	52.827	44.527		9:49:51.790
14		2:24.700	48.263	52.839	43.598		9:57:54.537	14		2:27.306	50.521	52.447	44.338		9:52:19.096
15		4:18.121	2:11.367	1:09.722	57.032		10:02:12.658	15		2:26.919	48.963	54.444	43.512		9:54:46.015
16			1:01.815	1:08.773				16		2:23.931	48.210	52.456	43.265		9:57:09.946
								17		2:24.061	48.268	52.748	43.045		9:59:34.007
								18		2:25.882	52.210	50.849	42.823		10:01:59.889
								19			51.870	59.779			





Circuito Internacional De Vila Real

CPV

Free Practice - 1

Lap Analysis



Circuito Internacional de Vila Real 4.790 m.

888

Bruno Pires

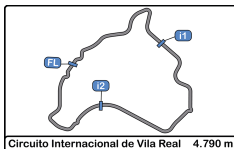
Porsche Cayman CS RS

GT4 Pro-

Patrick Cunha

Veloso Motorsport

Lap	D	Time	Sector 1	Sector 2	Sector 3	T. Spd	Elapsed
1		9:00:50.935 P			9:00:50.935		9:00:50.935
2		2:38.045	54.667	58.288	45.090		9:03:28.980
3		2:19.803	49.574	50.119	40.110		9:05:48.783
4		18:09.596 P	44.736	1:07.409	16:17.451		9:23:58.379
5		2:20.021	51.455	49.548	39.018		9:26:18.400
6		2:16.188	47.444	49.931	38.813		9:28:34.588
7		2:09.730	43.749	47.451	38.530		9:30:44.318
8		2:13.920	46.658	48.438	38.824		9:32:58.238
9		2:09.792	42.819	47.633	39.340		9:35:08.030
10		3:53.757 P	42.912	47.731	2:23.114		9:39:01.787
11		2:21.271	50.829	49.099	41.343		9:41:23.058
12		2:09.915	42.985	47.357	39.573		9:43:32.973
13		2:06.456	41.649	46.464	38.343		9:45:39.429
14		3:48.884 P	41.833	47.396	2:19.655		9:49:28.313
15		2:08.571	42.143	47.651	38.777		9:51:36.884
16		2:05.309	41.899	45.875	37.535		9:53:42.193
17		2:06.993	41.651	46.082	39.260		9:55:49.186
18		2:06.309	41.684	45.852	38.773		9:57:55.495
19		2:05.982	41.978	46.187	37.817		10:00:01.477
20			42.412	46.703			



Circuito Internacional De Vila Real

CPV

Free Practice - 1

Best Sectors Results



Circuito Internacional de Vila Real - 4.790 m.

Sector - 1			Sector - 2			Sector - 3			Ideal Lap vs Best Lap		
Clas	Nº Driver	Time	Nº Driver	Time	Nº Driver	Time	Clas	Nº Driver	Ideal Lap	Best Lap	Clas
1	5 Pires - Pedro	41.169	4 Machado - Rafael	44.752	4 Machado - Rafael	37.264	1	4 Machado - Rafael	2:03.482	2:03.802	1
2	4 Machado - Rafael	41.466	5 Pires - Pedro	45.285	5 Pires - Pedro	37.337	2	5 Pires - Pedro	2:03.791	2:05.099	2
3	26 Mora - Francisco	41.589	26 Mora - Francisco	45.575	888 Pires - Patrick	37.535	3	26 Mora - Francisco	2:04.991	2:06.548	5
4	888 Pires - Patrick	41.649	888 Pires - Patrick	45.852	26 Mora - Francisco	37.827	4	888 Pires - Patrick	2:05.036	2:05.309	3
5	44 Afonso - Alexandre	42.089	79 Oliveira - Francisco	45.972	77 Martins - Roberto	37.892	5	44 Afonso - Alexandre	2:06.182	2:06.182	4
6	16 Azevedo - Orlando	42.839	44 Afonso - Alexandre	46.018	44 Afonso - Alexandre	38.075	6	79 Oliveira - Francisco	2:07.493	2:08.280	8
7	33 Rui Miritta	42.925	78 Oliveira - Luca	46.190	16 Azevedo - Orlando	38.181	7	77 Martins - Roberto	2:07.586	2:07.636	6
8	2 Simões - Duarte	43.057	77 Martins - Roberto	46.420	78 Oliveira - Luca	38.339	8	78 Oliveira - Luca	2:07.638	2:07.818	7
9	78 Oliveira - Luca	43.109	58 Nabais - André	46.640	79 Oliveira - Francisco	38.370	9	16 Azevedo - Orlando	2:08.107	2:08.666	9
10	79 Oliveira - Francisco	43.151	16 Azevedo - Orlando	47.087	33 Rui Miritta	38.433	10	33 Rui Miritta	2:08.566	2:09.330	11
11	007 Pereira - Gonçalo	43.265	33 Rui Miritta	47.208	97 Costa - Nuno	38.850	11	58 Nabais - André	2:09.120	2:09.317	10
12	77 Martins - Roberto	43.274	38 Macedo - Luís	47.553	58 Nabais - André	39.131	12	2 Simões - Duarte	2:09.936	2:09.951	12
13	58 Nabais - André	43.349	2 Simões - Duarte	47.744	2 Simões - Duarte	39.135	13	007 Pereira - Gonçalo	2:10.366	2:10.660	13
14	97 Costa - Nuno	43.638	007 Pereira - Gonçalo	47.948	007 Pereira - Gonçalo	39.153	14	38 Macedo - Luís	2:10.573	2:10.687	14
15	38 Macedo - Luís	43.794	97 Costa - Nuno	48.103	38 Macedo - Luís	39.226	15	97 Costa - Nuno	2:10.591	2:11.358	15
16	47 Oliveira - Ruben	45.135	47 Oliveira - Ruben	48.477	47 Oliveira - Ruben	40.282	16	47 Oliveira - Ruben	2:13.894	2:15.163	16
17	777 Bastos Rezende - Ruben	46.758	777 Bastos Rezende - Ruben	50.849	128 Mitchell - Luca	42.323	17	777 Bastos Rezende - Ruben	2:20.430	2:23.931	19
18	73 Vitor Costa	47.438	128 Mitchell - Luca	50.950	73 Vitor Costa	42.625	18	128 Mitchell - Luca	2:20.736	2:21.840	17
19	128 Mitchell - Luca	47.463	73 Vitor Costa	51.216	777 Bastos Rezende - Ruben	42.823	19	73 Vitor Costa	2:21.279	2:22.575	18
20	430 Fawsitt - Pedro	48.263	707 Lopes - Filipe	52.776	430 Fawsitt - Pedro	43.598	20	430 Fawsitt - Pedro	2:24.700	2:24.700	20
21	707 Lopes - Filipe	49.077	430 Fawsitt - Pedro	52.839	707 Lopes - Filipe	43.892	21	707 Lopes - Filipe	2:25.745	2:26.036	21
22	125 Moore - Thomas	52.216	125 Moore - Thomas	55.853	125 Moore - Thomas	44.139	22	125 Moore - Thomas	2:32.208	2:32.208	22





Circuito Internacional De Vila Real

CPV

Free Practice - 1

Best 5 Lap Times



Circuito Internacional de Vila Real - 4.790 m

Cl	Nº Entrant/Team	Nat	Driver 1	Nat	Driver 2	Nat	Vehicle	Cat	Cl	Best 1		Best 2		Best 3		Best 4		Best 5	
										Time	Lap	Time	Lap	Time	Lap	Time	Lap	Time	Lap
1	4 Speedy Motorsport	PT	César Machado	PT	Rafael Lobato	PT	Toyota GR Supra GT4 EVO2	GT4 Pro	1	2:03.802	17	2:05.035	18	2:05.041	16	2:05.266	15	2:05.828	10
2	5 Speedy Motorsport	PT	José Carlos Pires	PT	Pedro Salvador	PT	Toyota GR Supra GT4 EVO2	GT4 Pro	2	2:05.099	12	2:05.409	9	2:06.205	15	2:07.397	17	2:07.695	5
3	888 Veloso Motorsport	PT	Bruno Pires	PT	Patrick Cunha	PT	Porsche Cayman CS RS	GT4 Pro-	1	2:05.309	16	2:05.982	19	2:06.309	18	2:06.456	13	2:06.993	17
4	44 Nuno Afonso	PT	Nuno Afonso	PT	Alexandre Areia	PT	Toyota GR Supra GT4 EVO2	GT4 Pro-	1	2:06.182	17	2:07.183	15	2:07.884	20	2:08.554	16	2:09.014	18
5	26 Toyota Gazoo Racing Caetano Portugal	PT	Francisco Mora	PT	Francisco Abreu	PT	Toyota GR Supra GT4 EVO2	GT4 Pro	3	2:06.548	8	2:07.528	14	2:08.080	16	2:08.089	13	2:08.156	6
6	77 Racar Motorsport	FR	Mathieu Martins	FR	Roberto Faria	PT	Aston Martin Vantage AMR GT4	GT4 Pro	4	2:07.636	15	2:09.207	14	2:09.285	9	2:10.789	16	2:11.442	13
7	78 Racar Motorsport	PT	Henrique V. Oliveira	PT	Luca Savu	PT	Aston Martin Vantage AMR GT4	GT4 Pro	5	2:07.818	17	2:08.487	19	2:09.078	18	2:09.735	10	2:10.323	14
8	79 Racar Motorsport	PT	Vasco Oliveira	PT	Francisco Carvalho	PT	Aston Martin Vantage AMR GT4 EVO	GT4 Bro	1	2:08.280	16	2:08.563	15	2:09.426	19	2:09.609	9	2:10.831	13
9	16 Orlando Batina	PT	Sérgio Azevedo	PT	Orlando Batina	PT	Toyota GR Supra GT4 EVO2	GT4 Pro-	2	2:08.666	8	2:09.327	7	2:10.024	18	2:10.702	16	2:11.177	19
10	58 Miguel Nabais	PT	Miguel Nabais	PT	André Nabais	PT	Toyota GR Supra GT4 EVO2	GT4 Bro	2	2:09.317	19	2:10.954	18	2:11.217	9	2:11.508	16	2:13.636	8
11	33 Monteiro Competições	PT	Rui Miritta	PT		PT	Porsche 911 Cup	Cup	1	2:09.330	17	2:09.807	14	2:10.513	15	2:10.945	12	2:11.042	19
12	2 Speedy Motorsport	PT	Pompeu Simões	PT	Duarte Camelo	PT	Porsche Cayman CS	GTX	1	2:09.951	9	2:11.106	5	2:11.436	8	2:11.979	6	2:12.815	7
13	007 Santogal - Araújo Competição	PT	Bruno Pereira	PT	Gonçalo Araújo	PT	Aston Martin Vantage AMR GT4 EVO	GT4 Pro-	3	2:10.660	15	2:12.146	12	2:13.230	16	2:13.257	14	2:14.324	13
14	38 Veloso Motorsport	PT	Paulo Macedo	PT	Luís Calheiros	PT	Porsche Cayman CS RS	GT4 Bro	1	2:10.687	16	2:14.251	15	2:14.876	17	2:15.126	18	2:16.787	14
15	97 NM Racing Team	ES	Ricardo Costa	PT	Nuno Teixeira	PT	Mercedes AMG GT4	GT4 Bro	3	2:11.358	17	2:12.020	9	2:12.108	18	2:13.625	15	2:13.926	16
16	47 Monteiro Competições	PT	Henrique M. Oliveira	PT	Ruben Silva	PT	BMW M4 GT4 (F82)	GTX	2	2:15.163	8	2:15.198	10	2:15.520	9	2:15.948	7	2:18.436	6
17	128 Gracie Mitchell	GB	Gracie Mitchell	GB	Luca Staccini	GB	Ginetta G55	GTX	3	2:21.840	7	2:22.619	8	2:27.349	18	2:27.662	17	2:28.544	6
18	73 Monteiro Competições	PT	Vitor Costa	PT		PT	Porsche 911 Cup	Cup	2	2:22.575	16	2:22.652	17	2:24.298	12	2:26.129	10	2:26.760	11
19	777 Ruben Vaquinhas	PT	Pedro Bastos Rezende	PT	Ruben Vaquinhas	PT	Aston Martin Vantage AMR GT4	GT4 AM	1	2:23.931	16	2:24.061	17	2:25.882	18	2:26.919	15	2:27.306	14
20	430 Protech Motorsport	PT	Adam Fawsitt	GB	Pedro Paiva Raposo	PT	Porsche 911 Cup	Cup	3	2:24.700	14	2:27.554	12	2:28.632	13	2:31.371	11	2:36.270	8
21	707 António Lopes	PT	António Lopes	GB	Filipe Videira	PT	Aston Martin Vantage AMR GT4	GT4 AM	2	2:26.036	11	2:28.017	10	2:33.219	8	2:33.430	9	2:33.535	7
22	125 Simon Moore	GB	Simon Moore	GB	Thomas Roche	GB	Ginetta G55	GTX	4	2:32.208	3	2:49.903	2						





Circuito Internacional De Vila Real

CPV

Free Practice - 1

Fastest Laps Sequence

Circuito Internacional de Vila Real 4.790 m



Lap	Time of Day	Session Time	Nº Entrant/Team	Nat	Driver 1	Nat	Driver 2	Nat	Vehicle	Cat	Time	Km/h
2	9:02:46.648	2:46.648	2 Speedy Motorsport		Pompeu Simões		Duarte Camelo		Porsche Cayman CS	GTX	2:28.545	116.0
3	9:05:03.919	5:03.919	2 Speedy Motorsport		Pompeu Simões		Duarte Camelo		Porsche Cayman CS	GTX	2:17.271	125.6
3	9:05:11.603	5:11.603	4 Speedy Motorsport		César Machado		Rafael Lobato		Toyota GR Supra GT4 EVO2	GT4 Pro	2:14.183	128.5
5	9:25:18.414	25:18.414	5 Speedy Motorsport		José Carlos Pires		Pedro Salvador		Toyota GR Supra GT4 EVO2	GT4 Pro	2:07.695	135.0
8	9:31:53.828	31:53.828	26 Toyota Gazoo Racing Caetano Portugal		Francisco Mora		Francisco Abreu		Toyota GR Supra GT4 EVO2	GT4 Pro	2:06.548	136.2
9	9:35:50.726	35:50.726	5 Speedy Motorsport		José Carlos Pires		Pedro Salvador		Toyota GR Supra GT4 EVO2	GT4 Pro	2:05.409	137.5
12	9:45:27.600	45:27.600	5 Speedy Motorsport		José Carlos Pires		Pedro Salvador		Toyota GR Supra GT4 EVO2	GT4 Pro	2:05.099	137.8
16	9:55:25.841	55:25.841	4 Speedy Motorsport		César Machado		Rafael Lobato		Toyota GR Supra GT4 EVO2	GT4 Pro	2:05.041	137.9
17	9:57:29.643	57:29.643	4 Speedy Motorsport		César Machado		Rafael Lobato		Toyota GR Supra GT4 EVO2	GT4 Pro	2:03.802	139.2





Circuito Internacional De Vila Real

CPV

Free Practice - 1

Pit Stop Analysis



2 Pompeu Simões Porsche Cayman CS

GTX		Duarte Camelo		Speedy Motorsport			
Nº	In Day Time	In Time	Out Time	Pit Time	T. Pit Time	Handicap	Diff.
1	9:07:39.443	9:07:39.443	9:23:12.203	15:32.760	15:32.760		
2	9:36:29.484	9:36:29.484	9:38:41.945	2:12.461	17:45.221		

4 César Machado Toyota GR Supra GT4 EVO2

GT4 Pro		Rafael Lobato		Speedy Motorsport			
Nº	In Day Time	In Time	Out Time	Pit Time	T. Pit Time	Handicap	Diff.
1	9:07:42.036	9:07:42.036	9:23:13.899	15:31.863	15:31.863		
2	9:29:37.674	9:29:37.674	9:31:28.200	1:50.526	17:22.389		
3	9:40:07.986	9:40:07.986	9:43:22.592	3:14.606	20:36.995		
4	9:49:40.382	9:49:40.382	9:51:15.534	1:35.152	22:12.147		
5	10:01:41.224	10:01:41.224	10:03:43.189	2:01.965	24:14.112		

5 José Carlos Pires Toyota GR Supra GT4 EVO2

GT4 Pro		Pedro Salvador		Speedy Motorsport			
Nº	In Day Time	In Time	Out Time	Pit Time	T. Pit Time	Handicap	Diff.
1	9:07:47.617	9:07:47.617	9:23:10.719	15:23.102	15:23.102		
2	9:27:26.011	9:27:26.011	9:29:24.639	1:58.628	17:21.730		
3	9:37:55.632	9:37:55.632	9:41:13.781	3:18.149	20:39.879		
4	9:47:33.848	9:47:33.848	9:49:57.358	2:23.510	23:03.389		
5	9:56:20.342	9:56:20.342	9:57:26.784	1:06.442	24:09.831		

16 Sérgio Azevedo Toyota GR Supra GT4 EVO2

GT4 Pro-Bro		Orlando Batina		Batina Racing			
Nº	In Day Time	In Time	Out Time	Pit Time	T. Pit Time	Handicap	Diff.
1	9:08:17.782	9:08:17.782	9:23:18.662	15:00.880	15:00.880		
2	9:25:34.670	9:25:34.670	9:26:22.994	48.324	15:49.204		
3	9:35:03.105	9:35:03.105	9:37:37.952	2:34.847	18:24.051		

26 Francisco Mora Toyota GR Supra GT4 EVO2

GT4 Pro		Francisco Abreu		Toyota Gazoo Racing Caetano Portugal			
Nº	In Day Time	In Time	Out Time	Pit Time	T. Pit Time	Handicap	Diff.
1	9:09:06.185	9:09:06.185	9:23:15.766	14:09.581	14:09.581		
2	9:34:04.884	9:34:04.884	9:36:24.852	2:19.968	16:29.549		
3	9:53:58.206	9:53:58.206	9:56:01.193	2:02.987	18:32.536		

33 Rui Miritta Porsche 911 Cup

Cup				Monteiros Competições			
Nº	In Day Time	In Time	Out Time	Pit Time	T. Pit Time	Handicap	Diff.
1	9:09:08.521	9:09:08.521	9:23:36.860	14:28.339	14:28.339		

38 Paulo Macedo Porsche Cayman CS RS

GT4 Bronze		Luís Calheiros		Velo Motorsport			
Nº	In Day Time	In Time	Out Time	Pit Time	T. Pit Time	Handicap	Diff.
1	9:09:17.261	9:09:17.261	9:24:07.032	14:49.771	14:49.771		
2	9:31:18.728	9:31:18.728	9:33:51.735	2:33.007	17:22.778		
3	9:45:41.892	9:45:41.892	9:47:03.557	1:21.665	18:44.443		

44 Nuno Afonso Toyota GR Supra GT4 EVO2

GT4 Pro-Bro		Alexandre Areia		Gianfranco Motorsport			
Nº	In Day Time	In Time	Out Time	Pit Time	T. Pit Time	Handicap	Diff.
1	9:09:10.287	9:09:10.287	9:23:19.968	14:09.681	14:09.681		
2	9:34:44.000	9:34:44.000	9:37:20.628	2:36.628	16:46.309		

47 Henrique M. Oliveira BMW M4 GT4 (F82)

GTX		Ruben Silva		Monteiros Competições			
Nº	In Day Time	In Time	Out Time	Pit Time	T. Pit Time	Handicap	Diff.
1	9:08:21.028	9:08:21.028	9:23:34.679	15:13.651	15:13.651		
2	9:39:37.242	9:39:37.242	9:41:53.307	2:16.065	17:29.716		
3	9:54:04.363	9:54:04.363	9:58:04.659	4:00.296	21:30.012		

58 Miguel Nabais Toyota GR Supra GT4 EVO2

GT4 Bronze		André Nabais		Gianfranco Motorsport - Nabais			
Nº	In Day Time	In Time	Out Time	Pit Time	T. Pit Time	Handicap	Diff.
1	9:09:12.979	9:09:12.979	9:23:21.019	14:08.040	14:08.040		
2	9:36:56.651	9:36:56.651	9:39:37.271	2:40.620	16:48.660		

73 Vitor Costa Porsche 911 Cup

Cup				Monteiros Competições			
Nº	In Day Time	In Time	Out Time	Pit Time	T. Pit Time	Handicap	Diff.
1	9:07:10.531	9:07:10.531	9:23:39.773	16:29.242	16:29.242		
2	9:48:55.504	9:48:55.504	9:51:03.225	2:07.721	18:36.963		

77 Mathieu Martins Aston Martin Vantage AMR GT4

GT4 Pro		Roberto Faria		Racar Motorsport			
Nº	In Day Time	In Time	Out Time	Pit Time	T. Pit Time	Handicap	Diff.
1	9:07:54.492	9:07:54.492	9:23:23.909	15:29.417	15:29.417		
2	9:36:42.438	9:36:42.438	9:38:07.811	1:25.373	16:54.790		
3	9:53:28.724	9:53:28.724	10:01:25.618	7:56.894	24:51.684		

78 Henrique V. Oliveira Aston Martin Vantage AMR GT4

GT4 Pro		Luca Savu		Racar Motorsport			
Nº	In Day Time	In Time	Out Time	Pit Time	T. Pit Time	Handicap	Diff.
1	9:07:56.950	9:07:56.950	9:23:25.822	15:28.872	15:28.872		
2	9:39:08.337	9:39:08.337	9:42:30.710	3:22.373	18:51.245		

79 Vasco Oliveira Aston Martin Vantage AMR GT4 EVO

GT4 Bronze		Francisco Carvalho		Racar Motorsport			
Nº	In Day Time	In Time	Out Time	Pit Time	T. Pit Time	Handicap	Diff.
1	9:07:51.991	9:07:51.991	9:23:27.426	15:35.435	15:35.435		
2	9:36:48.837	9:36:48.837	9:39:14.025	2:25.188	18:00.623		
3	9:54:43.739	9:54:43.739	9:55:13.466	29.727	18:30.350		

97 Ricardo Costa Mercedes AMG GT4

GT4 Bronze		Nuno Teixeira		NM Racing Team			
Nº	In Day Time	In Time	Out Time	Pit Time	T. Pit Time	Handicap	Diff.
1	9:07:03.104	9:07:03.104	9:24:25.789	17:22.685	17:22.685		
2	9:42:44.538	9:42:44.538	9:45:23.765	2:39.227	20:01.912		

128 Gracie Mitchell Ginetta G55

GTX		Luca Staccini		Tockwith Motorsports			
Nº	In Day Time	In Time	Out Time	Pit Time	T. Pit Time	Handicap	Diff.
1	9:09:00.984	9:09:00.984	9:23:43.081	14:42.097	14:42.097		
2	9:35:47.593	9:35:47.593	9:38:27.750	2:40.157	17:22.254		

430 Adam Fawsitt Porsche 911 Cup

Cup		Pedro Paiva Raposo		Protech Motorsport			
Nº	In Day Time	In Time	Out Time	Pit Time	T. Pit Time	Handicap	Diff.
1	9:07:38.133	9:07:38.133	9:23:53.094	16:14.961	16:14.961		
2	9:40:30.952	9:40:30.952	9:45:12.783	4:41.831	20:56.792		

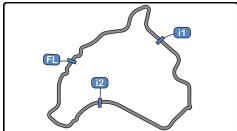
707 António Lopes Aston Martin Vantage AMR GT4

GT4 AM		Filipe Videira		Racar Motorsport			
Nº	In Day Time	In Time	Out Time	Pit Time	T. Pit Time	Handicap	Diff.
1	9:09:11.547	9:09:11.547	9:23:29.807	14:18.260	14:18.260		
2	9:43:49.184	9:43:49.184	9:45:45.034	1:55.850	16:14.110		

777 Pedro Bastos Rezende Aston Martin Vantage AMR GT4

GT4 AM		Ruben Vaquinhas		Gianfranco Motorsport			
Nº	In Day Time	In Time	Out Time	Pit Time	T. Pit Time	Handicap	Diff.
1	9:09:03.594	9:09:03.594	9:23:22.448	14:18.854	14:18.854		
2	9:28:14.517	9:28:14.517	9:31:01.320	2:46.803	17:05.657		





Circuito Internacional de Vila Real 4.790 m.

Circuito Internacional De Vila Real

CPV

Free Practice - 1

Pit Stop Analysis



888

Bruno Pires

Porsche Cayman CS RS

GT4 Pro-Bro Patrick Cunha

Veloso Motorsport

Nº	In Day Time	In Time	Out Time	Pit Time	T. Pit Time	Handicap	Diff.
1	9:08:41.455	9:08:41.455	9:23:58.379	15:16.924	15:16.924		
2	9:37:18.506	9:37:18.506	9:39:01.787	1:43.281	17:00.205		
3	9:47:46.056	9:47:46.056	9:49:28.313	1:42.257	18:42.462		

007

Bruno Pereira

Aston Martin Vantage AMR GT4 EVO

GT4 Pro-Bro Gonçalo Araújo

Araújo Competição

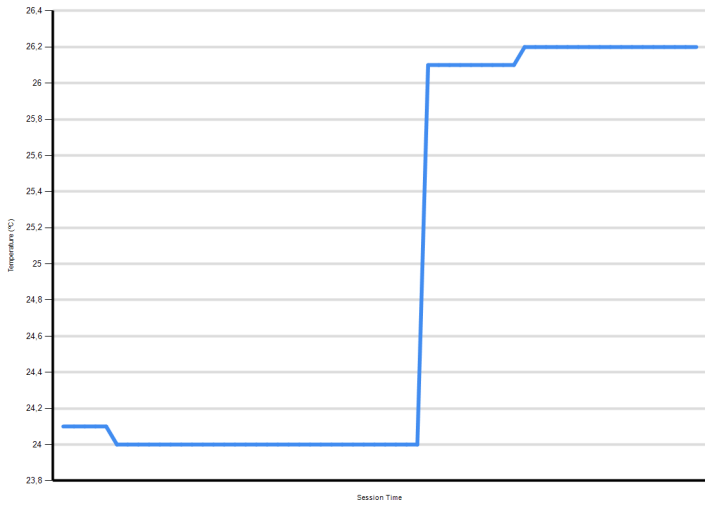
Nº	In Day Time	In Time	Out Time	Pit Time	T. Pit Time	Handicap	Diff.
1	9:43:03.997	9:43:03.997	9:45:07.245	2:03.248	2:03.248		



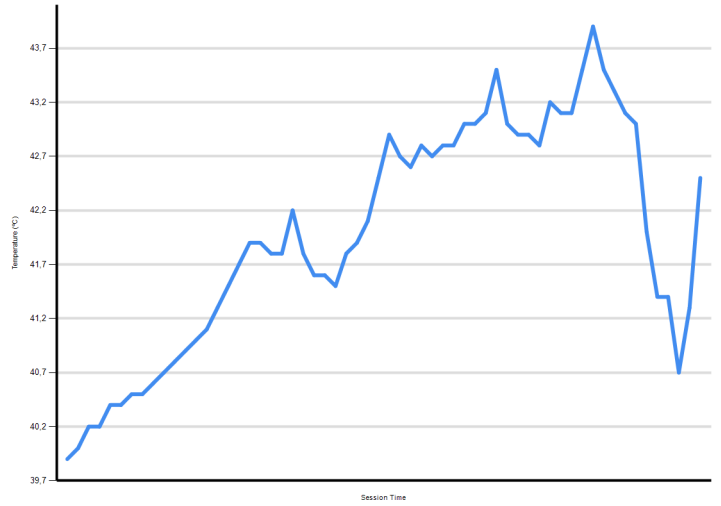
Circuito Internacional De Vila Rea
CPV
Free Practice - 1
Weather Report



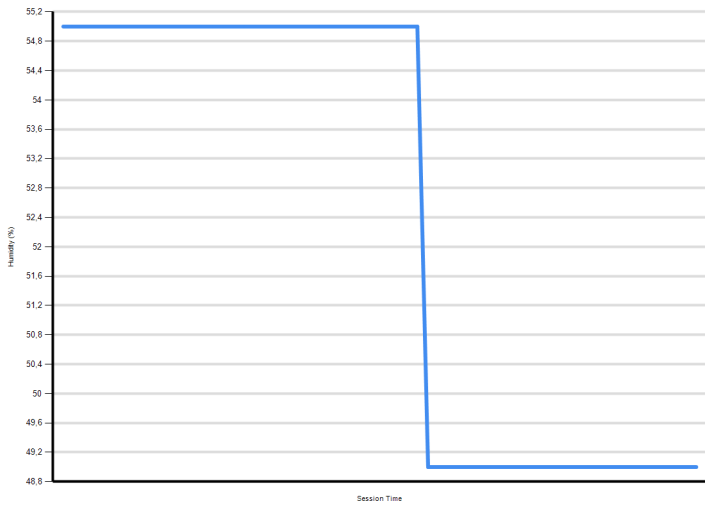
Air Temperature



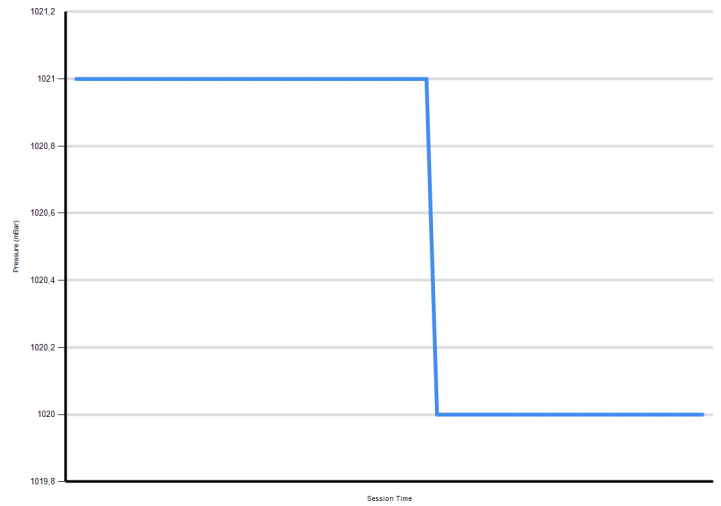
Track Temperature



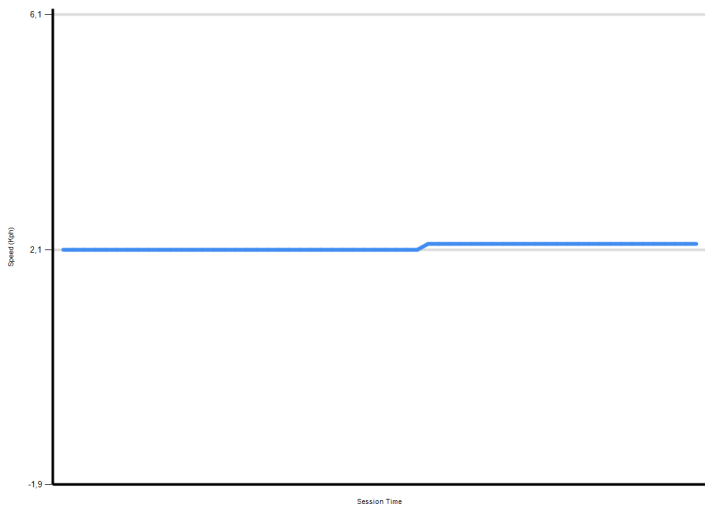
Humidity



Pressure



Wind Speed



Wind direction

