

Circuito Internacional De Vila Real

CPV

Free Practice - 2

Provisional Results



Circuito Internacional de Vila Real 4.790 m.

Cls	Nº	Entrant/Team	Nat	Driver 1	Nat	Driver 2	Nat	Vehicle	Cat	Cls	Laps	Best	Time	Gap	Interval	Km/h
1	26	Toyota Gazoo Racing Caetano Portugal		Francisco Mora		Francisco Abreu		Toyota GR Supra GT4 EVO2	GT4 Pro	1	20	19	2:03.014			140.1
2	4	Speedy Motorsport		César Machado		Rafael Lobato		Toyota GR Supra GT4 EVO2	GT4 Pro	2	23	22	2:03.089	0.075	0.075	140.0
3	16	Orlando Batina		Sérgio Azevedo		Orlando Batina		Toyota GR Supra GT4 EVO2	GT4 Pro-	1	20	20	2:04.042	1.028	0.953	139.0
4	77	Racar Motorsport		Mathieu Martins		Roberto Faria		Aston Martin Vantage AMR GT4	GT4 Pro	3	7	6	2:04.182	1.168	0.140	138.8
5	5	Speedy Motorsport		José Carlos Pires		Pedro Salvador		Toyota GR Supra GT4 EVO2	GT4 Pro	4	22	5	2:04.299	1.285	0.117	138.7
6	44	Nuno Afonso		Nuno Afonso		Alexandre Areia		Toyota GR Supra GT4 EVO2	GT4 Pro-	2	10	10	2:05.048	2.034	0.749	137.8
7	007	Santogal - Araújo Competição		Bruno Pereira		Gonçalo Araújo		Aston Martin Vantage AMR GT4 EVO	GT4 Pro-	3	22	21	2:05.704	2.690	0.656	137.1
8	78	Racar Motorsport		Henrique V. Oliveira		Luca Savu		Aston Martin Vantage AMR GT4	GT4 Pro	5	22	7	2:05.764	2.750	0.060	137.1
9	79	Racar Motorsport		Vasco Oliveira		Francisco Carvalho		Aston Martin Vantage AMR GT4 EVO	GT4 Bro	1	23	20	2:06.122	3.108	0.358	136.7
10	97	NM Racing Team		Ricardo Costa		Nuno Teixeira		Mercedes AMG GT4	GT4 Bro	2	21	21	2:07.041	4.027	0.919	135.7
11	33	Monteiros Competições		Rui Miritta				Porsche 911 Cup	Cup	1	18	17	2:07.188	4.174	0.147	135.5
12	58	Miguel Nabais		Miguel Nabais		André Nabais		Toyota GR Supra GT4 EVO2	GT4 Bro	3	25	10	2:07.479	4.465	0.291	135.2
13	38	Veloso Motorsport		Paulo Macedo		Luís Calheiros		Porsche Cayman CS RS	GT4 Bro	1	22	22	2:08.758	5.744	1.279	133.9
14	2	Speedy Motorsport		Pompeu Simões		Duarte Camelo		Porsche Cayman CS	GTX	1	25	25	2:10.537	7.523	1.779	132.1
15	430	Protech Motorsport		Adam Fawsitt		Pedro Paiva Raposo		Porsche 911 Cup	Cup	2	21	19	2:12.584	9.570	2.047	130.0
16	47	Monteiros Competições		Henrique M. Oliveira		Ruben Silva		BMW M4 GT4 (F82)	GTX	2	4	4	2:12.595	9.581	0.011	130.0
17	128	Gracie Mitchell		Gracie Mitchell		Luca Staccini		Ginetta G55	GTX	3	20	15	2:13.835	10.821	1.240	128.8
18	125	Simon Moore		Simon Moore		Thomas Roche		Ginetta G55	GTX	4	18	8	2:15.491	12.477	1.656	127.2
19	777	Ruben Vaquinhas		Pedro Bastos Rezende		Ruben Vaquinhas		Aston Martin Vantage AMR GT4	GT4 AM	1	15	12	2:16.559	13.545	1.068	126.2
20	707	António Lopes		António Lopes		Filipe Videira		Aston Martin Vantage AMR GT4	GT4 AM	2	22	22	2:20.007	16.993	3.448	123.1
21	73	Monteiros Competições		Vitor Costa				Porsche 911 Cup	Cup	3	15	14	2:24.548	21.534	4.541	119.2

Published at:.....

Track Temp: 48,8 °C Air Temp: 34,6 °C Humidity: 21 % Track Status: DRY

Race Director:

Timekeeper:

David García

JCR-02656-ESP/M





Circuito Internacional De Vila Real

CPV

Free Practice - 2

Provisional Results by Category



GT4 Pro																
Cls	Nº	Entrant/Team	Nat	Driver 1	Nat	Driver 2	Nat	Vehicle	Cat	Cls	Laps	Best	Time	Gap	Interval	Km/h
1	26	Toyota Gazoo Racing Caetano Portugal		Francisco Mora		Francisco Abreu		Toyota GR Supra GT4 EVO2	GT4 Pro	1	20	19	2:03.014			140.1
2	4	Speedy Motorsport		César Machado		Rafael Lobato		Toyota GR Supra GT4 EVO2	GT4 Pro	2	23	22	2:03.089	0.075	0.075	140.0
3	77	Racar Motorsport		Mathieu Martins		Roberto Faria		Aston Martin Vantage AMR GT4	GT4 Pro	3	7	6	2:04.182	1.168	1.093	138.8
4	5	Speedy Motorsport		José Carlos Pires		Pedro Salvador		Toyota GR Supra GT4 EVO2	GT4 Pro	4	22	5	2:04.299	1.285	0.117	138.7
5	78	Racar Motorsport		Henrique V. Oliveira		Luca Savu		Aston Martin Vantage AMR GT4	GT4 Pro	5	22	7	2:05.764	2.750	1.465	137.1

GT4 Pro-Bronze																
Cls	Nº	Entrant/Team	Nat	Driver 1	Nat	Driver 2	Nat	Vehicle	Cat	Cls	Laps	Best	Time	Gap	Interval	Km/h
1	16	Orlando Batina		Sérgio Azevedo		Orlando Batina		Toyota GR Supra GT4 EVO2	GT4 Pro-	1	20	20	2:04.042			139.0
2	44	Nuno Afonso		Nuno Afonso		Alexandre Areia		Toyota GR Supra GT4 EVO2	GT4 Pro-	2	10	10	2:05.048	1.006	1.006	137.8
3	007	Santogal - Araújo Competição		Bruno Pereira		Gonçalo Araújo		Aston Martin Vantage AMR GT4 EVO	GT4 Pro-	3	22	21	2:05.704	1.662	0.656	137.1

GT4 Bronze																
Cls	Nº	Entrant/Team	Nat	Driver 1	Nat	Driver 2	Nat	Vehicle	Cat	Cls	Laps	Best	Time	Gap	Interval	Km/h
1	79	Racar Motorsport		Vasco Oliveira		Francisco Carvalho		Aston Martin Vantage AMR GT4 EVO	GT4 Bro	1	23	20	2:06.122			136.7
2	97	NM Racing Team		Ricardo Costa		Nuno Teixeira		Mercedes AMG GT4	GT4 Bro	2	21	21	2:07.041	0.919	0.919	135.7
3	58	Miguel Nabais		Miguel Nabais		André Nabais		Toyota GR Supra GT4 EVO2	GT4 Bro	3	25	10	2:07.479	1.357	0.438	135.2

Cup																
Cls	Nº	Entrant/Team	Nat	Driver 1	Nat	Driver 2	Nat	Vehicle	Cat	Cls	Laps	Best	Time	Gap	Interval	Km/h
1	33	Monteiros Competições		Rui Miritta				Porsche 911 Cup	Cup	1	18	17	2:07.188			135.5
2	430	Protech Motorsport		Adam Fawsitt		Pedro Paiva Raposo		Porsche 911 Cup	Cup	2	21	19	2:12.584	5.396	5.396	130.0
3	73	Monteiros Competições		Vitor Costa				Porsche 911 Cup	Cup	3	15	14	2:24.548	17.360	11.964	119.2

GT4 Bronze																
Cls	Nº	Entrant/Team	Nat	Driver 1	Nat	Driver 2	Nat	Vehicle	Cat	Cls	Laps	Best	Time	Gap	Interval	Km/h
1	38	Veloso Motorsport		Paulo Macedo		Luís Calheiros		Porsche Cayman CS RS	GT4 Bro	1	22	22	2:08.758			133.9

GTX																
Cls	Nº	Entrant/Team	Nat	Driver 1	Nat	Driver 2	Nat	Vehicle	Cat	Cls	Laps	Best	Time	Gap	Interval	Km/h
1	2	Speedy Motorsport		Pompeu Simões		Duarte Camelo		Porsche Cayman CS	GTX	1	25	25	2:10.537			132.1
2	47	Monteiros Competições		Henrique M. Oliveira		Ruben Silva		BMW M4 GT4 (F82)	GTX	2	4	4	2:12.595	2.058	2.058	130.0
3	128	Gracie Mitchell		Gracie Mitchell		Luca Staccini		Ginetta G55	GTX	3	20	15	2:13.835	3.298	1.240	128.8
4	125	Simon Moore		Simon Moore		Thomas Roche		Ginetta G55	GTX	4	18	8	2:15.491	4.954	1.656	127.2

Published at:.....

Track Temp: 48,8 °C Air Temp: 34,6 °C Humidity: 21 % Track Status: DRY

Race Director:

Timekeeper:

David García

JCR-02656-ESP/M





Circuito Internacional De Vila Real

CPV

Free Practice - 2

Provisional Results by Category



GT4 AM																
Cls	Nº	Entrant/Team	Nat	Driver 1	Nat	Driver 2	Nat	Vehicle	Cat	Cls	Laps	Best	Time	Gap	Interval	Km/h
1	777	Ruben Vaquinhas		Pedro Bastos Rezende		Ruben Vaquinhas		Aston Martin Vantage AMR GT4	GT4 AM	1	15	12	2:16.559			126.2
2	707	António Lopes		António Lopes		Filipe Videira		Aston Martin Vantage AMR GT4	GT4 AM	2	22	22	2:20.007	3.448	3.448	123.1

Published at:.....

Track Temp: 48,8 °C Air Temp: 34,6 °C Humidity: 21 % Track Status: DRY

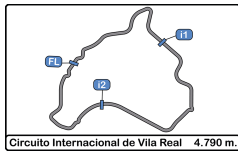
Race Director:

Timekeeper:

David García

JCR-02656-ESP/M





Circuito Internacional De Vila Real

CPV

Free Practice - 2

Lap Analysis



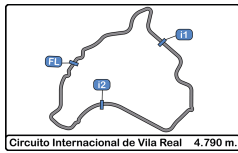
2 Pompeu Simões Porsche Cayman CS **5** José Carlos Pires Toyota GR Supra GT4 EVO2

GTX Duarte Camelo							GT4 Pro Pedro Salvador								
Lap	D	Time	Sector 1	Sector 2	Sector 3	T. Spd	Elapsed	Lap	D	Time	Sector 1	Sector 2	Sector 3	T. Spd	Elapsed
1		13:40:23.382 P			13:40:23.382		13:40:23.382	1		13:40:18.613 P			13:40:18.613		13:40:18.613
2		2:33.969	57.058	54.205	42.706		13:42:57.351	2		2:27.407	56.102	51.532	39.773		13:42:46.020
3		2:17.184	46.152	50.295	40.737		13:45:14.535	3		2:09.471	42.776	46.428	40.267		13:44:55.491
4		2:17.849	44.742	50.693	42.414		13:47:32.384	4		2:04.886	42.181	45.847	36.858		13:47:00.377
5		2:13.490	44.401	48.930	40.159		13:49:45.874	5		2:04.299	41.825	45.389	37.085		13:49:04.676
6		6:36.493 P	56.094	1:03.587	4:36.812		13:56:22.367	6		6:38.026 P	45.635	52.435	4:59.956		13:55:42.702
7		2:30.894	48.754	56.494	45.646		13:58:53.261	7		2:08.020	44.053	46.049	37.918		13:57:50.722
8		2:25.529	50.147	51.976	43.406		14:01:18.790	8		2:06.561	42.238	46.752	37.571		13:59:57.283
9		2:17.804	47.153	49.641	41.010		14:03:36.594	9		2:05.991	42.210	46.105	37.676		14:02:03.274
10		2:14.834	45.329	49.242	40.263		14:05:51.428	10		6:39.958 P	42.443	46.256	5:11.259		14:08:43.232
11		2:14.968	44.870	49.408	40.690		14:08:06.396	11		2:10.246	40.791	50.050	39.405		14:10:53.478
12		2:11.655	43.927	47.974	39.754		14:10:18.051	12		2:05.547	42.306	45.928	37.313		14:12:59.025
13		4:39.402 P	43.597	50.048	3:05.757		14:14:57.453	13		4:12.275 P	42.988	47.082	2:42.205		14:17:11.300
14		2:11.093	42.977	48.701	39.415		14:17:08.546	14		2:17.407	46.946	51.659	38.802		14:19:28.707
15		2:12.810	44.497	48.551	39.762		14:19:21.356	15		2:06.466	41.923	46.522	38.021		14:21:35.173
16		2:15.085	46.721	48.482	39.882		14:21:36.441	16		2:06.152	42.041	45.640	38.471		14:23:41.325
17		2:12.029	44.422	47.913	39.694		14:23:48.470	17		5:48.010 P	42.530	46.769	4:18.711		14:29:29.335
18		2:14.947	43.788	49.934	41.225		14:26:03.417	18		2:10.699	46.013	46.834	37.852		14:31:40.034
19		2:14.155	46.170	48.126	39.859		14:28:17.572	19		2:04.983	41.779	45.763	37.441		14:33:45.017
20		2:12.161	43.826	48.545	39.790		14:30:29.733	20		2:06.771	42.301	46.297	38.173		14:35:51.788
21		2:12.845	44.629	48.408	39.808		14:32:42.578	21		2:07.556	42.065	47.049	38.442		14:37:59.344
22		2:11.609	43.860	48.141	39.608		14:34:54.187	22		2:05.680	42.292	45.711	37.677		14:40:05.024
23		2:12.111	43.788	48.301	40.022		14:37:06.298	23			44.371	50.939			
24		2:14.083	45.234	48.772	40.077		14:39:20.381								
25		2:10.537	43.593	47.726	39.218		14:41:30.918								
26			1:01.067	1:08.090											

4 César Machado Toyota GR Supra GT4 EVO2 **007** Bruno Pereira Aston Martin Vantage AMR GT4 EVO

GT4 Pro Rafael Lobato							GT4 Pro Gonçalo Araújo								
Lap	D	Time	Sector 1	Sector 2	Sector 3	T. Spd	Elapsed	Lap	D	Time	Sector 1	Sector 2	Sector 3	T. Spd	Elapsed
1		13:40:25.144 P			13:40:25.144		13:40:25.144	1		13:40:48.700 P			13:40:48.700		13:40:48.700
2		2:29.065	57.150	52.070	39.845		13:42:54.209	2		2:33.915	51.380	56.498	46.037		13:43:22.615
3		2:06.172	42.693	46.072	37.407		13:45:00.381	3		2:23.754	48.856	53.802	41.096		13:45:46.369
4		2:06.440	43.871	45.458	37.111		13:47:06.821	4		2:14.759	45.957	48.607	40.195		13:48:01.128
5		2:04.603	41.622	45.585	37.396		13:49:11.424	5		7:59.149 P	44.392	48.957	6:25.800		13:56:00.277
6		6:32.430 P	42.342	54.533	4:55.555		13:55:43.854	6		2:15.632	45.980	50.178	39.474		13:58:15.909
7		2:07.625	43.742	45.996	37.887		13:57:51.479	7		2:11.711	43.682	48.320	39.709		14:00:27.620
8		2:04.760	41.689	45.574	37.497		13:59:56.239	8		2:09.603	43.526	47.411	38.666		14:02:37.223
9		2:03.855	41.601	45.223	37.031		14:02:00.094	9		2:08.928	43.365	46.825	38.738		14:04:46.151
10		5:23.003 P	41.513	45.657	3:55.833		14:07:23.097	10		2:09.722	43.216	47.502	39.004		14:06:55.873
11		2:06.680	42.486	46.568	37.626		14:09:29.777	11		2:10.739	43.119	49.325	38.295		14:09:06.612
12		2:04.269	41.925	45.364	36.980		14:11:34.046	12		4:28.538 P	42.300	47.544	2:58.694		14:13:35.150
13		2:05.393	41.722	46.601	37.070		14:13:39.439	13		2:13.686	47.084	47.204	39.398		14:15:48.836
14		3:54.070 P	42.956	45.744	2:25.370		14:17:33.509	14		2:07.549	42.712	46.053	38.784		14:17:56.385
15		2:05.180	41.364	46.208	37.608		14:19:38.689	15		2:07.976	42.129	47.533	38.314		14:20:04.361
16		2:07.419	41.339	46.591	39.489		14:21:46.108	16		2:06.346	42.476	46.042	37.828		14:22:10.707
17		2:04.535	41.773	45.756	37.006		14:23:50.643	17		2:06.085	42.380	45.710	37.995		14:24:16.792
18		2:11.606	41.914	49.964	39.728		14:26:02.249	18		2:08.535	42.776	47.293	38.466		14:26:25.327
19		5:10.221 P	42.671	46.814	3:40.736		14:31:12.470	19		2:08.036	42.014	45.738	40.284		14:28:33.363
20		2:06.043	41.798	47.035	37.210		14:33:18.513	20		2:06.921	42.111	46.660	38.150		14:30:40.284
21		2:03.455	41.709	45.076	36.670		14:35:21.968	21		2:05.704	41.824	45.938	37.942		14:32:45.988
22		2:03.089	41.430	45.393	36.266		14:37:25.057	22		2:15.577	41.906	52.219	41.452		14:35:01.565
23		2:05.400	41.898	45.588	37.914		14:39:30.457	23			42.483	49.895			
24			44.683	49.241											





Circuito Internacional De Vila Real

CPV

Free Practice - 2

Lap Analysis



16 Sérgio Azevedo Toyota GR Supra GT4 EVO2 **33** Rui Miritta Porsche 911 Cup

GT4 Pro- Orlando Batina Batina Racing Cup Monteiro's Competições

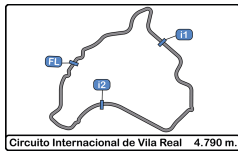
Lap	D	Time	Sector 1	Sector 2	Sector 3	T. Spd	Elapsed	Lap	D	Time	Sector 1	Sector 2	Sector 3	T. Spd	Elapsed
1		13:40:32.537 P			13:40:32.537		13:40:32.537	1		13:40:39.721 P			13:40:39.721		13:40:39.721
2		2:30.052	54.019	54.853	41.180		13:43:02.589	2		2:39.677	54.071	57.885	47.721		13:43:19.398
3		2:08.706	43.031	47.207	38.468		13:45:11.295	3		2:24.875	50.681	53.008	41.186		13:45:44.273
4		2:09.007	43.603	47.384	38.020		13:47:20.302	4		2:11.803	44.006	48.054	39.743		13:47:56.076
5		2:07.035	42.383	46.507	38.145		13:49:27.337	5		8:10.765 P	44.436	48.544	6:37.785		13:56:06.841
6		7:32.190 P	47.215	1:08.762	5:36.213		13:56:59.527	6		2:26.376	48.267	53.717	44.392		13:58:33.217
7		7:44.974 P	44.982	49.676	6:10.316		14:04:44.501	7		2:13.146	45.109	48.390	39.647		14:00:46.363
8		3:00.476	1:01.132	1:03.625	55.719		14:07:44.977	8		2:12.448	45.764	47.894	38.790		14:02:58.811
9		2:27.499	50.770	53.922	42.807		14:10:12.476	9		2:09.795	43.819	47.508	38.468		14:05:08.606
10		2:16.938	45.932	50.348	40.658		14:12:29.414	10		8:25.493 P	49.904	52.826	6:42.763		14:13:34.099
11		2:13.022	43.904	48.485	40.633		14:14:42.436	11		2:16.733	50.129	47.962	38.642		14:15:50.832
12		2:12.405	43.825	48.516	40.064		14:16:54.841	12		2:09.041	43.789	47.063	38.189		14:17:59.873
13		2:11.267	43.075	47.932	40.260		14:19:06.108	13		2:08.562	43.439	47.056	38.067		14:20:08.435
14		2:10.471	43.146	47.885	39.440		14:21:16.579	14		2:09.238	44.007	47.000	38.231		14:22:17.673
15		2:12.784	43.344	48.740	40.700		14:23:29.363	15		5:14.946 P	47.974	52.186	3:34.786		14:27:32.619
16		4:23.687 P	43.164	47.156	2:53.367		14:27:53.050	16		2:14.565	45.499	49.637	39.429		14:29:47.184
17		2:10.548	45.293	47.383	37.872		14:30:03.598	17		2:07.188	42.883	46.430	37.875		14:31:54.372
18		2:04.882	41.719	45.428	37.735		14:32:08.480	18		2:11.797	45.556	47.414	38.827		14:34:06.169
19		2:18.473	41.673	48.744	48.056		14:34:26.953	19			45.109	55.157			
20		2:04.042	41.413	45.467	37.162		14:36:30.995								
21			46.160	57.483											

26 Francisco Mora Toyota GR Supra GT4 EVO2 **38** Paulo Macedo Porsche Cayman CS RS

GT4 Pro Francisco Abreu Toyota Gazoo Racing Caetano GT4 Bronze Luis Calheiros Veloso Motorsport

Lap	D	Time	Sector 1	Sector 2	Sector 3	T. Spd	Elapsed	Lap	D	Time	Sector 1	Sector 2	Sector 3	T. Spd	Elapsed
1		13:40:22.208 P			13:40:22.208		13:40:22.208	1		13:41:08.311 P			13:41:08.311		13:41:08.311
2		2:27.178	56.142	51.593	39.443		13:42:49.386	2		2:25.120	51.819	51.969	41.332		13:43:33.431
3		2:07.500	42.102	46.689	38.709		13:44:56.886	3		2:21.467	48.389	51.665	41.413		13:45:54.898
4		2:06.363	42.222	46.285	37.856		13:47:03.249	4		2:17.203	46.948	50.953	39.302		13:48:12.101
5		2:09.450	42.439	46.896	40.115		13:49:12.699	5		8:00.434 P	47.465	52.046	6:20.923		13:56:12.535
6		7:25.682 P	42.337	57.207	5:46.138		13:56:38.381	6		2:24.254	53.892	50.391	39.971		13:58:36.789
7		2:15.230	46.683	47.886	40.661		13:58:53.611	7		2:13.562	45.885	48.496	39.181		14:00:50.351
8		2:17.585	47.302	52.167	38.116		14:01:11.196	8		2:18.066	45.396	51.606	41.064		14:03:08.417
9		2:07.521	43.318	46.642	37.561		14:03:18.717	9		2:14.185	45.381	48.705	40.099		14:05:22.602
10		2:07.794	41.720	48.229	37.845		14:05:26.511	10		2:15.522	45.260	50.299	39.963		14:07:38.124
11		2:08.005	41.682	47.931	38.392		14:07:34.516	11		2:12.938	44.938	48.484	39.516		14:09:51.062
12		2:04.707	41.791	45.823	37.093		14:09:39.223	12		2:16.054	44.883	49.600	41.571		14:12:07.116
13		6:45.648 P	41.619	45.863	5:18.166		14:16:24.871	13		4:49.634 P	44.568	48.953	3:16.113		14:16:56.750
14		2:32.254	1:02.017	52.094	38.143		14:18:57.125	14		2:16.695	45.953	50.698	40.044		14:19:13.445
15		2:03.881	41.419	45.718	36.744		14:21:01.006	15		2:15.754	45.352	49.053	41.349		14:21:29.199
16		2:03.507	41.774	45.251	36.482		14:23:04.513	16		2:13.148	44.570	48.163	40.415		14:23:42.347
17		2:03.243	41.270	45.320	36.653		14:25:07.756	17		2:16.405	46.227	49.048	41.130		14:25:58.752
18		4:09.271 P	43.005	47.646	2:38.620		14:29:17.027	18		2:13.776	44.397	50.602	38.777		14:28:12.528
19		2:03.014	39.848	46.147	37.019		14:31:20.041	19		2:09.083	43.677	47.216	38.190		14:30:21.611
20		2:06.901	41.183	45.190	40.528		14:33:26.942	20		2:36.660	49.414	1:00.662	46.584		14:32:58.271
21			41.481	45.375				21		2:09.590	44.081	47.375	38.134		14:35:07.861
								22		2:08.758	43.149	47.312	38.297		14:37:16.619
								23			45.774	48.142			





Circuito Internacional De Vila Real

CPV

Free Practice - 2

Lap Analysis



44 Nuno Afonso Toyota GR Supra GT4 EVO2 **73** Vitor Costa Porsche 911 Cup

GT4 Pro- Alexandre Areia Gianfranco Motorsport Cup Monteiro's Competições

Lap	D	Time	Sector 1	Sector 2	Sector 3	T. Spd	Elapsed	Lap	D	Time	Sector 1	Sector 2	Sector 3	T. Spd	Elapsed
1		13:40:44.351	P				13:40:44.351	1		13:40:45.860	P				13:40:45.860
2		4:27.647	P	52.125	55.759	2:39.763	13:45:11.998	2		2:42.373	51.882	1:00.466	50.025		13:43:28.233
3		2:10.299		43.730	48.005	38.564	13:47:22.297	3		2:39.694	53.438	58.542	47.714		13:46:07.927
4		2:06.849		42.128	46.623	38.098	13:49:29.146	4		2:34.928	51.357	56.628	46.943		13:48:42.855
5		6:23.180	P	46.377	1:08.968	4:27.835	13:55:52.326	5		7:51.610	P	50.856	1:01.322	5:59.432	13:56:34.465
6		2:08.204		43.423	46.762	38.019	13:58:00.530	6		2:36.776	52.963	56.641	47.172		13:59:11.241
7		2:05.648		41.970	45.854	37.824	14:00:06.178	7		2:31.817	50.231	55.829	45.757		14:01:43.058
8		2:05.911		41.885	46.292	37.734	14:02:12.089	8		2:31.868	49.957	55.420	46.491		14:04:14.926
9		2:06.740		43.325	45.841	37.574	14:04:18.829	9		2:30.460	49.868	54.807	45.785		14:06:45.386
10		2:05.048		42.435	45.313	37.300	14:06:23.877	10		4:54.923	P	51.883	1:01.454	3:01.586	14:11:40.309

47 Henrique M. Oliveira BMW M4 GT4 (F82)

GTX Ruben Silva Monteiro's Competições

Lap	D	Time	Sector 1	Sector 2	Sector 3	T. Spd	Elapsed	Lap	D	Time	Sector 1	Sector 2	Sector 3	T. Spd	Elapsed
1		13:40:41.388	P				13:40:41.388	11		2:32.234	51.694	55.181	45.359		14:14:12.543
2		2:40.664		53.793	59.381	47.490	13:43:22.052	12		2:28.364	49.007	54.939	44.418		14:16:40.907
3		2:23.073		48.449	53.458	41.166	13:45:45.125	13		2:26.014	48.690	53.153	44.171		14:19:06.921
4		2:12.595		43.983	47.983	40.629	13:47:57.720	14		2:24.548	48.091	52.490	43.967		14:21:31.469
5				43.728				15		2:27.241	51.050	52.764	43.427		14:23:58.710
								16			54.319	59.178			

58 Miguel Nabais Toyota GR Supra GT4 EVO2

GT4 Bronze André Nabais Gianfranco Motorsport - Nabais

Lap	D	Time	Sector 1	Sector 2	Sector 3	T. Spd	Elapsed	Lap	D	Time	Sector 1	Sector 2	Sector 3	T. Spd	Elapsed
1		13:40:36.476	P				13:40:36.476	1		13:40:29.280	P				13:40:29.280
2		2:40.543		55.616	58.044	46.883	13:43:17.019	2		4:33.750	P	53.491	52.275	2:47.984	13:45:03.030
3		2:18.274		48.157	49.723	40.394	13:45:35.293	3		2:07.703	42.839	47.225	37.639		13:47:10.733
4		2:12.031		43.565	48.374	40.092	13:47:47.324	4		2:04.824	42.096	45.716	37.012		13:49:15.557
5		2:09.244		42.978	47.652	38.614	13:49:56.568	5		6:32.707	P	41.682	1:04.808	4:46.217	13:55:48.264
6		5:56.402	P	1:16.577	1:24.916	3:14.909	13:55:52.970	6		2:04.182	41.425	45.642	37.115		13:57:52.446
7		2:13.515		46.242	47.868	39.405	13:58:06.485	7		2:05.229	41.436	46.571	37.222		13:59:57.675
8		2:09.361		43.221	47.290	38.850	14:00:15.846	8			44.992	1:06.755			
9		2:08.263		42.656	47.214	38.393	14:02:24.109								
10		2:07.479		42.392	46.999	38.088	14:04:31.588								
11		2:07.585		42.245	46.545	38.795	14:06:39.173								
12		2:15.265		47.402	49.069	38.794	14:08:54.438								
13		4:03.036	P	43.272	48.278	2:31.486	14:12:57.474								
14		2:19.101		48.671	49.895	40.535	14:15:16.575								
15		2:13.403		44.365	48.777	40.261	14:17:29.978								
16		2:10.634		43.748	47.968	38.918	14:19:40.612								
17		2:55.085		1:27.212	48.280	39.593	14:22:35.697								
18		2:10.541		43.438	47.845	39.258	14:24:46.238								
19		2:09.371		43.564	47.332	38.475	14:26:55.609								
20		2:08.462		43.072	47.164	38.226	14:29:04.071								
21		2:12.065		45.785	47.875	38.405	14:31:16.136								
22		2:13.912		43.062	46.720	44.130	14:33:30.048								
23		2:09.162		43.185	47.675	38.302	14:35:39.210								
24		2:09.245		43.520	47.096	38.629	14:37:48.455								
25		2:10.282		43.276	48.729	38.277	14:39:58.737								
26				1:05.930	48.372										

77 Mathieu Martins Aston Martin Vantage AMR GT4

GT4 Pro Roberto Faria Racar Motorsport

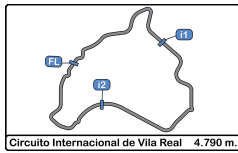
Lap	D	Time	Sector 1	Sector 2	Sector 3	T. Spd	Elapsed
1		13:40:29.280	P				13:40:29.280
2		4:33.750	P	53.491	52.275	2:47.984	13:45:03.030
3		2:07.703		42.839	47.225	37.639	13:47:10.733
4		2:04.824		42.096	45.716	37.012	13:49:15.557
5		6:32.707	P	41.682	1:04.808	4:46.217	13:55:48.264
6		2:04.182		41.425	45.642	37.115	13:57:52.446
7		2:05.229		41.436	46.571	37.222	13:59:57.675
8				44.992	1:06.755		

78 Henrique V. Oliveira Aston Martin Vantage AMR GT4

GT4 Pro Luca Savu Racar Motorsport

Lap	D	Time	Sector 1	Sector 2	Sector 3	T. Spd	Elapsed
1		13:40:30.381	P				13:40:30.381
2		2:28.752		52.836	52.722	43.194	13:42:59.133
3		2:10.323		44.456	47.075	38.792	13:45:09.456
4		2:08.436		43.360	46.546	38.530	13:47:17.892
5		2:15.782		42.969	47.126	45.687	13:49:33.674
6		6:15.453	P	46.816	1:08.295	4:20.342	13:55:49.127
7		2:05.764		41.893	46.402	37.469	13:57:54.891
8		2:09.174		42.800	46.520	39.854	14:00:04.065
9		2:07.038		42.436	46.756	37.846	14:02:11.103
10		2:13.891		46.121	48.805	38.965	14:04:24.994
11		2:06.545		42.210	46.966	37.369	14:06:31.539
12		2:07.301		42.507	47.089	37.705	14:08:38.840
13		4:15.362	P	44.526	50.487	2:40.349	14:12:54.202
14		2:17.278		45.984	49.495	41.799	14:15:11.480
15		2:11.013		44.494	47.974	38.545	14:17:22.493
16		2:08.596		43.362	46.804	38.430	14:19:31.089
17		5:10.750	P	43.402	47.187	3:40.161	14:24:41.839
18		2:08.268		43.069	47.153	38.046	14:26:50.107
19		2:06.444		42.670	46.211	37.563	14:28:56.551
20		2:06.092		42.636	45.884	37.572	14:31:02.643
21		2:07.305		43.735	45.775	37.795	14:33:09.948
22		2:06.633		42.145	47.512	36.976	14:35:16.581
23				44.487	1:07.888		





Circuito Internacional De Vila Real

CPV

Free Practice - 2

Lap Analysis



79 Vasco Oliveira **Aston Martin Vantage AMR GT4 EVO**

125 Simon Moore **Ginetta G55**

GT4 Bronze Francisco Carvalho Racar Motorsport

GTX Thomas Roche Tockwith Motorsports

Lap	D	Time	Sector 1	Sector 2	Sector 3	T. Spd	Elapsed
1		13:40:19.870 P			13:40:19.870		13:40:19.870
2		2:35.886	59.724	53.022	43.140		13:42:55.756
3		2:11.345	44.600	47.650	39.095		13:45:07.101
4		2:10.050	44.048	47.111	38.891		13:47:17.151
5		2:08.516	43.274	46.577	38.665		13:49:25.667
6		6:30.661 P	45.907	1:02.948	4:41.806		13:55:56.328
7		2:23.444	48.449	52.738	42.257		13:58:19.772
8		2:12.032	43.681	47.723	40.628		14:00:31.804
9		2:06.945	43.031	45.958	37.956		14:02:38.749
10		2:15.459	42.374	49.404	43.681		14:04:54.208
11		2:06.578	42.714	46.147	37.717		14:07:00.786
12		2:06.800	42.230	46.402	38.168		14:09:07.586
13		5:02.449 P	41.964	47.022	3:33.463		14:14:10.035
14		2:13.291	45.865	48.187	39.239		14:16:23.326
15		2:09.656	42.954	47.998	38.704		14:18:32.982
16		2:07.838	42.518	46.907	38.413		14:20:40.820
17		2:06.754	42.202	46.591	37.961		14:22:47.574
18		2:07.046	42.124	47.068	37.854		14:24:54.620
19		2:06.241	42.156	46.392	37.693		14:27:00.861
20		2:06.122	42.198	46.095	37.829		14:29:06.983
21		6:32.451 P	42.444	46.772	5:03.235		14:35:39.434
22		2:25.638	54.787	50.204	40.647		14:38:05.072
23		2:06.417	42.663	45.891	37.863		14:40:11.489
24			50.310	56.662			

Lap	D	Time	Sector 1	Sector 2	Sector 3	T. Spd	Elapsed
1		13:56:10.000 P			13:56:10.000		13:56:10.000
2		2:42.677	57.327	58.344	47.006		13:58:52.677
3		2:27.553	50.491	53.562	43.500		14:01:20.230
4		2:21.110	47.927	50.672	42.511		14:03:41.340
5		2:20.408	47.027	51.239	42.142		14:06:01.748
6		2:18.640	46.236	50.679	41.725		14:08:20.388
7		2:17.138	46.090	49.587	41.461		14:10:37.526
8		2:15.491	45.440	49.272	40.779		14:12:53.017
9		2:19.167	46.640	49.287	43.240		14:15:12.184
10		5:50.137 P	45.177	48.816	4:16.144		14:21:02.321
11		2:31.271	51.410	54.548	45.313		14:23:33.592
12		2:26.555	49.715	53.550	43.290		14:26:00.147
13		2:23.733	49.589	51.853	42.291		14:28:23.880
14		2:21.982	47.709	52.047	42.226		14:30:45.862
15		2:18.377	47.247	50.277	40.853		14:33:04.239
16		2:20.792	46.269	51.269	43.254		14:35:25.031
17		2:18.838	46.774	50.440	41.624		14:37:43.869
18		2:18.945	46.310	51.727	40.908		14:40:02.814
19			47.673	51.053			

97 Ricardo Costa **Mercedes AMG GT4**

128 Gracie Mitchell **Ginetta G55**

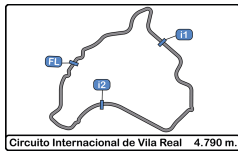
GT4 Bronze Nuno Teixeira NM Racing Team

GTX Luca Staccini Tockwith Motorsports

Lap	D	Time	Sector 1	Sector 2	Sector 3	T. Spd	Elapsed
1		13:43:31.135 P			13:43:31.135		13:43:31.135
2		2:24.335	50.511	53.083	40.741		13:45:55.470
3		2:50.206	47.140	51.138	1:11.928		13:48:45.676
4		7:27.621 P	46.655	1:00.858	5:40.108		13:56:13.297
5		2:24.146	53.632	50.439	40.075		13:58:37.443
6		2:13.745	45.785	48.862	39.098		14:00:51.188
7		2:20.166	45.371	55.694	39.101		14:03:11.354
8		2:17.209	46.609	51.176	39.424		14:05:28.563
9		2:13.542	44.755	48.267	40.520		14:07:42.105
10		2:11.693	44.621	48.220	38.852		14:09:53.798
11		2:12.373	44.724	48.405	39.244		14:12:06.171
12		2:09.942	43.663	47.549	38.730		14:14:16.113
13		7:03.443 P	45.715	50.413	5:27.315		14:21:19.556
14		2:17.452	46.870	49.569	41.013		14:23:37.008
15		2:11.741	44.957	48.219	38.565		14:25:48.749
16		2:09.296	43.384	47.472	38.440		14:27:58.045
17		2:07.617	42.665	46.858	38.094		14:30:05.662
18		2:07.853	42.709	46.768	38.376		14:32:13.515
19		2:07.170	42.388	46.570	38.212		14:34:20.685
20		2:07.532	42.173	46.728	38.631		14:36:28.217
21		2:07.041	42.469	46.635	37.937		14:38:35.258
22			42.046	48.464			

Lap	D	Time	Sector 1	Sector 2	Sector 3	T. Spd	Elapsed
1		13:40:42.319 P			13:40:42.319		13:40:42.319
2		2:38.957	53.841	58.584	46.532		13:43:21.276
3		2:30.956	50.966	56.172	43.818		13:45:52.232
4		2:29.894	49.270	55.277	45.347		13:48:22.126
5		7:55.464 P	49.252	1:01.998	6:04.214		13:56:17.590
6		2:33.277	50.110	58.391	44.776		13:58:50.867
7		2:30.218	51.097	54.050	45.071		14:01:21.085
8		4:44.679 P	47.760	53.560	3:03.359		14:06:05.764
9		2:20.266	45.024	52.404	42.838		14:08:26.030
10		4:09.564 P	52.142	53.335	2:24.087		14:12:35.594
11		2:21.332	46.525	52.208	42.599		14:14:56.926
12		2:18.214	46.296	50.400	41.518		14:17:15.140
13		2:17.276	46.418	49.844	41.014		14:19:32.416
14		2:16.842	45.071	48.550	43.221		14:21:49.258
15		2:13.835	44.539	48.765	40.531		14:24:03.093
16		2:14.532	45.688	48.827	40.017		14:26:17.625
17		2:17.703	45.490	48.661	43.552		14:28:35.328
18		2:15.545	46.032	48.904	40.609		14:30:50.873
19		2:22.099	46.632	50.866	44.601		14:33:12.972
20		2:23.698	48.106	51.737	43.855		14:35:36.670
21			47.808	51.508			





Circuito Internacional De Vila Real

CPV

Free Practice - 2

Lap Analysis



430

Adam Fawsitt

Porsche 911 Cup **777**

Pedro Bastos Rezende

Aston Martin Vantage AMR GT4

Cup

Pedro Paiva Raposo

Protech Motorsport

GT4 AM

Ruben Vaquinhas

Gianfranco Motorsport

Lap D	Time	Sector 1	Sector 2	Sector 3	T. Spd	Elapsed	Lap D	Time	Sector 1	Sector 2	Sector 3	T. Spd	Elapsed
1	13:42:16.361 P			13:42:16.361		13:42:16.361	1	13:40:34.855 P			13:40:34.855		13:40:34.855
2	2:43.139	56.764	1:00.106	46.269		13:44:59.500	2	2:43.875	54.319	59.677	49.879		13:43:18.730
3	3:10.573	54.353	55.865	1:20.355		13:48:10.073	3	2:35.836	50.991	1:00.430	44.415		13:45:54.566
4	8:09.782 P	51.283	53.198	6:25.301		13:56:19.855	4	2:34.054	51.639	53.759	48.656		13:48:28.620
5	2:31.832	48.467	58.571	44.794		13:58:51.687	5	7:22.502 P	50.389	1:10.775	5:21.338		13:55:51.122
6	2:30.123	48.469	54.956	46.698		14:01:21.810	6	2:30.973	51.664	55.892	43.417		13:58:22.095
7	2:24.814	47.616	53.320	43.878		14:03:46.624	7	2:23.923	47.644	52.486	43.793		14:00:46.018
8	2:21.222	47.378	51.106	42.738		14:06:07.846	8	2:24.173	48.915	52.050	43.208		14:03:10.191
9	2:18.618	46.293	50.158	42.167		14:08:26.464	9	2:23.151	47.341	53.151	42.659		14:05:33.342
10	5:45.624 P	52.908	58.701	3:54.015		14:14:12.088	10	4:31.073 P	47.421	52.801	2:50.851		14:10:04.415
11	2:13.954	44.866	48.423	40.665		14:16:26.042	11	2:25.669	51.526	51.071	43.072		14:12:30.084
12	2:16.671	45.936	49.960	40.775		14:18:42.713	12	2:16.559	45.676	49.896	40.987		14:14:46.643
13	2:16.397	46.398	48.625	41.374		14:20:59.110	13	2:16.730	45.462	50.028	41.240		14:17:03.373
14	2:13.626	45.478	48.146	40.002		14:23:12.736	14	2:17.366	45.761	50.333	41.272		14:19:20.739
15	2:13.984	45.155	48.761	40.068		14:25:26.720	15	2:27.103	48.261	51.021	47.821		14:21:47.842
16	2:13.648	45.405	48.152	40.091		14:27:40.368	16		45.621	53.530			
17	2:12.792	45.023	48.147	39.622		14:29:53.160							
18	2:33.087	43.853	48.855	1:00.379		14:32:26.247							
19	2:12.584	44.177	48.508	39.899		14:34:38.831							
20	2:26.625	44.196	47.240	55.189		14:37:05.456							
21	2:15.270	46.717	48.359	40.194		14:39:20.726							
22		44.959	49.957										

707

António Lopes

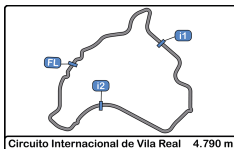
Aston Martin Vantage AMR GT4

GT4 AM

Filipe Videira

Racar Motorsport

Lap D	Time	Sector 1	Sector 2	Sector 3	T. Spd	Elapsed
1	13:40:26.567 P			13:40:26.567		13:40:26.567
2	2:45.994	1:00.078	58.674	47.242		13:43:12.561
3	2:37.696	52.933	56.067	48.696		13:45:50.257
4	2:37.363	51.580	57.424	48.359		13:48:27.620
5	7:31.601 P	52.118	1:12.892	5:26.591		13:55:59.221
6	2:35.465	51.503	56.703	47.259		13:58:34.686
7	2:33.638	52.003	55.672	45.963		14:01:08.324
8	2:34.334	50.524	56.520	47.290		14:03:42.658
9	2:33.061	51.073	55.801	46.187		14:06:15.719
10	2:31.838	51.200	55.609	45.029		14:08:47.557
11	2:31.781	50.113	55.655	46.013		14:11:19.338
12	4:52.237 P	50.013	54.567	3:07.657		14:16:11.575
13	2:30.686	50.708	55.545	44.433		14:18:42.261
14	2:27.850	50.216	53.162	44.472		14:21:10.111
15	2:28.390	48.933	54.128	45.329		14:23:38.501
16	2:29.947	50.453	55.019	44.475		14:26:08.448
17	2:28.317	48.840	53.755	45.722		14:28:36.765
18	2:25.535	48.408	53.398	43.729		14:31:02.300
19	2:28.097	48.572	52.923	46.602		14:33:30.397
20	2:24.426	47.898	52.557	43.971		14:35:54.823
21	2:22.107	47.210	52.159	42.738		14:38:16.930
22	2:20.007	46.802	50.922	42.283		14:40:36.937
23		53.768	57.598			



Circuito Internacional De Vila Real

CPV

Free Practice - 2

Best Sectors Results



Sector - 1			Sector - 2			Sector - 3			Ideal Lap vs Best Lap		
Clas	Nº Driver	Time	Nº Driver	Time	Nº Driver	Time	Clas	Nº Driver	Ideal Lap	Best Lap	Clas
1	26 Mora - Francisco	39.848	4 Machado - Rafael	45.076	4 Machado - Rafael	36.266	1	26 Mora - Francisco	2:01.520	2:03.014	1
2	5 Pires - Pedro	40.791	26 Mora - Francisco	45.190	26 Mora - Francisco	36.482	2	4 Machado - Rafael	2:02.681	2:03.089	2
3	4 Machado - Rafael	41.339	44 Afonso - Alexandre	45.313	5 Pires - Pedro	36.858	3	5 Pires - Pedro	2:03.038	2:04.299	5
4	16 Azevedo - Orlando	41.413	5 Pires - Pedro	45.389	78 Oliveira - Luca	36.976	4	16 Azevedo - Orlando	2:04.003	2:04.042	3
5	77 Martins - Roberto	41.425	16 Azevedo - Orlando	45.428	77 Martins - Roberto	37.012	5	77 Martins - Roberto	2:04.079	2:04.182	4
6	007 Pereira - Gonçalo	41.824	77 Martins - Roberto	45.642	16 Azevedo - Orlando	37.162	6	44 Afonso - Alexandre	2:04.498	2:05.048	6
7	44 Afonso - Alexandre	41.885	007 Pereira - Gonçalo	45.710	44 Afonso - Alexandre	37.300	7	78 Oliveira - Luca	2:04.644	2:05.764	8
8	78 Oliveira - Luca	41.893	78 Oliveira - Luca	45.775	79 Oliveira - Francisco	37.693	8	007 Pereira - Gonçalo	2:05.362	2:05.704	7
9	79 Oliveira - Francisco	41.964	79 Oliveira - Francisco	45.891	007 Pereira - Gonçalo	37.828	9	79 Oliveira - Francisco	2:05.548	2:06.122	9
10	97 Costa - Nuno	42.046	33 Rui Miritta	46.430	33 Rui Miritta	37.875	10	97 Costa - Nuno	2:06.553	2:07.041	10
11	58 Nabais - André	42.245	58 Nabais - André	46.545	97 Costa - Nuno	37.937	11	58 Nabais - André	2:06.878	2:07.479	12
12	33 Rui Miritta	42.883	97 Costa - Nuno	46.570	58 Nabais - André	38.088	12	33 Rui Miritta	2:07.188	2:07.188	11
13	2 Simões - Duarte	42.977	38 Macedo - Luís	47.216	38 Macedo - Luís	38.134	13	38 Macedo - Luís	2:08.499	2:08.758	13
14	38 Macedo - Luís	43.149	430 Fawsitt - Pedro	47.240	2 Simões - Duarte	39.218	14	2 Simões - Duarte	2:09.921	2:10.537	14
15	47 Oliveira - Ruben	43.728	2 Simões - Duarte	47.726	430 Fawsitt - Pedro	39.622	15	430 Fawsitt - Pedro	2:10.715	2:12.584	15
16	430 Fawsitt - Pedro	43.853	47 Oliveira - Ruben	47.983	128 Mitchell - Luca	40.017	16	47 Oliveira - Ruben	2:12.340	2:12.595	16
17	128 Mitchell - Luca	44.539	128 Mitchell - Luca	48.550	47 Oliveira - Ruben	40.629	17	128 Mitchell - Luca	2:13.106	2:13.835	17
18	125 Moore - Thomas	45.177	125 Moore - Thomas	48.816	125 Moore - Thomas	40.779	18	125 Moore - Thomas	2:14.772	2:15.491	18
19	777 Bastos Rezende - Ruben	45.462	777 Bastos Rezende - Ruben	49.896	777 Bastos Rezende - Ruben	40.987	19	777 Bastos Rezende - Ruben	2:16.345	2:16.559	19
20	707 Lopes - Filipe	46.802	707 Lopes - Filipe	50.922	707 Lopes - Filipe	42.283	20	707 Lopes - Filipe	2:20.007	2:20.007	20
21	73 Vitor Costa	48.091	73 Vitor Costa	52.490	73 Vitor Costa	43.427	21	73 Vitor Costa	2:24.008	2:24.548	21





Circuito Internacional De Vila Real

CPV

Free Practice - 2

Best 5 Lap Times



Circuito Internacional de Vila Real - 4.790 m.

Cl	Nº Entrant/Team	Nat	Driver 1	Nat	Driver 2	Nat	Vehicle	Cat	Cl	Best 1		Best 2		Best 3		Best 4		Best 5	
										Time	Lap	Time	Lap	Time	Lap	Time	Lap	Time	Lap
1	26 Toyota Gazoo Racing Caetano Portugal	PT	Francisco Mora	PT	Francisco Abreu	PT	Toyota GR Supra GT4 EVO2	GT4 Pro	1	2:03.014	19	2:03.243	17	2:03.507	16	2:03.881	15	2:04.707	12
2	4 Speedy Motorsport	PT	César Machado	PT	Rafael Lobato	PT	Toyota GR Supra GT4 EVO2	GT4 Pro	2	2:03.089	22	2:03.455	21	2:03.855	9	2:04.269	12	2:04.535	17
3	16 Orlando Batina	PT	Sérgio Azevedo	PT	Orlando Batina	PT	Toyota GR Supra GT4 EVO2	GT4 Pro-	1	2:04.042	20	2:04.882	18	2:07.035	5	2:08.706	3	2:09.007	4
4	77 Racar Motorsport	PT	Mathieu Martins	FR	Roberto Faria	BR	Aston Martin Vantage AMR GT4	GT4 Pro	3	2:04.182	6	2:04.824	4	2:05.229	7	2:07.703	3	4:33.750	2
5	5 Speedy Motorsport	PT	José Carlos Pires	PT	Pedro Salvador	PT	Toyota GR Supra GT4 EVO2	GT4 Pro	4	2:04.299	5	2:04.886	4	2:04.983	19	2:05.547	12	2:05.680	22
6	44 Nuno Afonso	PT	Nuno Afonso	PT	Alexandre Areia	PT	Toyota GR Supra GT4 EVO2	GT4 Pro-	2	2:05.048	10	2:05.648	7	2:05.911	8	2:06.740	9	2:06.849	4
7	007 Santogal - Araújo Competição	PT	Bruno Pereira	PT	Gonçalo Araújo	PT	Aston Martin Vantage AMR GT4 EVO	GT4 Pro-	3	2:05.704	21	2:06.085	17	2:06.346	16	2:06.921	20	2:07.549	14
8	78 Racar Motorsport	PT	Henrique V. Oliveira	PT	Luca Savu	PT	Aston Martin Vantage AMR GT4	GT4 Pro	5	2:05.764	7	2:06.092	20	2:06.444	19	2:06.545	11	2:06.633	22
9	79 Racar Motorsport	PT	Vasco Oliveira	PT	Francisco Carvalho	PT	Aston Martin Vantage AMR GT4 EVO	GT4 Bro	1	2:06.122	20	2:06.241	19	2:06.417	23	2:06.578	11	2:06.754	17
10	97 NM Racing Team	ES	Ricardo Costa	PT	Nuno Teixeira	PT	Mercedes AMG GT4	GT4 Bro	2	2:07.041	21	2:07.170	19	2:07.532	20	2:07.617	17	2:07.853	18
11	33 Monteiro Competições	PT	Rui Miritta	PT			Porsche 911 Cup	Cup	1	2:07.188	17	2:08.562	13	2:09.041	12	2:09.238	14	2:09.795	9
12	58 Miguel Nabais	PT	Miguel Nabais	PT	André Nabais	PT	Toyota GR Supra GT4 EVO2	GT4 Bro	3	2:07.479	10	2:07.585	11	2:08.263	9	2:08.462	20	2:09.162	23
13	38 Veloso Motorsport	PT	Paulo Macedo	PT	Luís Calheiros	PT	Porsche Cayman CS RS	GT4 Bro	1	2:08.758	22	2:09.083	19	2:09.590	21	2:12.938	11	2:13.148	16
14	2 Speedy Motorsport	PT	Pompeu Simões	PT	Duarte Camelo	PT	Porsche Cayman CS	GTX	1	2:10.537	25	2:11.093	14	2:11.609	22	2:11.655	12	2:12.029	17
15	430 Protech Motorsport	PT	Adam Fawsitt	GB	Pedro Paiva Raposo	PT	Porsche 911 Cup	Cup	2	2:12.584	19	2:12.792	17	2:13.626	14	2:13.648	16	2:13.954	11
16	47 Monteiro Competições	PT	Henrique M. Oliveira	GB	Ruben Silva	PT	BMW M4 GT4 (F82)	GTX	2	2:12.595	4	2:23.073	3	2:40.664	2				
17	128 Gracie Mitchell	GB	Gracie Mitchell	GB	Luca Staccini	IT	Ginetta G55	GTX	3	2:13.835	15	2:14.532	16	2:15.545	18	2:16.842	14	2:17.276	13
18	125 Simon Moore	GB	Simon Moore	GB	Thomas Roche	GB	Ginetta G55	GTX	4	2:15.491	8	2:17.138	7	2:18.377	15	2:18.640	6	2:18.838	17
19	777 Ruben Vaquinhas	PT	Pedro Bastos Rezende	PT	Ruben Vaquinhas	PT	Aston Martin Vantage AMR GT4	GT4 AM	1	2:16.559	12	2:16.730	13	2:17.366	14	2:23.151	9	2:23.923	7
20	707 António Lopes	PT	António Lopes	PT	Filipe Videira	PT	Aston Martin Vantage AMR GT4	GT4 AM	2	2:20.007	22	2:22.107	21	2:24.426	20	2:25.535	18	2:27.850	14
21	73 Monteiro Competições	PT	Vitor Costa	PT			Porsche 911 Cup	Cup	3	2:24.548	14	2:26.014	13	2:27.241	15	2:28.364	12	2:30.460	9





Circuito Internacional De Vila Real

CPV

Free Practice - 2

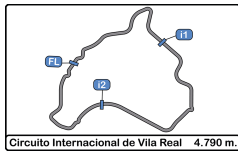
Fastest Laps Sequence

Circuito Internacional de Vila Real 4.790 m.



Lap	Time of Day	Session Time	Nº Entrant/Team	Nat	Driver 1	Nat	Driver 2	Nat	Vehicle	Cat	Time	Km/h
2	13:42:46.020	2:46.020	5 Speedy Motorsport		José Carlos Pires		Pedro Salvador		Toyota GR Supra GT4 EVO2	GT4 Pro	2:27.407	116.9
2	13:42:49.386	2:49.386	26 Toyota Gazoo Racing Caetano Portugal		Francisco Mora		Francisco Abreu		Toyota GR Supra GT4 EVO2	GT4 Pro	2:27.178	117.1
2	13:43:33.431	3:33.431	38 Veloso Motorsport		Paulo Macedo		Luis Calheiros		Porsche Cayman CS RS	GT4 Bro	2:25.120	118.8
3	13:44:55.491	4:55.491	5 Speedy Motorsport		José Carlos Pires		Pedro Salvador		Toyota GR Supra GT4 EVO2	GT4 Pro	2:09.471	133.1
3	13:44:56.886	4:56.886	26 Toyota Gazoo Racing Caetano Portugal		Francisco Mora		Francisco Abreu		Toyota GR Supra GT4 EVO2	GT4 Pro	2:07.500	135.2
3	13:45:00.381	5:00.381	4 Speedy Motorsport		César Machado		Rafael Lobato		Toyota GR Supra GT4 EVO2	GT4 Pro	2:06.172	136.6
4	13:47:00.377	7:00.377	5 Speedy Motorsport		José Carlos Pires		Pedro Salvador		Toyota GR Supra GT4 EVO2	GT4 Pro	2:04.886	138.0
5	13:49:04.676	9:04.676	5 Speedy Motorsport		José Carlos Pires		Pedro Salvador		Toyota GR Supra GT4 EVO2	GT4 Pro	2:04.299	138.7
6	13:57:52.446	17:52.446	77 Racar Motorsport		Mathieu Martins		Roberto Faria		Aston Martin Vantage AMR GT4	GT4 Pro	2:04.182	138.8
9	14:02:00.094	22:00.094	4 Speedy Motorsport		César Machado		Rafael Lobato		Toyota GR Supra GT4 EVO2	GT4 Pro	2:03.855	139.2
16	14:23:04.513	43:04.513	26 Toyota Gazoo Racing Caetano Portugal		Francisco Mora		Francisco Abreu		Toyota GR Supra GT4 EVO2	GT4 Pro	2:03.507	139.6
17	14:25:07.756	45:07.756	26 Toyota Gazoo Racing Caetano Portugal		Francisco Mora		Francisco Abreu		Toyota GR Supra GT4 EVO2	GT4 Pro	2:03.243	139.9
19	14:31:20.041	51:20.041	26 Toyota Gazoo Racing Caetano Portugal		Francisco Mora		Francisco Abreu		Toyota GR Supra GT4 EVO2	GT4 Pro	2:03.014	140.1





Circuito Internacional De Vila Real

CPV

Free Practice - 2

Pit Stop Analysis



2 Pompeu Simões Porsche Cayman CS
GTX Duarte Camelo Speedy Motorsport

Nº	In Day Time	In Time	Out Time	Pit Time	T. Pit Time	Handicap	Diff.
1	13:52:31.679	13:52:31.679	13:56:22.367	3:50.688	3:50.688		
2	14:12:30.363	14:12:30.363	14:14:57.453	2:27.090	6:17.778		

4 César Machado Toyota GR Supra GT4 EVO2
GT4 Pro Rafael Lobato Speedy Motorsport

Nº	In Day Time	In Time	Out Time	Pit Time	T. Pit Time	Handicap	Diff.
1	13:51:38.642	13:51:38.642	13:55:43.854	4:05.212	4:05.212		
2	14:04:01.474	14:04:01.474	14:07:23.097	3:21.623	7:26.835		
3	14:15:43.001	14:15:43.001	14:17:33.509	1:50.508	9:17.343		
4	14:28:04.344	14:28:04.344	14:31:12.470	3:08.126	12:25.469		

5 José Carlos Pires Toyota GR Supra GT4 EVO2
GT4 Pro Pedro Salvador Speedy Motorsport

Nº	In Day Time	In Time	Out Time	Pit Time	T. Pit Time	Handicap	Diff.
1	13:51:36.427	13:51:36.427	13:55:42.702	4:06.275	4:06.275		
2	14:04:07.760	14:04:07.760	14:08:43.232	4:35.472	8:41.747		
3	14:15:05.802	14:15:05.802	14:17:11.300	2:05.498	10:47.245		
4	14:25:45.277	14:25:45.277	14:29:29.335	3:44.058	14:31.303		

16 Sérgio Azevedo Toyota GR Supra GT4 EVO2
GT4 Pro-Bro Orlando Batina Batina Racing

Nº	In Day Time	In Time	Out Time	Pit Time	T. Pit Time	Handicap	Diff.
1	13:52:14.690	13:52:14.690	13:56:59.527	4:44.837	4:44.837		
2	13:59:11.195	13:59:11.195	14:04:44.501	5:33.306	10:18.143		
3	14:25:38.512	14:25:38.512	14:27:53.050	2:14.538	12:32.681		

33 Rui Miritta Porsche 911 Cup
Cup Monteiro's Competições

Nº	In Day Time	In Time	Out Time	Pit Time	T. Pit Time	Handicap	Diff.
1	13:50:10.098	13:50:10.098	13:56:06.841	5:56.743	5:56.743		
2	14:07:36.317	14:07:36.317	14:13:34.099	5:57.782	11:54.525		
3	14:24:42.363	14:24:42.363	14:27:32.619	2:50.256	14:44.781		

38 Paulo Macedo Porsche Cayman CS RS
GT4 Bronze Luís Calheiros Veloso Motorsport

Nº	In Day Time	In Time	Out Time	Pit Time	T. Pit Time	Handicap	Diff.
1	13:50:40.518	13:50:40.518	13:56:12.535	5:32.017	5:32.017		
2	14:14:16.511	14:14:16.511	14:16:56.750	2:40.239	8:12.256		

44 Nuno Afonso Toyota GR Supra GT4 EVO2
GT4 Pro-Bro Alexandre Areia Gianfranco Motorsport

Nº	In Day Time	In Time	Out Time	Pit Time	T. Pit Time	Handicap	Diff.
1	13:43:13.927	13:43:13.927	13:45:11.998	1:58.071	1:58.071		
2	13:52:16.475	13:52:16.475	13:55:52.326	3:35.851	5:33.922		

58 Miguel Nabais Toyota GR Supra GT4 EVO2
GT4 Bronze André Nabais Gianfranco Motorsport - Nabais

Nº	In Day Time	In Time	Out Time	Pit Time	T. Pit Time	Handicap	Diff.
1	13:53:21.642	13:53:21.642	13:55:52.970	2:31.328	2:31.328		
2	14:11:00.639	14:11:00.639	14:12:57.474	1:56.835	4:28.163		

73 Vitor Costa Porsche 911 Cup
Cup Monteiro's Competições

Nº	In Day Time	In Time	Out Time	Pit Time	T. Pit Time	Handicap	Diff.
1	13:51:34.587	13:51:34.587	13:56:34.465	4:59.878	4:59.878		
2	14:09:30.000	14:09:30.000	14:11:40.309	2:10.309	7:10.187		

77 Mathieu Martins Aston Martin Vantage AMR GT4
GT4 Pro Roberto Faria Racar Motorsport

Nº	In Day Time	In Time	Out Time	Pit Time	T. Pit Time	Handicap	Diff.
1	13:42:52.729	13:42:52.729	13:45:03.030	2:10.301	2:10.301		
2	13:51:47.677	13:51:47.677	13:55:48.264	4:00.587	6:10.888		

78 Henrique V. Oliveira Aston Martin Vantage AMR GT4
GT4 Pro Luca Savu Racar Motorsport

Nº	In Day Time	In Time	Out Time	Pit Time	T. Pit Time	Handicap	Diff.
1	13:52:17.513	13:52:17.513	13:55:49.127	3:31.614	3:31.614		
2	14:10:52.766	14:10:52.766	14:12:54.202	2:01.436	5:33.050		
3	14:21:40.168	14:21:40.168	14:24:41.839	3:01.671	8:34.721		

79 Vasco Oliveira Aston Martin Vantage AMR GT4 EVO
GT4 Bronze Francisco Carvalho Racar Motorsport

Nº	In Day Time	In Time	Out Time	Pit Time	T. Pit Time	Handicap	Diff.
1	13:52:02.237	13:52:02.237	13:55:56.328	3:54.091	3:54.091		
2	14:11:11.744	14:11:11.744	14:14:10.035	2:58.291	6:52.382		
3	14:31:11.462	14:31:11.462	14:35:39.434	4:27.972	11:20.354		

97 Ricardo Costa Mercedes AMG GT4
GT4 Bronze Nuno Teixeira NM Racing Team

Nº	In Day Time	In Time	Out Time	Pit Time	T. Pit Time	Handicap	Diff.
1	13:51:33.473	13:51:33.473	13:56:13.297	4:39.824	4:39.824		

125 Simon Moore Ginetta G55
GTX Thomas Roche Tockwith Motorsports

Nº	In Day Time	In Time	Out Time	Pit Time	T. Pit Time	Handicap	Diff.
1	14:17:24.919	14:17:24.919	14:21:02.321	3:37.402	3:37.402		

128 Gracie Mitchell Ginetta G55
GTX Luca Staccini Tockwith Motorsports

Nº	In Day Time	In Time	Out Time	Pit Time	T. Pit Time	Handicap	Diff.
1	13:51:05.909	13:51:05.909	13:56:17.590	5:11.681	5:11.681		
2	14:03:44.222	14:03:44.222	14:06:05.764	2:21.542	7:33.223		
3	14:10:50.786	14:10:50.786	14:12:35.594	1:44.808	9:18.031		

430 Adam Fawsitt Porsche 911 Cup
Cup Pedro Paiva Raposo Protech Motorsport

Nº	In Day Time	In Time	Out Time	Pit Time	T. Pit Time	Handicap	Diff.
1	13:50:42.091	13:50:42.091	13:56:19.855	5:37.764	5:37.764		
2	14:11:08.472	14:11:08.472	14:14:12.088	3:03.616	8:41.380		

707 António Lopes Aston Martin Vantage AMR GT4
GT4 AM Filipe Videira Racar Motorsport

Nº	In Day Time	In Time	Out Time	Pit Time	T. Pit Time	Handicap	Diff.
1	13:51:32.393	13:51:32.393	13:55:59.221	4:26.828	4:26.828		
2	14:13:44.648	14:13:44.648	14:16:11.575	2:26.927	6:53.755		

777 Pedro Bastos Rezende Aston Martin Vantage AMR GT4
GT4 AM Ruben Vaquinhas Gianfranco Motorsport

Nº	In Day Time	In Time	Out Time	Pit Time	T. Pit Time	Handicap	Diff.
1	13:51:30.353	13:51:30.353	13:55:51.122	4:20.769	4:20.769		
2	14:07:53.637	14:07:53.637	14:10:04.415	2:10.778	6:31.547		

007 Bruno Pereira Aston Martin Vantage AMR GT4 EVO
GT4 Pro-Bro Gonçalo Araújo Araújo Competição

Nº	In Day Time	In Time	Out Time	Pit Time	T. Pit Time	Handicap	Diff.
1	14:11:12.910	14:11:12.910	14:13:35.150	2:22.240	2:22.240		

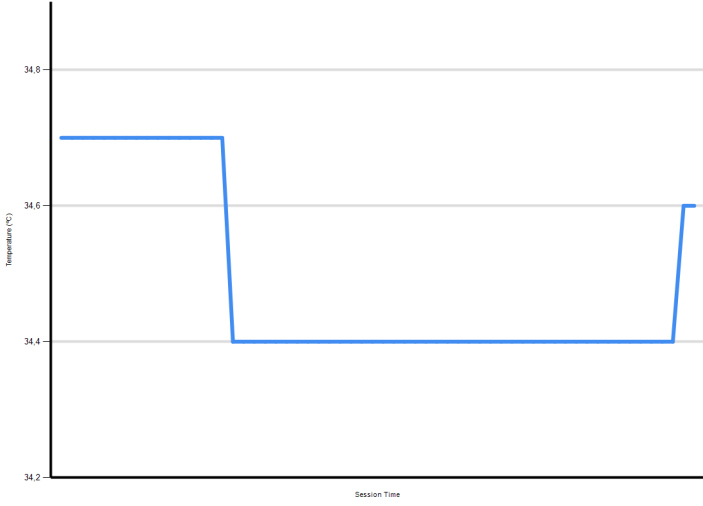




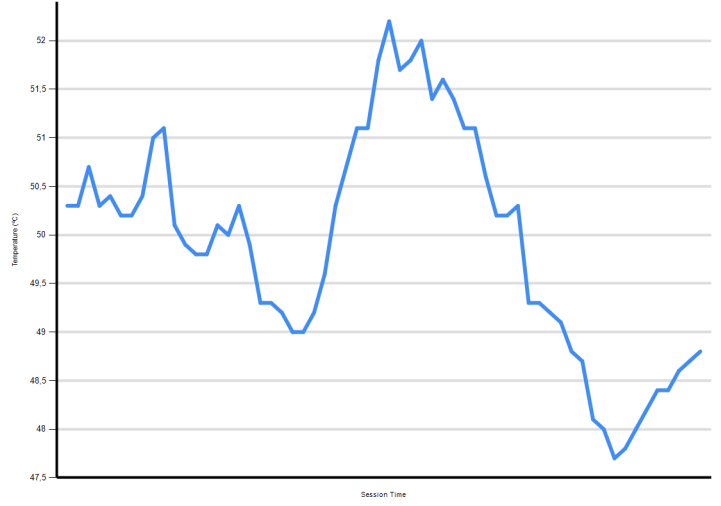
Circuito Internacional De Vila Rea
CPV
Free Practice - 2
Weather Report



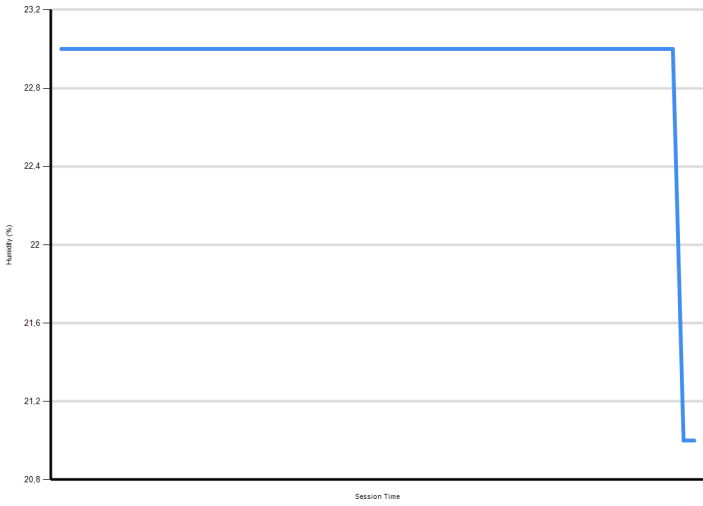
Air Temperature



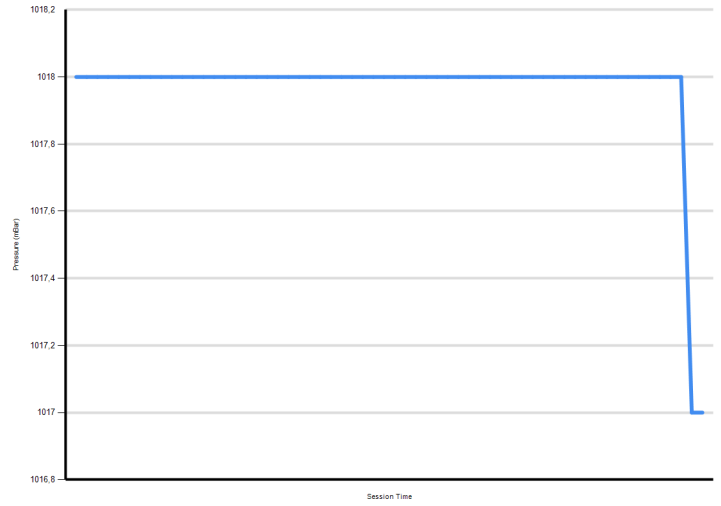
Track Temperature




Humidity



Pressure



Wind Speed



Wind direction

