

Circuito Internacional De Vila Real

CPV

Free Practice - 3

Provisional Results



Circuito Internacional de Vila Real 4.790 m.

Cls	Nº	Entrant/Team	Nat	Driver 1	Nat	Driver 2	Nat	Vehicle	Cat	Cls	Laps	Best	Time	Gap	Interval	Km/h
1	5	Speedy Motorsport		José Carlos Pires		Pedro Salvador		Toyota GR Supra GT4 EVO2	GT4 Pro	1	13	10	2:01.823			141.5
2	4	Speedy Motorsport		César Machado		Rafael Lobato		Toyota GR Supra GT4 EVO2	GT4 Pro	2	14	11	2:01.971	0.148	0.148	141.3
3	77	Racar Motorsport		Mathieu Martins		Roberto Faria		Aston Martin Vantage AMR GT4	GT4 Pro	3	13	8	2:02.566	0.743	0.595	140.6
4	26	Toyota Gazoo Racing Caetano Portugal		Francisco Mora		Francisco Abreu		Toyota GR Supra GT4 EVO2	GT4 Pro	4	14	9	2:02.928	1.105	0.362	140.2
5	16	Orlando Batina		Sérgio Azevedo		Orlando Batina		Toyota GR Supra GT4 EVO2	GT4 Pro-	1	15	14	2:03.746	1.923	0.818	139.3
6	888	Veloso Motorsport		Bruno Pires		Patrick Cunha		Porsche Cayman CS RS	GT4 Pro-	2	15	15	2:03.888	2.065	0.142	139.1
7	78	Racar Motorsport		Henrique V. Oliveira		Luca Savu		Aston Martin Vantage AMR GT4	GT4 Pro	5	16	4	2:04.637	2.814	0.749	138.3
8	79	Racar Motorsport		Vasco Oliveira		Francisco Carvalho		Aston Martin Vantage AMR GT4 EVO	GT4 Bro	1	14	14	2:05.552	3.729	0.915	137.3
9	007	Santogal - Araújo Competição		Bruno Pereira		Gonçalo Araújo		Aston Martin Vantage AMR GT4 EVO	GT4 Pro-	3	13	13	2:06.008	4.185	0.456	136.8
10	97	NM Racing Team		Ricardo Costa		Nuno Teixeira		Mercedes AMG GT4	GT4 Bro	2	16	15	2:06.844	5.021	0.836	135.9
11	33	Monteiros Competições		Rui Miritta				Porsche 911 Cup	Cup	1	15	6	2:07.212	5.389	0.368	135.5
12	2	Speedy Motorsport		Pompeu Simões		Duarte Camelo		Porsche Cayman CS	GTX	1	16	8	2:08.294	6.471	1.082	134.4
13	38	Veloso Motorsport		Paulo Macedo		Luís Calheiros		Porsche Cayman CS RS	GT4 Bro	3	16	9	2:08.638	6.815	0.344	134.0
14	58	Miguel Nabais		Miguel Nabais		André Nabais		Toyota GR Supra GT4 EVO2	GT4 Bro	4	11	8	2:09.523	7.700	0.885	133.1
15	47	Monteiros Competições		Henrique M. Oliveira		Ruben Silva		BMW M4 GT4 (F82)	GTX	2	14	9	2:10.273	8.450	0.750	132.3
16	125	Simon Moore		Simon Moore		Thomas Roche		Ginetta G55	GTX	3	15	14	2:10.385	8.562	0.112	132.2
17	430	Protech Motorsport		Adam Fawsitt		Pedro Raposo		Porsche 911 Cup	Cup	2	15	9	2:11.085	9.262	0.700	131.5
18	777	Ruben Vaquinhas		Pedro Bastos Rezende		Ruben Vaquinhas		Aston Martin Vantage AMR GT4	GT4 AM	1	16	8	2:12.225	10.402	1.140	130.4
19	128	Gracie Mitchell		Gracie Mitchell		Luca Staccini		Ginetta G55	GTX	4	16	8	2:12.353	10.530	0.128	130.2
20	73	Monteiros Competições		Vitor Costa				Porsche 911 Cup	Cup	3	10	10	2:22.699	20.876	10.346	120.8
21	707	António Lopes		António Lopes		Filipe Videira		Aston Martin Vantage AMR GT4	GT4 AM	2	13	6	2:25.407	23.584	2.708	118.5

Published at:.....

Track Temp: 36,6 °C Air Temp: 31,7 °C Humidity: 31 % Track Status: DRY

Race Director:

Timekeeper:

David García

JCR-02656-ESP/M





Circuito Internacional De Vila Real

CPV

Free Practice - 3

Provisional Results by Category



GT4 Pro																
Cls	Nº	Entrant/Team	Nat	Driver 1	Nat	Driver 2	Nat	Vehicle	Cat	Cls	Laps	Best	Time	Gap	Interval	Km/h
1	5	Speedy Motorsport		José Carlos Pires		Pedro Salvador		Toyota GR Supra GT4 EVO2	GT4 Pro	1	13	10	2:01.823			141.5
2	4	Speedy Motorsport		César Machado		Rafael Lobato		Toyota GR Supra GT4 EVO2	GT4 Pro	2	14	11	2:01.971	0.148	0.148	141.3
3	77	Racar Motorsport		Mathieu Martins		Roberto Faria		Aston Martin Vantage AMR GT4	GT4 Pro	3	13	8	2:02.566	0.743	0.595	140.6
4	26	Toyota Gazoo Racing Caetano Portugal		Francisco Mora		Francisco Abreu		Toyota GR Supra GT4 EVO2	GT4 Pro	4	14	9	2:02.928	1.105	0.362	140.2
5	78	Racar Motorsport		Henrique V. Oliveira		Luca Savu		Aston Martin Vantage AMR GT4	GT4 Pro	5	16	4	2:04.637	2.814	1.709	138.3
GT4 Pro-Bronze																
Cls	Nº	Entrant/Team	Nat	Driver 1	Nat	Driver 2	Nat	Vehicle	Cat	Cls	Laps	Best	Time	Gap	Interval	Km/h
1	16	Orlando Batina		Sérgio Azevedo		Orlando Batina		Toyota GR Supra GT4 EVO2	GT4 Pro-	1	15	14	2:03.746			139.3
2	888	Veloso Motorsport		Bruno Pires		Patrick Cunha		Porsche Cayman CS RS	GT4 Pro-	2	15	15	2:03.888	0.142	0.142	139.1
3	007	Santogal - Araújo Competição		Bruno Pereira		Gonçalo Araújo		Aston Martin Vantage AMR GT4 EVO	GT4 Pro-	3	13	13	2:06.008	2.262	2.120	136.8
GT4 Bronze																
Cls	Nº	Entrant/Team	Nat	Driver 1	Nat	Driver 2	Nat	Vehicle	Cat	Cls	Laps	Best	Time	Gap	Interval	Km/h
1	79	Racar Motorsport		Vasco Oliveira		Francisco Carvalho		Aston Martin Vantage AMR GT4 EVO	GT4 Bro	1	14	14	2:05.552			137.3
2	97	NM Racing Team		Ricardo Costa		Nuno Teixeira		Mercedes AMG GT4	GT4 Bro	2	16	15	2:06.844	1.292	1.292	135.9
3	38	Veloso Motorsport		Paulo Macedo		Luís Calheiros		Porsche Cayman CS RS	GT4 Bro	3	16	9	2:08.638	3.086	1.794	134.0
4	58	Miguel Nabais		Miguel Nabais		André Nabais		Toyota GR Supra GT4 EVO2	GT4 Bro	4	11	8	2:09.523	3.971	0.885	133.1
Cup																
Cls	Nº	Entrant/Team	Nat	Driver 1	Nat	Driver 2	Nat	Vehicle	Cat	Cls	Laps	Best	Time	Gap	Interval	Km/h
1	33	Monteiros Competições		Rui Miritta				Porsche 911 Cup	Cup	1	15	6	2:07.212			135.5
2	430	Protech Motorsport		Adam Fawsitt		Pedro Raposo		Porsche 911 Cup	Cup	2	15	9	2:11.085	3.873	3.873	131.5
3	73	Monteiros Competições		Vitor Costa				Porsche 911 Cup	Cup	3	10	10	2:22.699	15.487	11.614	120.8
GTX																
Cls	Nº	Entrant/Team	Nat	Driver 1	Nat	Driver 2	Nat	Vehicle	Cat	Cls	Laps	Best	Time	Gap	Interval	Km/h
1	2	Speedy Motorsport		Pompeu Simões		Duarte Camelo		Porsche Cayman CS	GTX	1	16	8	2:08.294			134.4
2	47	Monteiros Competições		Henrique M. Oliveira		Ruben Silva		BMW M4 GT4 (F82)	GTX	2	14	9	2:10.273	1.979	1.979	132.3
3	125	Simon Moore		Simon Moore		Thomas Roche		Ginetta G55	GTX	3	15	14	2:10.385	2.091	0.112	132.2
4	128	Gracie Mitchell		Gracie Mitchell		Luca Staccini		Ginetta G55	GTX	4	16	8	2:12.353	4.059	1.968	130.2

Published at:.....

Track Temp: 36,6 °C Air Temp: 31,7 °C Humidity: 31 % Track Status: DRY

Race Director:

Timekeeper:

David García

JCR-02656-ESP/M





Circuito Internacional De Vila Real

CPV

Free Practice - 3

Provisional Results by Category

Circuito Internacional de Vila Real 4.790 m



GT4 AM																
Cls	Nº	Entrant/Team	Nat	Driver 1	Nat	Driver 2	Nat	Vehicle	Cat	Cls	Laps	Best	Time	Gap	Interval	Km/h
1	777	Ruben Vaquinhas		Pedro Bastos Rezende		Ruben Vaquinhas		Aston Martin Vantage AMR GT4	GT4 AM	1	16	8	2:12.225			130.4
2	707	António Lopes		António Lopes		Filipe Videira		Aston Martin Vantage AMR GT4	GT4 AM	2	13	6	2:25.407	13.182	13.182	118.5

Published at:.....

Track Temp: 36,6 °C Air Temp: 31,7 °C Humidity: 31 % Track Status: DRY

Race Director:

Timekeeper:

David García

JCR-02656-ESP/M





Circuito Internacional De Vila Real

CPV

Free Practice - 3

Lap Analysis



2 Pompeu Simões Porsche Cayman CS **007** Bruno Pereira Aston Martin Vantage AMR GT4 EVO

GTX Duarte Camelo							Speedy Motorsport						GT4 Pro- Gonçalo Araújo Araújo Competição					
Lap	D	Time	Sector 1	Sector 2	Sector 3	T. Spd	Elapsed	Lap	D	Time	Sector 1	Sector 2	Sector 3	T. Spd	Elapsed			
1		18:00:19.160 P			18:00:19.160		18:00:19.160	1		18:00:37.471 P			18:00:37.471		18:00:37.471			
2		2:32.617	52.535	57.385	42.697		18:02:51.777	2		2:29.332	48.900	55.967	44.465		18:03:06.803			
3		2:11.353	43.772	48.251	39.330		18:05:03.130	3		2:14.654	47.420	47.637	39.597		18:05:21.457			
4		2:13.858	45.624	48.327	39.907		18:07:16.988	4		2:12.682	43.845	49.157	39.680		18:07:34.139			
5		2:11.248	43.774	48.197	39.277		18:09:28.236	5		2:09.630	43.905	47.262	38.463		18:09:43.769			
6		2:11.150	43.772	47.864	39.514		18:11:39.386	6		2:08.141	42.844	46.849	38.448		18:11:51.910			
7		2:10.232	43.463	47.731	39.038		18:13:49.618	7		2:10.483	43.513	47.676	39.294		18:14:02.393			
8		2:08.294	43.717	47.212	37.365		18:15:57.912	8		2:08.724	43.128	47.197	38.399		18:16:11.117			
9		2:10.970	43.552	47.555	39.863		18:18:08.882	9		2:09.128	42.769	47.288	39.071		18:18:20.245			
10		4:20.560 P	43.833	47.455	2:49.272		18:22:29.442	10		2:09.997	42.473	47.110	40.414		18:20:30.242			
11		2:11.842	44.178	48.767	38.867		18:24:41.254	11		2:10.110	43.339	47.221	39.550		18:22:40.352			
12		7:03.749 P	44.125	50.065	5:29.559		18:31:45.003	12		8:54.246 P	43.702	47.137	7:23.407		18:31:34.598			
13		2:18.753	49.542	49.410	39.801		18:34:03.756	13		2:06.008	41.899	46.035	38.074		18:33:40.606			
14		2:12.419	43.537	48.277	40.605		18:36:16.175	14			41.961	1:11.970						
15		2:14.201	43.828	49.642	40.731		18:38:30.376											
16		2:14.978	43.994	49.572	41.412		18:40:45.354											
17		58.175	57.089															

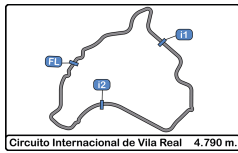
4 César Machado Toyota GR Supra GT4 EVO2

GT4 Pro Rafael Lobato Speedy Motorsport							GT4 Pro- Orlando Batina Batina Racing								
Lap	D	Time	Sector 1	Sector 2	Sector 3	T. Spd	Elapsed	Lap	D	Time	Sector 1	Sector 2	Sector 3	T. Spd	Elapsed
1		18:00:22.745 P			18:00:22.745		18:00:22.745	1		18:00:15.372 P			18:00:15.372		18:00:15.372
2		2:38.666	53.670	59.901	45.095		18:03:01.411	2		2:25.611	49.245	53.276	43.090		18:02:40.983
3		2:02.997	41.580	44.844	36.573		18:05:04.408	3		2:16.630	45.463	49.206	41.961		18:04:57.613
4		2:10.395	42.307	49.390	38.698		18:07:14.803	4		2:09.645	42.807	47.423	39.415		18:07:07.258
5		2:02.434	41.309	44.805	36.320		18:09:17.237	5		2:08.568	42.759	46.881	38.928		18:09:15.826
6		4:18.858 P	45.247	50.171	2:43.440		18:13:36.095	6		2:07.975	42.320	46.479	39.176		18:11:23.801
7		2:06.111	40.679	45.630	39.802		18:15:42.206	7		2:19.951	49.975	50.814	39.162		18:13:43.752
8		2:02.909	41.385	44.678	36.846		18:17:45.115	8		2:08.348	42.384	46.638	39.326		18:15:52.100
9		2:06.343	41.643	46.658	38.042		18:19:51.458	9		5:20.116 P	51.451	1:00.215	3:28.450		18:21:12.216
10		2:08.038	41.024	48.444	38.570		18:21:59.496	10		2:07.601	40.829	46.489	40.283		18:23:19.817
11		2:01.971	40.970	44.690	36.311		18:24:01.467	11		2:06.202	42.169	45.825	38.208		18:25:26.019
12		7:47.716 P	42.594	48.680	6:16.442		18:31:49.183	12		6:01.748 P	48.874	1:07.410	4:05.464		18:31:27.767
13		2:31.586 P	45.639	45.285	1:00.662		18:34:20.769	13		2:09.224	44.339	47.331	37.554		18:33:36.991
14		2:09.438	43.049	45.578	40.811		18:36:30.207	14		2:03.746	41.357	45.567	36.822		18:35:40.737
15		43.820	53.513					15		2:25.673	50.291	55.393	39.989		18:38:06.410

5 José Carlos Pires Toyota GR Supra GT4 EVO2

GT4 Pro Pedro Salvador Speedy Motorsport							GT4 Pro Francisco Abreu Toyota Gazoo Racing Caetano								
Lap	D	Time	Sector 1	Sector 2	Sector 3	T. Spd	Elapsed	Lap	D	Time	Sector 1	Sector 2	Sector 3	T. Spd	Elapsed
1		18:00:17.931 P			18:00:17.931		18:00:17.931	1		18:00:14.615 P			18:00:14.615		18:00:14.615
2		2:32.739	52.884	57.444	42.411		18:02:50.670	2		2:19.983	48.304	51.786	39.893		18:02:34.598
3		2:04.798	41.454	45.641	37.703		18:04:55.468	3		2:05.111	41.773	46.106	37.232		18:04:39.709
4		2:02.952	41.534	44.976	36.442		18:06:58.420	4		2:04.424	41.642	45.877	36.905		18:06:44.133
5		2:02.749	41.190	44.858	36.701		18:09:01.169	5		2:04.137	41.232	45.831	37.074		18:08:48.270
6		5:18.961 P	45.828	46.305	3:46.828		18:14:20.130	6		2:04.203	41.137	45.476	37.590		18:10:52.473
7		2:13.987	46.359	47.972	39.656		18:16:34.117	7		4:03.184 P	42.355	47.119	2:33.710		18:14:55.657
8		2:03.914	41.057	45.542	37.315		18:18:38.031	8		2:07.376	43.091	47.839	36.446		18:17:03.033
9		2:02.310	41.829	44.626	35.855		18:20:40.341	9		2:02.928	41.350	45.297	36.281		18:19:05.961
10		2:01.823	41.135	44.788	35.900		18:22:42.164	10		2:03.191	41.213	45.138	36.840		18:21:09.152
11		9:05.164 P	44.748	52.838	7:27.578		18:31:47.328	11		10:17.746 P	42.210	45.537	8:49.999		18:31:26.898
12		2:09.110	47.020	45.145	36.945		18:33:56.438	12		2:03.908	40.989	45.972	36.947		18:33:30.806
13		2:04.019	41.999	45.170	36.850		18:36:00.457	13		2:03.338	41.634	45.139	36.565		18:35:34.144
14			41.179	48.579				14		2:03.157	41.375	45.120	36.662		18:37:37.301
								15			43.103	47.271			





Circuito Internacional De Vila Real

CPV

Free Practice - 3

Lap Analysis



33

Rui Miritta

Porsche 911 Cup 47

Henrique M. Oliveira

BMW M4 GT4 (F82)

Cup

Monteiros Competições

GTX

Ruben Silva

Monteiros Competições

Lap	D	Time	Sector 1	Sector 2	Sector 3	T. Spd	Elapsed	Lap	D	Time	Sector 1	Sector 2	Sector 3	T. Spd	Elapsed
1		18:00:42.827			18:00:42.827		18:00:42.827	1		18:00:31.883			18:00:31.883		18:00:31.883
2		2:29.514	47.039	57.913	44.562		18:03:12.341	2		2:39.588	52.807	59.882	46.899		18:03:11.471
3		2:25.515	48.140	54.256	43.119		18:05:37.856	3		2:25.864	48.400	53.878	43.586		18:05:37.335
4		2:12.112	44.111	49.722	38.279		18:07:49.968	4		2:16.856	44.288	50.475	42.093		18:07:54.191
5		2:07.749	42.689	46.947	38.113		18:09:57.717	5		2:12.251	44.543	47.819	39.889		18:10:06.442
6		2:07.212	42.637	46.360	38.215		18:12:04.929	6		6:07.098	P 44.524	48.148	4:34.426		18:16:13.540
7		2:08.083	44.162	46.215	37.706		18:14:13.012	7		2:22.167	46.719	52.293	43.155		18:18:35.707
8		2:09.367	42.941	46.745	39.681		18:16:22.379	8		2:12.616	45.336	47.561	39.719		18:20:48.323
9		2:09.069	42.490	46.862	39.717		18:18:31.448	9		2:10.273	43.678	47.408	39.187		18:22:58.596
10		5:28.304	P 50.008	53.133	3:45.163		18:23:59.752	10		9:02.536	P 46.118	49.841	7:26.577		18:32:01.132
11		8:45.637	P 49.567	54.336	7:01.734		18:32:45.389	11		2:25.486	50.660	51.893	42.933		18:34:26.618
12		2:15.687	46.571	49.727	39.389		18:35:01.076	12		2:17.091	46.315	50.380	40.396		18:36:43.709
13		2:09.643	42.966	47.217	39.460		18:37:10.719	13		2:14.542	44.151	49.064	41.327		18:38:58.251
14		2:09.703	43.847	47.470	38.386		18:39:20.422	14		2:22.606	47.620	51.508	43.478		18:41:20.857
15		2:08.069	42.339	47.435	38.295		18:41:28.491	15			51.876	52.889			
16			56.476	56.346											

38

Paulo Macedo

Porsche Cayman CS RS

58

Miguel Nabais

Toyota GR Supra GT4 EVO2

GT4 Bronze

Luís Calheiros

Veloso Motorsport

GT4 Bronze

André Nabais

Gianfranco Motorsport - Nabais

Lap	D	Time	Sector 1	Sector 2	Sector 3	T. Spd	Elapsed	Lap	D	Time	Sector 1	Sector 2	Sector 3	T. Spd	Elapsed
1		18:00:47.226			18:00:47.226		18:00:47.226	1		18:00:16.848			18:00:16.848		18:00:16.848
2		2:33.614	47.030	56.449	50.135		18:03:20.840	2		2:45.781	50.896	1:05.430	49.455		18:03:02.629
3		2:19.166	46.314	49.293	43.559		18:05:40.006	3		2:14.191	45.274	49.329	39.588		18:05:16.820
4		2:13.242	44.754	48.374	40.114		18:07:53.248	4		2:12.241	44.049	48.488	39.704		18:07:29.061
5		2:10.698	43.888	47.503	39.307		18:10:03.946	5		2:12.284	44.114	48.928	39.242		18:09:41.345
6		2:10.179	43.503	47.620	39.056		18:12:14.125	6		2:10.199	43.664	47.661	38.874		18:11:51.544
7		2:09.642	43.448	47.120	39.074		18:14:23.767	7		2:12.908	43.521	48.719	40.668		18:14:04.452
8		2:11.470	43.718	48.495	39.257		18:16:35.237	8		2:09.523	43.634	46.956	38.933		18:16:13.975
9		2:08.638	43.017	47.147	38.474		18:18:43.875	9		4:06.416	P 43.748	47.694	2:34.974		18:20:20.391
10		4:39.920	P 43.280	47.810	3:08.830		18:23:23.795	10		2:13.891	44.008	49.640	40.243		18:22:34.282
11		2:23.775	48.189	55.001	40.585		18:25:47.570	11		2:10.919	45.081	47.559	38.279		18:24:45.201
12		6:06.351	P 1:10.228	1:35.118	3:21.005		18:31:53.921								
13		2:16.321	47.067	49.905	39.349		18:34:10.242								
14		2:10.962	44.124	47.962	38.876		18:36:21.204								
15		2:10.622	43.865	47.774	38.983		18:38:31.826								
16		2:12.239	43.488	49.014	39.737		18:40:44.065								
17			56.906	49.726											

73

Vitor Costa

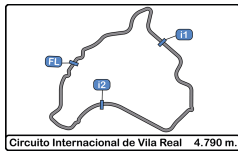
Porsche 911 Cup

Cup

Monteiros Competições

Lap	D	Time	Sector 1	Sector 2	Sector 3	T. Spd	Elapsed
1		18:00:52.321			18:00:52.321		18:00:52.321
2		2:32.612	48.780	56.376	47.456		18:03:24.933
3		2:32.098	50.632	55.350	46.116		18:05:57.031
4		2:29.259	49.718	54.131	45.410		18:08:26.290
5		2:28.292	49.486	54.668	44.138		18:10:54.582
6		2:25.537	48.703	52.901	43.933		18:13:20.119
7		2:24.945	48.428	52.277	44.240		18:15:45.064
8		2:23.395	48.096	52.346	42.953		18:18:08.459
9		2:23.752	47.957	51.650	44.145		18:20:32.211
10		2:22.699	47.707	51.924	43.068		18:22:54.910
11			55.235	1:00.809			





Circuito Internacional De Vila Real

CPV

Free Practice - 3

Lap Analysis



Circuito Internacional de Vila Real 4.790 m.

77	Mathieu Martins	Aston Martin Vantage AMR GT4	97	Ricardo Costa	Mercedes AMG GT4
GT4 Pro	Roberto Faria	Racar Motorsport	GT4 Bronze	Nuno Teixeira	NM Racing Team

Lap	D	Time	Sector 1	Sector 2	Sector 3	T. Spd	Elapsed	Lap	D	Time	Sector 1	Sector 2	Sector 3	T. Spd	Elapsed
1		18:08:10.113 P			18:08:10.113		18:08:10.113	1		18:00:44.718 P			18:00:44.718		18:00:44.718
2		2:26.000	49.591	54.501	41.908		18:10:36.113	2		4:39.025 P	48.076	57.526	2:53.423		18:05:23.743
3		2:09.156	44.690	46.735	37.731		18:12:45.269	3		2:10.897	43.639	47.766	39.492		18:07:34.640
4		2:06.900	44.709	45.479	36.712		18:14:52.169	4		2:10.227	45.258	46.784	38.185		18:09:44.867
5		2:06.091	43.254	45.438	37.399		18:16:58.260	5		2:07.700	42.948	46.616	38.136		18:11:52.567
6		2:57.462	1:27.311	49.373	40.778		18:19:55.722	6		2:11.304	43.609	47.866	39.829		18:14:03.871
7		2:05.158	42.264	45.124	37.770		18:22:00.880	7		2:08.005	43.007	46.654	38.344		18:16:11.876
8		2:02.566	41.417	44.799	36.350		18:24:03.446	8		2:08.689	42.802	46.979	38.908		18:18:20.565
9		7:36.702 P	42.256	46.448	6:07.998		18:31:40.148	9		2:07.372	42.950	47.160	37.262		18:20:27.937
10		2:05.876	42.491	46.270	37.115		18:33:46.024	10		2:07.412	42.678	46.874	37.860		18:22:35.349
11		2:05.526	41.851	45.711	37.964		18:35:51.550	11		8:54.564 P	45.083	46.977	7:22.504		18:31:29.913
12		2:02.818	41.392	45.054	36.372		18:37:54.368	12		2:08.460	42.817	47.815	37.828		18:33:38.373
13		2:03.939	41.216	45.013	37.710		18:39:58.307	13		2:06.943	42.620	46.918	37.405		18:35:45.316

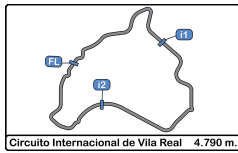
78	Henrique V. Oliveira	Aston Martin Vantage AMR GT4	125	Simon Moore	Ginetta G55
GT4 Pro	Luca Savu	Racar Motorsport	GTX	Thomas Roche	Tockwith Motorsports

Lap	D	Time	Sector 1	Sector 2	Sector 3	T. Spd	Elapsed	Lap	D	Time	Sector 1	Sector 2	Sector 3	T. Spd	Elapsed
1		18:00:39.746 P			18:00:39.746		18:00:39.746	1		18:00:26.336 P			18:00:26.336		18:00:26.336
2		2:32.750	48.539	55.225	48.986		18:03:12.496	2		2:39.169	51.504	1:01.099	46.566		18:03:05.505
3		2:22.898	48.251	53.304	41.343		18:05:35.394	3		2:38.129	52.728	57.396	48.005		18:05:43.634
4		2:04.637	41.812	45.834	36.991		18:07:40.031	4		2:18.133	46.493	50.630	41.010		18:08:01.767
5		2:11.605	41.566	49.220	40.819		18:09:51.636	5		2:15.724	45.013	49.978	40.733		18:10:17.491
6		2:11.597	42.044	49.850	39.703		18:12:03.233	6		2:15.958	44.963	50.257	40.738		18:12:33.449
7		2:06.452	42.017	47.199	37.236		18:14:09.685	7		2:15.997	45.338	49.963	40.696		18:14:49.446
8		2:15.795	41.558	47.184	47.053		18:16:25.480	8		4:57.397 P	46.704	54.511	3:16.182		18:19:46.843
9		2:06.598	42.413	45.894	38.291		18:18:32.078	9		2:15.449	44.692	50.488	40.269		18:22:02.292
10		4:06.930 P	43.771	46.624	2:36.535		18:22:39.008	10		2:12.576	44.431	47.897	40.248		18:24:14.868
11		2:07.890	42.925	46.613	38.352		18:24:46.898	11		7:39.921 P	44.153	48.075	6:07.693		18:31:54.789
12		7:05.835 P	42.160	47.235	5:36.440		18:31:52.733	12		2:17.824	46.924	51.443	39.457		18:34:12.613
13		2:13.603	47.542	48.658	37.403		18:34:06.336	13		2:11.121	44.173	47.423	39.525		18:36:23.734
14		2:06.204	41.946	46.314	37.944		18:36:12.540	14		2:10.385	43.742	47.429	39.214		18:38:34.119
15		2:05.191	42.394	45.868	36.929		18:38:17.731	15		2:11.839	44.032	47.768	40.039		18:40:45.958
16		2:10.153	42.592	47.915	39.646		18:40:27.884	16			59.711	56.505			
17			49.517	58.045											

79	Vasco Oliveira	Aston Martin Vantage AMR GT4 EVO			
GT4 Bronze	Francisco Carvalho	Racar Motorsport			

Lap	D	Time	Sector 1	Sector 2	Sector 3	T. Spd	Elapsed
1		18:00:36.009 P			18:00:36.009		18:00:36.009
2		2:34.533	49.278	55.895	49.360		18:03:10.542
3		2:21.103	44.178	57.823	39.102		18:05:31.645
4		2:06.874	42.085	46.858	37.931		18:07:38.519
5		2:08.606	42.592	48.143	37.871		18:09:47.125
6		2:06.594	41.779	45.874	38.941		18:11:53.719
7		2:13.960	50.183	46.028	37.749		18:14:07.679
8		2:13.660	41.644	47.665	44.351		18:16:21.339
9		2:18.009	41.832	47.318	48.859		18:18:39.348
10		4:20.731 P	42.865	49.104	2:48.762		18:23:00.079
11		2:14.451	47.729	47.536	39.186		18:25:14.530
12		6:23.310 P	45.007	56.620	4:41.683		18:31:37.840
13		2:10.086	45.547	46.301	38.238		18:33:47.926
14		2:05.552	42.251	45.578	37.723		18:35:53.478
15			42.242	1:26.285			





Circuito Internacional De Vila Real

CPV

Free Practice - 3

Lap Analysis



128 Gracie Mitchell Ginetta G55 **777** Pedro Bastos Rezende Aston Martin Vantage AMR GT4

GTX Luca Staccini							Tockwith Motorsports GT4 AM Ruben Vaquinhas							Gianfranco Motorsport									
Lap	D	Time	Sector 1	Sector 2	Sector 3	T. Spd	Elapsed	Lap	D	Time	Sector 1	Sector 2	Sector 3	T. Spd	Elapsed	Lap	D	Time	Sector 1	Sector 2	Sector 3	T. Spd	Elapsed
1		18:00:24.665	P				18:00:24.665	1		18:00:48.365	P				18:00:48.365			18:00:48.365					18:00:48.365
2		2:39.126	52.449	1:00.741	45.936		18:03:03.791	2		2:33.189	47.189	55.702	50.298		18:03:21.554								18:03:21.554
3		2:37.619	53.435	56.021	48.163		18:05:41.410	3		2:20.916	46.993	48.985	44.938		18:05:42.470								18:05:42.470
4		2:15.307	45.851	48.965	40.491		18:07:56.717	4		2:15.019	45.218	49.262	40.539		18:07:57.489								18:07:57.489
5		2:17.258	44.633	48.271	44.354		18:10:13.975	5		2:13.670	44.627	48.867	40.176		18:10:11.159								18:10:11.159
6		2:12.995	44.860	48.015	40.120		18:12:26.970	6		2:12.953	44.612	48.606	39.735		18:12:24.112								18:12:24.112
7		2:14.377	44.456	49.307	40.614		18:14:41.347	7		2:23.340	45.279	53.597	44.464		18:14:47.452								18:14:47.452
8		2:12.353	43.987	48.249	40.117		18:16:53.700	8		2:12.225	44.492	48.025	39.708		18:16:59.677								18:16:59.677
9		4:04.470	P	48.643	53.931	2:21.596	18:20:57.870	9		4:22.498	P	44.923	50.102	2:47.473	18:21:22.175								18:21:22.175
10		2:22.051	45.907	51.763	44.381		18:23:19.921	10		2:19.283	44.541	51.795	42.947		18:23:41.458								18:23:41.458
11		2:21.828	48.017	51.304	42.507		18:25:41.749	11		2:21.100	46.143	50.637	44.320		18:26:02.558								18:26:02.558
12		6:14.000	P	58.652	1:08.480	4:06.868	18:31:55.749	12		5:38.709	P	1:04.944	1:26.338	3:07.427	18:31:41.267								18:31:41.267
13		2:20.560	47.026	51.956	41.578		18:34:16.309	13		2:14.526	44.551	49.148	40.827		18:33:55.793								18:33:55.793
14		2:19.827	47.628	50.200	41.999		18:36:36.136	14		2:16.232	45.491	49.728	41.013		18:36:12.025								18:36:12.025
15		2:21.142	46.675	50.381	44.086		18:38:57.278	15		2:16.196	45.833	49.370	40.993		18:38:28.221								18:38:28.221
16		2:15.898	46.116	48.958	40.824		18:41:13.176	16		2:14.859	45.220	49.106	40.533		18:40:43.080								18:40:43.080
17			54.384	56.985				17			57.665	58.536											

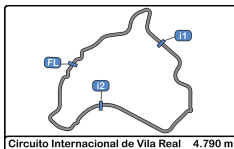
430 Adam Fawsitt Porsche 911 Cup **888** Bruno Pires Porsche Cayman CS RS

Cup Pedro Raposo							Protech Motorsport GT4 Pro- Patrick Cunha							Velo Motorsport									
Lap	D	Time	Sector 1	Sector 2	Sector 3	T. Spd	Elapsed	Lap	D	Time	Sector 1	Sector 2	Sector 3	T. Spd	Elapsed	Lap	D	Time	Sector 1	Sector 2	Sector 3	T. Spd	Elapsed
1		18:00:33.747	P				18:00:33.747	1		18:00:30.196	P				18:00:30.196			18:00:30.196					18:00:30.196
2		2:30.745	51.202	54.937	44.606		18:03:04.492	2		2:36.020	49.058	1:00.316	46.646		18:03:06.216								18:03:06.216
3		2:14.956	46.574	47.945	40.437		18:05:19.448	3		2:14.780	47.034	47.319	40.427		18:05:20.996								18:05:20.996
4		2:14.390	45.260	48.537	40.593		18:07:33.838	4		2:11.482	43.831	48.616	39.035		18:07:32.478								18:07:32.478
5		2:18.361	47.003	49.727	41.631		18:09:52.199	5		2:07.207	42.178	46.635	38.394		18:09:39.685								18:09:39.685
6		2:12.364	45.024	47.500	39.840		18:12:04.563	6		2:06.834	42.580	46.178	38.076		18:11:46.519								18:11:46.519
7		2:11.759	45.786	46.629	39.344		18:14:16.322	7		2:06.873	42.274	46.531	38.068		18:13:53.392								18:13:53.392
8		2:12.762	44.337	47.353	41.072		18:16:29.084	8		2:11.825	42.075	46.395	43.355		18:16:05.217								18:16:05.217
9		2:11.085	44.612	46.888	39.585		18:18:40.169	9		2:14.234	45.660	49.552	39.022		18:18:19.451								18:18:19.451
10		2:15.463	45.127	48.721	41.615		18:20:55.632	10		4:44.173	P	42.339	47.551	3:14.283	18:23:03.624								18:23:03.624
11		11:07.816	P	45.685	48.557	9:33.574	18:32:03.448	11		2:25.627	50.002	53.473	42.152		18:25:29.251								18:25:29.251
12		2:43.355	54.379	1:01.100	47.876		18:34:46.803	12		6:22.874	P	49.234	1:05.361	4:28.279	18:31:52.125								18:31:52.125
13		2:27.296	49.562	53.628	44.106		18:37:14.099	13		4:18.355	P	1:11.440	53.953	2:12.962	18:36:10.480								18:36:10.480
14		2:26.948	48.548	52.990	45.410		18:39:41.047	14		2:06.184	41.722	46.474	37.988		18:38:16.664								18:38:16.664
15		2:27.356	49.116	53.794	44.446		18:42:08.403	15		2:03.888	41.511	45.380	36.997		18:40:20.552								18:40:20.552
16			55.608	1:09.335				16			52.157	1:01.866											

707 António Lopes Aston Martin Vantage AMR GT4

GT4 AM Filipe Videira							Racar Motorsport								
Lap	D	Time	Sector 1	Sector 2	Sector 3	T. Spd	Elapsed	Lap	D	Time	Sector 1	Sector 2	Sector 3	T. Spd	Elapsed
1		18:00:28.208	P				18:00:28.208								18:00:28.208
2		2:50.699	57.085	1:04.476	49.138		18:03:18.907								18:03:18.907
3		2:34.955	52.736	55.996	46.223		18:05:53.862								18:05:53.862
4		6:46.456	P	51.435	54.390	5:00.631	18:12:40.318								18:12:40.318
5		2:28.775	50.030	54.241	44.504		18:15:09.093								18:15:09.093
6		2:25.407	48.196	52.996	44.215		18:17:34.500								18:17:34.500
7		2:30.909	52.526	54.292	44.091		18:20:05.409								18:20:05.409
8		2:25.989	47.863	53.790	44.336		18:22:31.398								18:22:31.398
9		9:12.247	P	53.795	53.563	7:24.889	18:31:43.645								18:31:43.645
10		2:41.471	54.131	1:00.461	46.879		18:34:25.116								18:34:25.116
11		2:37.789	53.010	57.565	47.214		18:37:02.905								18:37:02.905
12		2:37.742	51.956	57.109	48.677		18:39:40.647								18:39:40.647
13		2:36.038	52.085	57.212	46.741		18:42:16.685								18:42:16.685
14			51.795	1:00.841											





Circuito Internacional De Vila Real

CPV

Free Practice - 3

Best Sectors Results



Sector - 1			Sector - 2			Sector - 3			Ideal Lap vs Best Lap		
Clas	Nº Driver	Time	Nº Driver	Time	Nº Driver	Time	Clas	Nº Driver	Ideal Lap	Best Lap	Clas
1	4 Machado - Lobato	40.679	5 Pires - Salvador	44.626	5 Pires - Salvador	35.855	1	5 Pires - Salvador	2:01.538	2:01.823	1
2	16 Azevedo - Batina	40.829	4 Machado - Lobato	44.678	26 Mora - Abreu	36.281	2	4 Machado - Lobato	2:01.668	2:01.971	2
3	26 Mora - Abreu	40.989	77 Martins - Faria	44.799	4 Machado - Lobato	36.311	3	77 Martins - Faria	2:02.365	2:02.566	3
4	5 Pires - Salvador	41.057	26 Mora - Abreu	45.120	77 Martins - Faria	36.350	4	26 Mora - Abreu	2:02.390	2:02.928	4
5	77 Martins - Faria	41.216	888 Pires - Cunha	45.380	16 Azevedo - Batina	36.822	5	16 Azevedo - Batina	2:03.218	2:03.746	5
6	888 Pires - Cunha	41.511	16 Azevedo - Batina	45.567	78 Oliveira - Savu	36.929	6	888 Pires - Cunha	2:03.888	2:03.888	6
7	78 Oliveira - Savu	41.558	79 Oliveira - Carvalho	45.578	888 Pires - Cunha	36.997	7	78 Oliveira - Savu	2:04.321	2:04.637	7
8	79 Oliveira - Carvalho	41.644	78 Oliveira - Savu	45.834	97 Costa - Teixeira	37.262	8	79 Oliveira - Carvalho	2:04.945	2:05.552	8
9	007 Pereira - Araújo	41.899	007 Pereira - Araújo	46.035	2 Simões - Camelo	37.365	9	007 Pereira - Araújo	2:06.008	2:06.008	9
10	97 Costa - Teixeira	42.190	33 Rui Miritta	46.215	33 Rui Miritta	37.706	10	97 Costa - Teixeira	2:06.032	2:06.844	10
11	33 Rui Miritta	42.339	97 Costa - Teixeira	46.580	79 Oliveira - Carvalho	37.723	11	33 Rui Miritta	2:06.260	2:07.212	11
12	38 Macedo - Calheiros	43.017	430 Fawsitt - Paiva Raposo	46.629	007 Pereira - Araújo	38.074	12	2 Simões - Camelo	2:08.040	2:08.294	12
13	2 Simões - Camelo	43.463	58 Nabais - Nabais	46.956	58 Nabais - Nabais	38.279	13	38 Macedo - Calheiros	2:08.611	2:08.638	13
14	58 Nabais - Nabais	43.521	38 Macedo - Calheiros	47.120	38 Macedo - Calheiros	38.474	14	58 Nabais - Nabais	2:08.756	2:09.523	14
15	47 Oliveira - Silva	43.678	2 Simões - Camelo	47.212	47 Oliveira - Silva	39.187	15	47 Oliveira - Silva	2:10.273	2:10.273	15
16	125 Moore - Roche	43.742	47 Oliveira - Silva	47.408	125 Moore - Roche	39.214	16	430 Fawsitt - Paiva Raposo	2:10.310	2:11.085	16
17	128 Mitchell - Staccini	43.987	125 Moore - Roche	47.423	430 Fawsitt - Paiva Raposo	39.344	17	125 Moore - Roche	2:10.379	2:10.385	17
18	430 Fawsitt - Paiva Raposo	44.337	128 Mitchell - Staccini	48.015	777 Bastos Rezende - Vaquinhas	39.708	18	128 Mitchell - Staccini	2:12.119	2:12.353	19
19	777 Bastos Rezende - Vaquinhas	44.492	777 Bastos Rezende - Vaquinhas	48.025	128 Mitchell - Staccini	40.117	19	777 Bastos Rezende - Vaquinhas	2:12.225	2:12.225	18
20	73 Vitor Costa	47.707	73 Vitor Costa	51.650	73 Vitor Costa	42.953	20	73 Vitor Costa	2:22.310	2:22.699	20
21	707 Lopes - Videira	47.863	707 Lopes - Videira	52.996	707 Lopes - Videira	44.091	21	707 Lopes - Videira	2:24.950	2:25.407	21





Circuito Internacional De Vila Real

CPV

Free Practice - 3

Best 5 Lap Times



Circuito Internacional de Vila Real - 4.790 m

Cl	Nº Entrant/Team	Nat	Driver 1	Nat	Driver 2	Nat	Vehicle	Cat	Cl	Best 1		Best 2		Best 3		Best 4		Best 5	
										Time	Lap	Time	Lap	Time	Lap	Time	Lap	Time	Lap
1	5 Speedy Motorsport	PT	José Carlos Pires	PT	Pedro Salvador	PT	Toyota GR Supra GT4 EVO2	GT4 Pro	1	2:01.823	10	2:02.310	9	2:02.749	5	2:02.952	4	2:03.914	8
2	4 Speedy Motorsport	PT	César Machado	PT	Rafael Lobato	PT	Toyota GR Supra GT4 EVO2	GT4 Pro	2	2:01.971	11	2:02.434	5	2:02.909	8	2:02.997	3	2:06.111	7
3	77 Racar Motorsport	PT	Mathieu Martins	FR	Roberto Faria	BR	Aston Martin Vantage AMR GT4	GT4 Pro	3	2:02.566	8	2:02.818	12	2:05.158	7	2:05.876	10	2:06.091	5
4	26 Toyota Gazoo Racing Caetano Portugal	PT	Francisco Mora	PT	Francisco Abreu	PT	Toyota GR Supra GT4 EVO2	GT4 Pro	4	2:02.928	9	2:03.157	14	2:03.191	10	2:03.338	13	2:03.908	12
5	16 Orlando Batina	PT	Sérgio Azevedo	PT	Orlando Batina	PT	Toyota GR Supra GT4 EVO2	GT4 Pro-	1	2:03.746	14	2:06.202	11	2:07.601	10	2:07.975	6	2:08.348	8
6	888 Veloso Motorsport	PT	Bruno Pires	PT	Patrick Cunha	PT	Porsche Cayman CS RS	GT4 Pro-	2	2:03.888	15	2:06.184	14	2:06.834	6	2:06.873	7	2:07.207	5
7	78 Racar Motorsport	PT	Henrique V. Oliveira	PT	Luca Savu	ROU	Aston Martin Vantage AMR GT4	GT4 Pro	5	2:04.637	4	2:05.191	15	2:06.204	14	2:06.452	7	2:06.598	9
8	79 Racar Motorsport	PT	Vasco Oliveira	PT	Francisco Carvalho	PT	Aston Martin Vantage AMR GT4 EVO	GT4 Bro	1	2:05.552	14	2:06.594	6	2:06.874	4	2:08.606	5	2:10.086	13
9	007 Santogal - Araújo Competição	PT	Bruno Pereira	PT	Gonçalo Araújo	PT	Aston Martin Vantage AMR GT4 EVO	GT4 Pro-	3	2:06.008	13	2:08.141	6	2:08.724	8	2:09.128	9	2:09.630	5
10	97 NM Racing Team	ES	Ricardo Costa	PT	Nuno Teixeira	PT	Mercedes AMG GT4	GT4 Bro	2	2:06.844	15	2:06.943	13	2:06.981	14	2:07.412	10	2:07.700	5
11	33 Monteiros Competições	PT	Rui Miritta	PT			Porsche 911 Cup	Cup	1	2:07.212	6	2:07.749	5	2:08.069	15	2:08.083	7	2:09.367	8
12	2 Speedy Motorsport	PT	Pompeu Simões	PT	Duarte Camelo	PT	Porsche Cayman CS	GTX	1	2:08.294	8	2:10.232	7	2:11.150	6	2:11.248	5	2:11.353	3
13	38 Veloso Motorsport	PT	Paulo Macedo	PT	Luís Calheiros	PT	Porsche Cayman CS RS	GT4 Bro	3	2:08.638	9	2:09.642	7	2:10.179	6	2:10.622	15	2:10.698	5
14	58 Miguel Nabais	PT	Miguel Nabais	PT	André Nabais	PT	Toyota GR Supra GT4 EVO2	GT4 Bro	4	2:09.523	8	2:10.199	6	2:10.919	11	2:12.241	4	2:12.284	5
15	47 Monteiros Competições	PT	Henrique M. Oliveira	PT	Ruben Silva	PT	BMW M4 GT4 (F82)	GTX	2	2:10.273	9	2:12.251	5	2:12.616	8	2:14.542	13	2:16.856	4
16	125 Simon Moore	GB	Simon Moore	GB	Thomas Roche	GB	Ginetta G55	GTX	3	2:10.385	14	2:11.121	13	2:11.839	15	2:12.576	10	2:15.449	9
17	430 Protech Motorsport	PT	Adam Fawsitt	GB	Pedro Raposo	GB	Porsche 911 Cup	Cup	2	2:11.085	9	2:11.759	7	2:12.364	6	2:12.762	8	2:14.390	4
18	777 Ruben Vaquinhas	PT	Pedro Bastos Rezende	PT	Ruben Vaquinhas	PT	Aston Martin Vantage AMR GT4	GT4 AM	1	2:12.225	8	2:12.953	6	2:13.670	5	2:14.526	13	2:14.859	16
19	128 Gracie Mitchell	GB	Gracie Mitchell	GB	Luca Staccini	IT	Ginetta G55	GTX	4	2:12.353	8	2:12.995	6	2:14.377	7	2:15.307	4	2:15.898	16
20	73 Monteiros Competições	PT	Vitor Costa	PT			Porsche 911 Cup	Cup	3	2:22.699	10	2:23.395	8	2:23.752	9	2:24.945	7	2:25.537	6
21	707 António Lopes	PT	António Lopes	PT	Filipe Videira	PT	Aston Martin Vantage AMR GT4	GT4 AM	2	2:25.407	6	2:25.989	8	2:28.775	5	2:30.909	7	2:34.955	3





Circuito Internacional De Vila Real

CPV

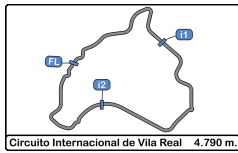
Free Practice - 3

Fastest Laps Sequence



Lap	Time of Day	Session Time	Nº Entrant/Team	Nat	Driver 1	Nat	Driver 2	Nat	Vehicle	Cat	Time	Km/h
2	18:02:34.598	32:34.598	26 Toyota Gazoo Racing Caetano Portugal		Francisco Mora		Francisco Abreu		Toyota GR Supra GT4 EVO2	GT4 Pro	2:19.983	123.1
3	18:04:39.709	34:39.709	26 Toyota Gazoo Racing Caetano Portugal		Francisco Mora		Francisco Abreu		Toyota GR Supra GT4 EVO2	GT4 Pro	2:05.111	137.8
3	18:04:55.468	34:55.468	5 Speedy Motorsport		José Carlos Pires		Pedro Salvador		Toyota GR Supra GT4 EVO2	GT4 Pro	2:04.798	138.1
3	18:05:04.408	35:04.408	4 Speedy Motorsport		César Machado		Rafael Lobato		Toyota GR Supra GT4 EVO2	GT4 Pro	2:02.997	140.1
4	18:06:58.420	36:58.420	5 Speedy Motorsport		José Carlos Pires		Pedro Salvador		Toyota GR Supra GT4 EVO2	GT4 Pro	2:02.952	140.2
5	18:09:01.169	39:01.169	5 Speedy Motorsport		José Carlos Pires		Pedro Salvador		Toyota GR Supra GT4 EVO2	GT4 Pro	2:02.749	140.4
5	18:09:17.237	39:17.237	4 Speedy Motorsport		César Machado		Rafael Lobato		Toyota GR Supra GT4 EVO2	GT4 Pro	2:02.434	140.8
9	18:20:40.341	50:40.341	5 Speedy Motorsport		José Carlos Pires		Pedro Salvador		Toyota GR Supra GT4 EVO2	GT4 Pro	2:02.310	140.9
10	18:22:42.164	52:42.164	5 Speedy Motorsport		José Carlos Pires		Pedro Salvador		Toyota GR Supra GT4 EVO2	GT4 Pro	2:01.823	141.5





Circuito Internacional De Vila Real

CPV

Free Practice - 3

Pit Stop Analysis



2 Pompeu Simões Porsche Cayman CS

GTX		Duarte Camelo		Speedy Motorsport			
Nº	In Day Time	In Time	Out Time	Pit Time	T. Pit Time	Handicap	Diff.
1	18:20:13.194	18:20:13.194	18:22:29.442	2:16.248	2:16.248		
2	18:26:56.245	18:26:56.245	18:31:45.003	4:48.758	7:05.006		

4 César Machado Toyota GR Supra GT4 EVO2

GT4 Pro		Rafael Lobato		Speedy Motorsport			
Nº	In Day Time	In Time	Out Time	Pit Time	T. Pit Time	Handicap	Diff.
1	18:11:31.117	18:11:31.117	18:13:36.095	2:04.978	2:04.978		
2	18:26:08.224	18:26:08.224	18:31:49.183	5:40.959	7:45.937		
3	18:33:52.844	18:33:52.844	18:34:20.769	27.925	8:13.862		

5 José Carlos Pires Toyota GR Supra GT4 EVO2

GT4 Pro		Pedro Salvador		Speedy Motorsport			
Nº	In Day Time	In Time	Out Time	Pit Time	T. Pit Time	Handicap	Diff.
1	18:11:08.697	18:11:08.697	18:14:20.130	3:11.433	3:11.433		
2	18:24:59.437	18:24:59.437	18:31:47.328	6:47.891	9:59.324		

16 Sérgio Azevedo Toyota GR Supra GT4 EVO2

GT4 Pro-Bro		Orlando Batina		Batina Racing			
Nº	In Day Time	In Time	Out Time	Pit Time	T. Pit Time	Handicap	Diff.
1	18:18:28.868	18:18:28.868	18:21:12.216	2:43.348	2:43.348		
2	18:28:11.809	18:28:11.809	18:31:27.767	3:15.958	5:59.306		

26 Francisco Mora Toyota GR Supra GT4 EVO2

GT4 Pro		Francisco Abreu		Toyota Gazoo Racing Caetano Portugal			
Nº	In Day Time	In Time	Out Time	Pit Time	T. Pit Time	Handicap	Diff.
1	18:12:56.021	18:12:56.021	18:14:55.657	1:59.636	1:59.636		

33 Rui Miritta Porsche 911 Cup

Cup		Monteiros Competições					
Nº	In Day Time	In Time	Out Time	Pit Time	T. Pit Time	Handicap	Diff.
1	18:20:52.783	18:20:52.783	18:23:59.752	3:06.969	3:06.969		
2	18:26:31.416	18:26:31.416	18:32:45.389	6:13.973	9:20.942		

38 Paulo Macedo Porsche Cayman CS RS

GT4 Bronze		Luís Calheiros		Velo Motorsport			
Nº	In Day Time	In Time	Out Time	Pit Time	T. Pit Time	Handicap	Diff.
1	18:20:54.467	18:20:54.467	18:23:23.795	2:29.328	2:29.328		
2	18:29:44.517	18:29:44.517	18:31:53.921	2:09.404	4:38.732		

47 Henrique M. Oliveira BMW M4 GT4 (F82)

GTX		Ruben Silva		Monteiros Competições			
Nº	In Day Time	In Time	Out Time	Pit Time	T. Pit Time	Handicap	Diff.
1	18:12:16.175	18:12:16.175	18:16:13.540	3:57.365	3:57.365		
2	18:25:10.997	18:25:10.997	18:32:01.132	6:50.135	10:47.500		

58 Miguel Nabais Toyota GR Supra GT4 EVO2

GT4 Bronze		André Nabais		Gianfranco Motorsport - Nabais			
Nº	In Day Time	In Time	Out Time	Pit Time	T. Pit Time	Handicap	Diff.
1	18:18:19.659	18:18:19.659	18:20:20.391	2:00.732	2:00.732		

77 Mathieu Martins Aston Martin Vantage AMR GT4

GT4 Pro		Roberto Faria		Racar Motorsport			
Nº	In Day Time	In Time	Out Time	Pit Time	T. Pit Time	Handicap	Diff.
1	18:26:06.901	18:26:06.901	18:31:40.148	5:33.247	5:33.247		

78 Henrique V. Oliveira Aston Martin Vantage AMR GT4

GT4 Pro		Luca Savu		Racar Motorsport			
Nº	In Day Time	In Time	Out Time	Pit Time	T. Pit Time	Handicap	Diff.
1	18:20:35.578	18:20:35.578	18:22:39.008	2:03.430	2:03.430		
2	18:26:57.650	18:26:57.650	18:31:52.733	4:55.083	6:58.513		

79 Vasco Oliveira Aston Martin Vantage AMR GT4 EVO

GT4 Bronze		Francisco Carvalho		Racar Motorsport			
Nº	In Day Time	In Time	Out Time	Pit Time	T. Pit Time	Handicap	Diff.
1	18:20:49.862	18:20:49.862	18:23:00.079	2:10.217	2:10.217		
2	18:27:39.608	18:27:39.608	18:31:37.840	3:58.232	6:08.449		

125 Simon Moore Ginetta G55

GTX		Thomas Roche		Tockwith Motorsports			
Nº	In Day Time	In Time	Out Time	Pit Time	T. Pit Time	Handicap	Diff.
1	18:17:09.592	18:17:09.592	18:19:46.843	2:37.251	2:37.251		
2	18:26:32.817	18:26:32.817	18:31:54.789	5:21.972	7:59.223		

128 Gracie Mitchell Ginetta G55

GTX		Luca Staccini		Tockwith Motorsports			
Nº	In Day Time	In Time	Out Time	Pit Time	T. Pit Time	Handicap	Diff.
1	18:19:14.839	18:19:14.839	18:20:57.870	1:43.031	1:43.031		
2	18:28:41.134	18:28:41.134	18:31:55.749	3:14.615	4:57.646		

430 Adam Fawsitt Porsche 911 Cup

Cup		Pedro Raposo		Protech Motorsport			
Nº	In Day Time	In Time	Out Time	Pit Time	T. Pit Time	Handicap	Diff.
1	18:23:06.065	18:23:06.065	18:32:03.448	8:57.383	8:57.383		

707 António Lopes Aston Martin Vantage AMR GT4

GT4 AM		Filipe Videira		Racar Motorsport			
Nº	In Day Time	In Time	Out Time	Pit Time	T. Pit Time	Handicap	Diff.
1	18:08:20.164	18:08:20.164	18:12:40.318	4:20.154	4:20.154		
2	18:24:58.369	18:24:58.369	18:31:43.645	6:45.276	11:05.430		

777 Pedro Bastos Rezende Aston Martin Vantage AMR GT4

GT4 AM		Ruben Vaquinhas		Gianfranco Motorsport			
Nº	In Day Time	In Time	Out Time	Pit Time	T. Pit Time	Handicap	Diff.
1	18:19:11.109	18:19:11.109	18:21:22.175	2:11.066	2:11.066		
2	18:29:45.950	18:29:45.950	18:31:41.267	1:55.317	4:06.383		

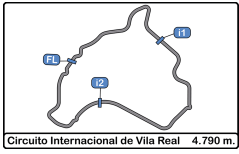
888 Bruno Pires Porsche Cayman CS RS

GT4 Pro-Bro		Patrick Cunha		Velo Motorsport			
Nº	In Day Time	In Time	Out Time	Pit Time	T. Pit Time	Handicap	Diff.
1	18:20:26.344	18:20:26.344	18:23:03.624	2:37.280	2:37.280		
2	18:28:17.268	18:28:17.268	18:31:52.125	3:34.857	6:12.137		
3	18:34:35.076	18:34:35.076	18:36:10.480	1:35.404	7:47.541		

007 Bruno Pereira Aston Martin Vantage AMR GT4 EVO

GT4 Pro-Bro		Gonçalo Araújo		Araújo Competição			
Nº	In Day Time	In Time	Out Time	Pit Time	T. Pit Time	Handicap	Diff.
1	18:24:45.064	18:24:45.064	18:31:34.598	6:49.534	6:49.534		





Circuito Internacional De Vila Rea

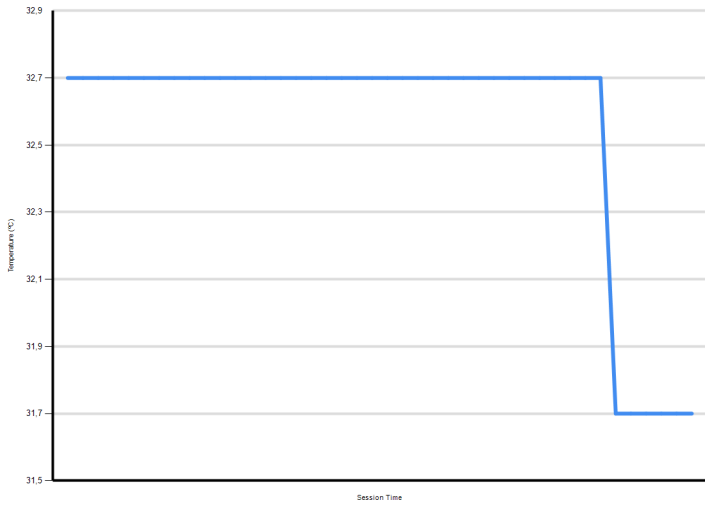
CPV

Free Practice - 3

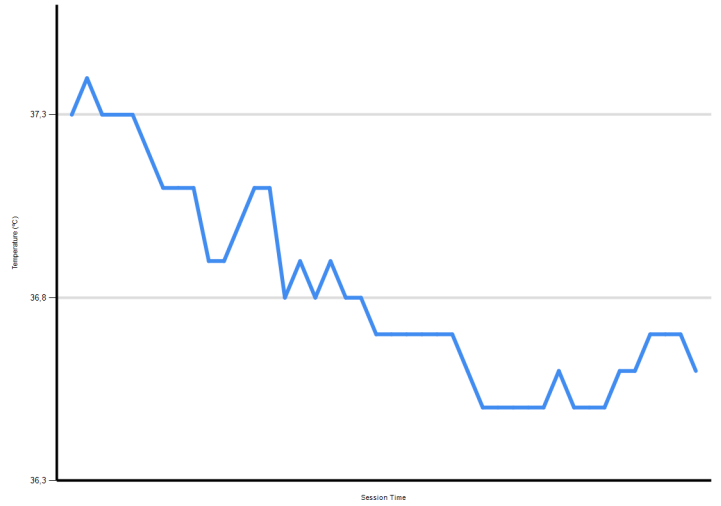
Weather Report



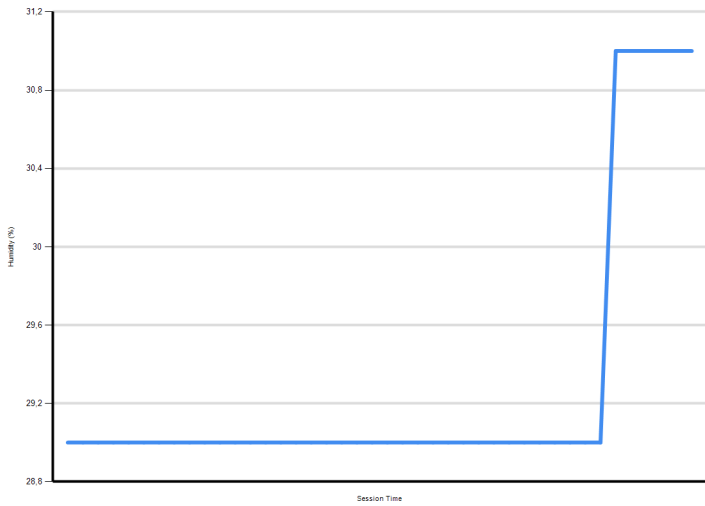
Air Temperature




Track Temperature




Humidity



Pressure



Wind Speed



Wind direction

