

# Circuito Internacional De Vila Real

## CPVC

### Qualifying

#### Provisional Results



Circuito Internacional de Vila Real - 4.790 m.

Cls	Nº	Entrant/Team	Nat	Driver 1	Nat	Driver 2	Nat	Vehicle	Cat	Cls	Laps	Best	Time	Gap	Interval	Km/h
1	88	LOB - MOTORSPORT		Luis Delgado				PORSCHE 911 TURBO	G5	1	8	6	2:08.675			134.0
2	3	Joao M. Silva		Joao M. Silva				PORSCHE 911 RS	H75	1	7	5	2:10.454	1.779	1.779	132.1
3	14	João Novo		João Novo				FORD ESCORT RS 1600	G5	2	9	3	2:13.451	4.776	2.997	129.2
4	2	Rui Costa		Rui Costa				FORD ESCORT MK II	H75	2	8	8	2:13.776	5.101	0.325	128.9
5	24	António Soares		António Soares				FORD ESCORT RS 1600	H75	3	13	13	2:15.703	7.028	1.927	127.0
6	20	Rui Alves		Rui Alves				FORD ESCORT RS 1600	H75	4	5	5	2:17.218	8.543	1.515	125.6
7	10	Bruno Santos		Bruno Santos				PORSCHE 911 RS	H75	5	9	8	2:17.897	9.222	0.679	125.0
8	44	Cláudio Vieira		Cláudio Vieira				PORSCHE 911 RS	H75	6	7	6	2:19.227	10.552	1.330	123.8
9	67	Marco Pinto		Carlos Fernandes		Marco Pinto		MAZDA CAPELLA	G5	3	11	9	2:23.563	14.888	4.336	120.1
10	33	João Cruz		João Cruz				Ford Anglia de Luxe	G5	4	5	3	2:26.995	18.320	3.432	117.3
11	34	Carlos Santos		Carlos Santos				FORD ESCORT MK I	H71	1	6	4	2:27.932	19.257	0.937	116.5
12	8	Luis Nunes		Luis Nunes				FORD ESCORT RS 2000	G5	5	5	3	2:27.961	19.286	0.029	116.5
13	55	Domingos Bourbon Sousa Coutinho		Domingos Bourbon Sousa				BMW 2800 CS	H71	2	7	6	2:28.211	19.536	0.250	116.3
14	5	Pedro Poças		Pedro Poças				Porsche 924	H81	1	10	10	2:29.028	20.353	0.817	115.7
15	54	Manuel Telles Almeida		Manuel Telles Almeida				FORD ESCORT RS 2000	G1-3	1	8	4	2:30.917	22.242	1.889	114.2
16	99	Manuel Teixeira		Manuel Teixeira				PORSCHE 911 RS	H75	7	9	9	2:31.201	22.526	0.284	114.0
17	21	Nuno Augusto		Nuno Augusto				FORD ESCORT MK I	G5	6	8	8	2:31.748	23.073	0.547	113.6
18	26	Agostinho Costa		Agostinho Costa		Pedro Carvalho		FORD ESCORT MK II	H81	2	12	12	2:33.187	24.512	1.439	112.5

Published at:.....

Track Temp: 38,4 °C Air Temp: 32,7 °C Humidity: 29 % Track Status: DRY

Race Director:

Fátima Carrasqueira

DC PT25/0072

Timekeeper:

David García

JCR-02656-ESP/M





# Circuito Internacional De Vila Real

## CPVC

### Qualifying

#### Provisional Results by Category



G5																
Cls	Nº	Entrant/Team	Nat	Driver 1	Nat	Driver 2	Nat	Vehicle	Cat	Cls	Laps	Best	Time	Gap	Interval	Km/h
1	88	LOB - MOTORSPORT		Luis Delgado				PORSCHE 911 TURBO	G5	1	8	6	2:08.675			134.0
2	14	João Novo		João Novo				FORD ESCORT RS 1600	G5	2	9	3	2:13.451	4.776	4.776	129.2
3	67	Marco Pinto		Carlos Fernandes		Marco Pinto		MAZDA CAPELLA	G5	3	11	9	2:23.563	14.888	10.112	120.1
4	33	João Cruz		João Cruz				Ford Anglia de Luxe	G5	4	5	3	2:26.995	18.320	3.432	117.3
5	8	Luis Nunes		Luis Nunes				FORD ESCORT RS 2000	G5	5	5	3	2:27.961	19.286	0.966	116.5
6	21	Nuno Augusto		Nuno Augusto				FORD ESCORT MK I	G5	6	8	8	2:31.748	23.073	3.787	113.6

H75																
Cls	Nº	Entrant/Team	Nat	Driver 1	Nat	Driver 2	Nat	Vehicle	Cat	Cls	Laps	Best	Time	Gap	Interval	Km/h
1	3	Joao M. Silva		Joao M. Silva				PORSCHE 911 RS	H75	1	7	5	2:10.454			132.1
2	2	Rui Costa		Rui Costa				FORD ESCORT MK II	H75	2	8	8	2:13.776	3.322	3.322	128.9
3	24	António Soares		António Soares				FORD ESCORT RS 1600	H75	3	13	13	2:15.703	5.249	1.927	127.0
4	20	Rui Alves		Rui Alves				FORD ESCORT RS 1600	H75	4	5	5	2:17.218	6.764	1.515	125.6
5	10	Bruno Santos		Bruno Santos				PORSCHE 911 RS	H75	5	9	8	2:17.897	7.443	0.679	125.0
6	44	Cláudio Vieira		Cláudio Vieira				PORSCHE 911 RS	H75	6	7	6	2:19.227	8.773	1.330	123.8
7	99	Manuel Teixeira		Manuel Teixeira				PORSCHE 911 RS	H75	7	9	9	2:31.201	20.747	11.974	114.0

H71																
Cls	Nº	Entrant/Team	Nat	Driver 1	Nat	Driver 2	Nat	Vehicle	Cat	Cls	Laps	Best	Time	Gap	Interval	Km/h
1	34	Carlos Santos		Carlos Santos				FORD ESCORT MK I	H71	1	6	4	2:27.932			116.5
2	55	Domingos Bourbon Sousa Coutinho		Domingos Bourbon Sousa				BMW 2800 CS	H71	2	7	6	2:28.211	0.279	0.279	116.3

H81																
Cls	Nº	Entrant/Team	Nat	Driver 1	Nat	Driver 2	Nat	Vehicle	Cat	Cls	Laps	Best	Time	Gap	Interval	Km/h
1	5	Pedro Poças		Pedro Poças				Porsche 924	H81	1	10	10	2:29.028			115.7
2	26	Agostinho Costa		Agostinho Costa		Pedro Carvalho		FORD ESCORT MK II	H81	2	12	12	2:33.187	4.159	4.159	112.5

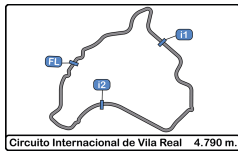
G1-3																
Cls	Nº	Entrant/Team	Nat	Driver 1	Nat	Driver 2	Nat	Vehicle	Cat	Cls	Laps	Best	Time	Gap	Interval	Km/h
1	54	Manuel Telles Almeida		Manuel Telles Almeida				FORD ESCORT RS 2000	G1-3	1	8	4	2:30.917			114.2

Published at:.....

Track Temp: 38,4 °C Air Temp: 32,7 °C Humidity: 29 % Track Status: DRY

<b>Race Director:</b>	Fátima Carrasqueira DC PT25/0072	<b>Timekeeper:</b>	David García JCR-02656-ESP/M
-----------------------	-------------------------------------	--------------------	---------------------------------





# Circuito Internacional De Vila Real

CPVC

Qualifying

Lap Analysis



**2** Rui Costa FORD ESCORT MK II **10** Bruno Santos PORSCHE 911 RS

Rui Costa						Bruno Santos									
Lap	D	Time	Sector 1	Sector 2	Sector 3	T. Spd	Elapsed	Lap	D	Time	Sector 1	Sector 2	Sector 3	T. Spd	Elapsed
1		17:15:29.705 P			17:15:29.705		17:15:29.705	1		17:15:38.141 P			17:15:38.141		17:15:38.141
2		2:33.833	1:00.766	52.134	40.933		17:18:03.538	2		2:34.312	55.405	54.296	44.611		17:18:12.453
3		2:14.193	44.887	49.241	40.065		17:20:17.731	3		2:24.022	48.162	52.716	43.144		17:20:36.475
4		2:15.585	44.873	49.594	41.118		17:22:33.316	4		2:23.597	47.341	52.602	43.654		17:23:00.072
5		2:35.768 P	48.282	55.403	5:52.083		17:30:09.084	5		2:20.790	46.974	51.493	42.323		17:25:20.862
6		2:24.149	54.250	49.119	40.780		17:32:33.233	6		2:20.252	47.049	51.233	41.970		17:27:41.114
7		10:30.204 P	46.301	49.340	8:54.563		17:43:03.437	7		2:32.880	49.111	58.994	44.775		17:30:13.994
8		2:13.776	43.637	49.245	40.894		17:45:17.213	8		2:17.897	45.713	50.442	41.742		17:32:31.891
9			1:10.478	1:17.590				9		2:32.180	48.272	51.041	52.867		17:35:04.071
								10			50.894	1:00.926			

**3** Joao M. Silva PORSCHE 911 RS **14** João Novo FORD ESCORT RS 1600

Joao M. Silva						João Novo									
Lap	D	Time	Sector 1	Sector 2	Sector 3	T. Spd	Elapsed	Lap	D	Time	Sector 1	Sector 2	Sector 3	T. Spd	Elapsed
1		17:15:53.877 P			17:15:53.877		17:15:53.877	1		17:15:39.406 P			17:15:39.406		17:15:39.406
2		2:51.381	58.534	1:09.029	43.818		17:18:45.258	2		2:23.442	51.370	51.218	40.854		17:18:02.848
3		2:15.227	44.497	47.703	43.027		17:21:00.485	3		2:13.451	44.818	48.454	40.179		17:20:16.299
4		2:12.641	44.570	47.936	40.135		17:23:13.126	4		2:14.410	45.440	48.750	40.220		17:22:30.709
5		2:10.454	43.597	47.467	39.390		17:25:23.580	5		7:47.409 P	44.757	49.493	6:13.159		17:30:18.118
6		2:36.622	58.549	54.335	43.738		17:28:00.202	6		2:14.204	44.478	48.617	41.109		17:32:32.322
7		2:12.911	43.880	47.840	41.191		17:30:13.113	7		2:24.793	45.710	48.608	50.475		17:34:57.115
8			45.147	56.153				8		10:03.318 P	44.566	50.497	8:28.255		17:45:00.433
								9		2:55.950	54.288	1:04.565	57.097		17:47:56.383
								10			1:01.449	1:03.187			

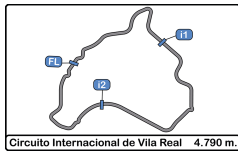
**5** Pedro Poças Porsche 924 **20** Rui Alves FORD ESCORT RS 1600

Pedro Poças						Rui Alves									
Lap	D	Time	Sector 1	Sector 2	Sector 3	T. Spd	Elapsed	Lap	D	Time	Sector 1	Sector 2	Sector 3	T. Spd	Elapsed
1		17:16:16.849 P			17:16:16.849		17:16:16.849	1		17:16:13.649 P			17:16:13.649		17:16:13.649
2		2:46.648	57.800	59.289	49.559		17:19:03.497	2		2:37.663	57.239	54.185	46.239		17:18:51.312
3		2:37.618	51.619	57.769	48.230		17:21:41.115	3		2:20.023	47.327	51.226	41.470		17:21:11.335
4		2:35.340	51.456	56.478	47.406		17:24:16.455	4		2:17.985	45.472	50.508	42.005		17:23:29.320
5		2:33.498	50.075	55.109	48.314		17:26:49.953	5		2:17.218	45.600	50.236	41.382		17:25:46.538
6		2:34.108	51.222	55.774	47.112		17:29:24.061	6			1:01.992	1:09.981			
7		2:33.133	50.714	55.562	46.857		17:31:57.194								
8		3:47.316 P	50.329	54.759	2:02.228		17:35:44.510								
9		2:43.479	54.223	58.477	50.779		17:38:27.989								
10		2:29.028	49.425	54.024	45.579		17:40:57.017								
11			49.346	55.057											

**8** Luis Nunes FORD ESCORT RS 2000 **21** Nuno Augusto FORD ESCORT MK I

Luis Nunes						Nuno Augusto									
Lap	D	Time	Sector 1	Sector 2	Sector 3	T. Spd	Elapsed	Lap	D	Time	Sector 1	Sector 2	Sector 3	T. Spd	Elapsed
1		17:16:24.181 P			17:16:24.181		17:16:24.181	1		17:15:54.898 P			17:15:54.898		17:15:54.898
2		2:45.141	1:00.273	59.498	45.370		17:19:09.322	2		2:59.857	59.487	1:08.877	51.493		17:18:54.755
3		2:27.961	48.229	54.668	45.064		17:21:37.283	3		2:37.104	52.330	57.283	47.491		17:21:31.859
4		2:34.770	50.608	56.544	47.618		17:24:12.053	4		2:38.314	52.712	58.118	47.484		17:24:10.173
5		2:31.074	49.860	57.346	43.868		17:26:43.127	5		2:37.254	51.521	57.993	47.740		17:26:47.427
6			48.274	1:26.966				6		2:38.558	53.894	58.435	46.229		17:29:25.985
								7		2:34.448	49.889	57.110	47.449		17:32:00.433
								8		2:31.748	50.093	55.472	46.183		17:34:32.181
								9			1:00.614	1:11.308			





**Circuito Internacional De Vila Real**  
**CPVC**  
**Qualifying**  
**Lap Analysis**



**24** António Soares FORD ESCORT RS 1600 **44** Cláudio Vieira PORSCHE 911 RS

António Soares							Cláudio Vieira						
Lap	D	Time	Sector 1	Sector 2	Sector 3	T. Spd	Lap	D	Time	Sector 1	Sector 2	Sector 3	T. Spd
1		17:16:22.940 P			17:16:22.940	17:16:22.940	1		17:16:11.170 P			17:16:11.170	17:16:11.170
2		3:28.583	1:14.891	1:18.843	54.849	17:19:51.523	2		2:39.471	59.335	53.301	46.835	17:18:50.641
3		2:29.619	49.894	54.499	45.226	17:22:21.142	3		2:23.692	48.780	52.003	42.909	17:21:14.333
4		2:17.595	45.348	50.276	41.971	17:24:38.737	4		2:19.924	46.031	51.077	42.816	17:23:34.257
5		2:27.323	46.288	53.915	47.120	17:27:06.060	5		2:20.176	47.359	50.735	42.082	17:25:54.433
6		2:49.124	50.626	1:04.972	53.526	17:29:55.184	6		2:19.227	46.042	49.904	43.281	17:28:13.660
7		2:17.964	45.480	49.985	42.499	17:32:13.148	7		4:21.842 P	57.462	56.559	2:27.821	17:32:35.502
8		2:28.322	44.916	56.326	47.080	17:34:41.470	8			46.722	49.741		
9		2:35.301	48.761	57.290	49.250	17:37:16.771	<b>54</b> Manuel Telles Almeida FORD ESCORT RS 2000						
10		2:15.911	45.250	49.267	41.394	17:39:32.682	G1-3 Manuel Telles Almeida						
11		2:25.360	46.752	50.362	48.246	17:41:58.042	Lap	D	Time	Sector 1	Sector 2	Sector 3	T. Spd
12		2:37.485	55.784	55.145	46.556	17:44:35.527	1		17:15:46.996 P			17:15:46.996	17:15:46.996
13		2:15.703	45.224	49.263	41.216	17:46:51.230	2		2:39.331	52.202	59.014	48.115	17:18:26.327
14			1:10.724	1:22.320			3		2:37.012	53.331	55.583	48.098	17:21:03.339

**26** Agostinho Costa FORD ESCORT MK II

Agostinho Costa							Domingos Bourbon Sousa						
Lap	D	Time	Sector 1	Sector 2	Sector 3	T. Spd	Lap	D	Time	Sector 1	Sector 2	Sector 3	T. Spd
1		17:15:35.988 P			17:15:35.988	17:15:35.988	4		2:30.917	49.987	54.681	46.249	17:23:34.256
2		2:58.817	57.782	1:05.467	55.568	17:18:34.805	5		5:08.221 P	57.311	1:06.679	3:04.231	17:28:42.477
3		2:54.204	56.850	1:04.342	53.012	17:21:29.009	6		2:33.845	49.271	56.821	47.753	17:31:16.322
4		2:49.430	55.452	1:02.326	51.652	17:24:18.439	7		2:31.574	50.362	55.230	45.982	17:33:47.896
5		2:45.060	53.682	1:00.661	50.717	17:27:03.499	8		2:41.421	56.898	56.812	47.711	17:36:29.317
6		4:39.768 P	55.227	1:05.849	2:38.692	17:31:43.267	9			55.264	1:05.298		
7		2:38.290	52.553	58.640	47.097	17:34:21.557	<b>55</b> Domingos Bourbon Sousa BMW 2800 CS						
8		2:36.980	52.123	57.464	47.393	17:36:58.537	H71 Domingos Bourbon Sousa						
9		2:35.717	52.106	57.159	46.452	17:39:34.254	Lap	D	Time	Sector 1	Sector 2	Sector 3	T. Spd
10		2:33.680	51.763	56.172	45.745	17:42:07.934	1		17:15:36.965 P			17:15:36.965	17:15:36.965
11		2:33.475	51.701	56.027	45.747	17:44:41.409	2		2:48.345	57.925	1:01.986	48.434	17:18:25.310
12		2:33.187	51.597	55.769	45.821	17:47:14.596	3		2:34.845	52.220	56.560	46.065	17:21:00.155
13			1:18.662	1:21.911			4		2:31.995	50.602	55.164	46.229	17:23:32.150

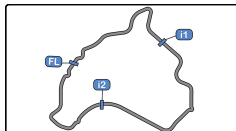
**33** João Cruz Ford Anglia de Luxe

João Cruz							Carlos Fernandes						
Lap	D	Time	Sector 1	Sector 2	Sector 3	T. Spd	Lap	D	Time	Sector 1	Sector 2	Sector 3	T. Spd
1		17:16:27.118 P			17:16:27.118	17:16:27.118	<b>67</b> Carlos Fernandes MAZDA CAPELLA						
2		2:51.442	1:04.753	1:01.654	45.035	17:19:18.560	G5 Marco Pinto						
3		2:26.995	49.011	54.348	43.636	17:21:45.555	Lap	D	Time	Sector 1	Sector 2	Sector 3	T. Spd
4		7:25.029 P	48.491	54.311	5:42.227	17:29:10.584	1		17:16:15.527 P			17:16:15.527	17:16:15.527
5		3:08.371	1:00.733	1:09.733	57.905	17:32:18.955	2		2:46.755	58.558	58.325	49.872	17:19:02.282
6			49.495	56.155			3		2:46.886	50.175	59.283	57.428	17:21:49.168
							4		2:27.590	49.242	52.540	45.808	17:24:16.758
							5		3:07.730	1:03.118	1:08.802	55.810	17:27:24.488
							6		4:49.650 P	48.024	54.634	3:06.992	17:32:14.138
							7		3:27.259	1:05.285	1:15.987	1:05.987	17:35:41.397
							8		3:19.088	1:12.892	1:14.945	51.251	17:39:00.485

**34** Carlos Santos FORD ESCORT MK I

Carlos Santos							Marco Pinto						
Lap	D	Time	Sector 1	Sector 2	Sector 3	T. Spd	Lap	D	Time	Sector 1	Sector 2	Sector 3	T. Spd
1		17:16:04.599 P			17:16:04.599	17:16:04.599	9		2:23.563	47.275	52.616	43.672	17:41:24.048
2		3:26.695	1:17.914	1:18.048	50.733	17:19:31.294	10		3:37.997	1:07.084	1:21.048	1:09.865	17:45:02.045
3		2:29.690	50.233	54.324	45.133	17:22:00.984	11		3:40.798	1:13.101	1:20.937	1:06.760	17:48:42.843
4		2:27.932	49.637	53.819	44.476	17:24:28.916	12			1:09.609	1:13.933		
5		3:01.761	59.890	1:05.324	56.547	17:27:30.677							
6		3:15.086	1:02.203	1:11.807	1:01.076	17:30:45.763							
7			59.025	58.321									





# Circuito Internacional De Vila Real

CPVC

Qualifying

Lap Analysis



Circuito Internacional de Vila Real 4.790 m.

88

Luis Delgado

PORSCHE 911 TURBO

G5

LOB - MOTORSPORT

Lap	D	Time	Sector 1	Sector 2	Sector 3	T. Spd	Elapsed
1		17:15:31.814 P			17:15:31.814		17:15:31.814
2		2:29.088	58.100	50.517	40.471		17:18:00.902
3		2:10.814	43.603	47.833	39.378		17:20:11.716
4		6:02.607 P	56.013	1:05.589	4:01.005		17:26:14.323
5		2:12.779	44.478	48.094	40.207		17:28:27.102
6		<u>2:08.675</u>	<u>42.859</u>	<u>47.282</u>	<u>38.534</u>		17:30:35.777
7		14:12.514 P	57.136	1:07.313	12:08.065		17:44:48.291
8		3:23.311	1:00.818	1:14.154	1:08.339		17:48:11.602
9			59.250	1:06.478			

99

Manuel Teixeira

PORSCHE 911 RS

H75

Manuel Teixeira

Lap	D	Time	Sector 1	Sector 2	Sector 3	T. Spd	Elapsed
1		17:16:06.939 P			17:16:06.939		17:16:06.939
2		2:54.258	1:03.655	1:00.695	49.908		17:19:01.197
3		2:35.435	50.616	56.082	48.737		17:21:36.632
4		2:37.104	50.323	56.986	49.795		17:24:13.736
5		2:35.474	50.574	56.216	48.684		17:26:49.210
6		2:33.797	51.274	55.685	46.838		17:29:23.007
7		3:55.325 P	50.253	56.344	2:08.728		17:33:18.332
8		2:46.418	53.312	1:02.192	50.914		17:36:04.750
9		<u>2:31.201</u>	49.686	<u>54.803</u>	<u>46.712</u>		17:38:35.951
10			<u>49.577</u>	57.336			



# Circuito Internacional De Vila Real

CPVC

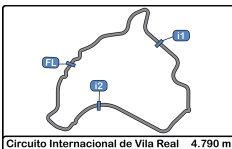
Qualifying

## Best Sectors Results



Sector - 1			Sector - 2			Sector - 3			Ideal Lap vs Best Lap		
Clas	Nº Driver	Time	Nº Driver	Time	Nº Driver	Time	Clas	Nº Driver	Ideal Lap	Best Lap	Clas
1	88 Luis Delgado	42.859	88 Luis Delgado	47.282	88 Luis Delgado	38.534	1	88 Luis Delgado	2:08.675	2:08.675	1
2	3 Joao M. Silva	43.597	3 Joao M. Silva	47.467	3 Joao M. Silva	39.390	2	3 Joao M. Silva	2:10.454	2:10.454	2
3	2 Rui Costa	43.637	14 João Novo	48.454	2 Rui Costa	40.065	3	2 Rui Costa	2:12.821	2:13.776	4
4	14 João Novo	44.478	2 Rui Costa	49.119	14 João Novo	40.179	4	14 João Novo	2:13.111	2:13.451	3
5	24 António Soares	44.916	24 António Soares	49.263	24 António Soares	41.216	5	24 António Soares	2:15.395	2:15.703	5
6	20 Rui Alves	45.472	44 Cláudio Vieira	49.741	20 Rui Alves	41.382	6	20 Rui Alves	2:17.090	2:17.218	6
7	10 Bruno Santos	45.713	20 Rui Alves	50.236	10 Bruno Santos	41.742	7	44 Cláudio Vieira	2:17.854	2:19.227	8
8	44 Cláudio Vieira	46.031	10 Bruno Santos	50.442	44 Cláudio Vieira	42.082	8	10 Bruno Santos	2:17.897	2:17.897	7
9	67 Fernandes - Pinto	47.275	67 Fernandes - Pinto	52.540	33 João Cruz	43.636	9	67 Fernandes - Pinto	2:23.487	2:23.563	9
10	8 Luis Nunes	48.229	34 Carlos Santos	53.819	67 Fernandes - Pinto	43.672	10	33 João Cruz	2:26.438	2:26.995	10
11	33 João Cruz	48.491	5 Pedro Poças	54.024	8 Luis Nunes	43.868	11	8 Luis Nunes	2:26.765	2:27.961	12
12	55 Domingos Bourbon Sousa	48.880	33 João Cruz	54.311	34 Carlos Santos	44.476	12	34 Carlos Santos	2:27.932	2:27.932	11
13	54 Manuel Telles Almeida	49.271	55 Domingos Bourbon Sousa	54.523	55 Domingos Bourbon Sousa	44.647	13	55 Domingos Bourbon Sousa	2:28.050	2:28.211	13
14	5 Pedro Poças	49.346	8 Luis Nunes	54.668	5 Pedro Poças	45.579	14	5 Pedro Poças	2:28.949	2:29.028	14
15	99 Manuel Teixeira	49.577	54 Manuel Telles Almeida	54.681	26 Costa - Carvalho	45.745	15	54 Manuel Telles Almeida	2:29.934	2:30.917	15
16	34 Carlos Santos	49.637	99 Manuel Teixeira	54.803	54 Manuel Telles Almeida	45.982	16	99 Manuel Teixeira	2:31.092	2:31.201	16
17	21 Nuno Augusto	49.889	21 Nuno Augusto	55.472	21 Nuno Augusto	46.183	17	21 Nuno Augusto	2:31.544	2:31.748	17
18	26 Costa - Carvalho	51.597	26 Costa - Carvalho	55.769	99 Manuel Teixeira	46.712	18	26 Costa - Carvalho	2:33.111	2:33.187	18





# Circuito Internacional De Vila Real

CPVC

Qualifying

Best 5 Lap Times



Cl	Nº Entrant/Team	Nat	Driver 1	Nat	Driver 2	Nat	Vehicle	Cat	Cl	Best 1		Best 2		Best 3		Best 4		Best 5	
										Time	Lap	Time	Lap	Time	Lap	Time	Lap	Time	Lap
1	88 LOB - MOTORSPORT		Luis Delgado				PORSCHE 911 TURBO	G5	1	2:08.675	6	2:10.814	3	2:12.779	5	2:29.088	2	3:23.311	8
2	3 Joao M. Silva		Joao M. Silva				PORSCHE 911 RS	H75	1	2:10.454	5	2:12.641	4	2:12.911	7	2:15.227	3	2:36.622	6
3	14 João Novo		João Novo				FORD ESCORT RS 1600	G5	2	2:13.451	3	2:14.204	6	2:14.410	4	2:23.442	2	2:24.793	7
4	2 Rui Costa		Rui Costa				FORD ESCORT MK II	H75	2	2:13.776	8	2:14.193	3	2:15.585	4	2:24.149	6	2:33.833	2
5	24 António Soares		António Soares				FORD ESCORT RS 1600	H75	3	2:15.703	13	2:15.911	10	2:17.595	4	2:17.964	7	2:25.360	11
6	20 Rui Alves		Rui Alves				FORD ESCORT RS 1600	H75	4	2:17.218	5	2:17.985	4	2:20.023	3	2:37.663	2		
7	10 Bruno Santos		Bruno Santos				PORSCHE 911 RS	H75	5	2:17.897	8	2:20.252	6	2:20.790	5	2:23.597	4	2:24.022	3
8	44 Cláudio Vieira		Cláudio Vieira				PORSCHE 911 RS	H75	6	2:19.227	6	2:19.924	4	2:20.176	5	2:23.692	3	2:39.471	2
9	67 Marco Pinto		Carlos Fernandes		Marco Pinto		MAZDA CAPELLA	G5	3	2:23.563	9	2:27.590	4	2:46.755	2	2:46.886	3	3:07.730	5
10	33 João Cruz		João Cruz				Ford Anglia de Luxe	G5	4	2:26.995	3	2:51.442	2	3:08.371	5	7:25.029	4		
11	34 Carlos Santos		Carlos Santos				FORD ESCORT MK I	H71	1	2:27.932	4	2:29.690	3	3:01.761	5	3:15.086	6	3:26.695	2
12	8 Luis Nunes		Luis Nunes				FORD ESCORT RS 2000	G5	5	2:27.961	3	2:31.074	5	2:34.770	4	2:45.141	2		
13	55 Domingos Bourbon Sousa Coutinho		Domingos Bourbon Sousa				BMW 2800 CS	H71	2	2:28.211	6	2:29.311	5	2:31.995	4	2:34.845	3	2:48.345	2
14	5 Pedro Poças		Pedro Poças				Porsche 924	H81	1	2:29.028	10	2:33.133	7	2:33.498	5	2:34.108	6	2:35.340	4
15	54 Manuel Telles Almeida		Manuel Telles Almeida				FORD ESCORT RS 2000	G1-3	1	2:30.917	4	2:31.574	7	2:33.845	6	2:37.012	3	2:39.331	2
16	99 Manuel Teixeira		Manuel Teixeira				PORSCHE 911 RS	H75	7	2:31.201	9	2:33.797	6	2:35.435	3	2:35.474	5	2:37.104	4
17	21 Nuno Augusto		Nuno Augusto				FORD ESCORT MK I	G5	6	2:31.748	8	2:34.448	7	2:37.104	3	2:37.254	5	2:38.314	4
18	26 Agostinho Costa		Agostinho Costa		Pedro Carvalho		FORD ESCORT MK II	H81	2	2:33.187	12	2:33.475	11	2:33.680	10	2:35.717	9	2:36.980	8





# Circuito Internacional De Vila Real

CPVC

Qualifying

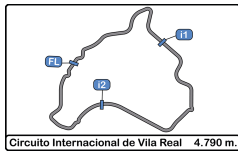
Fastest Laps Sequence

Circuito Internacional de Vila Real - 4.790 m.



Lap	Time of Day	Session Time	Nº Entrant/Team	Nat	Driver 1	Nat	Driver 2	Nat	Vehicle	Cat	Time	Km/h
2	17:18:00.902	28:00.902	88 LOB - MOTORSPORT		Luis Delgado				PORSCHE 911 TURBO	G5	2:29.088	115.6
2	17:18:02.848	28:02.848	14 João Novo		João Novo				FORD ESCORT RS 1600	G5	2:23.442	120.2
3	17:20:11.716	30:11.716	88 LOB - MOTORSPORT		Luis Delgado				PORSCHE 911 TURBO	G5	2:10.814	131.8
5	17:25:23.580	35:23.580	3 Joao M. Silva		Joao M. Silva				PORSCHE 911 RS	H75	2:10.454	132.1
6	17:30:35.777	40:35.777	88 LOB - MOTORSPORT		Luis Delgado				PORSCHE 911 TURBO	G5	2:08.675	134.0





# Circuito Internacional De Vila Real

## CPVC

### Qualifying

### Pit Stop Analysis



Circuito Internacional de Vila Real 4.790 m.

**2** Rui Costa FORD ESCORT MK II

H75 Rui Costa

Nº	In Day Time	In Time	Out Time	Pit Time	T. Pit Time	Handicap	Diff.
1	17:24:57.356	17:24:57.356	17:30:09.084	5:11.728	5:11.728		
2	17:35:01.081	17:35:01.081	17:43:03.437	8:02.356	13:14.084		

**5** Pedro Poças Porsche 924

H81 Pedro Poças

Nº	In Day Time	In Time	Out Time	Pit Time	T. Pit Time	Handicap	Diff.
1	17:34:23.092	17:34:23.092	17:35:44.510	1:21.418	1:21.418		

**14** João Novo FORD ESCORT RS 1600

G5 João Novo

Nº	In Day Time	In Time	Out Time	Pit Time	T. Pit Time	Handicap	Diff.
1	17:24:42.529	17:24:42.529	17:30:18.118	5:35.589	5:35.589		
2	17:37:13.658	17:37:13.658	17:45:00.433	7:46.775	13:22.364		

**26** Agostinho Costa FORD ESCORT MK II

H81 Pedro Carvalho Agostinho Costa

Nº	In Day Time	In Time	Out Time	Pit Time	T. Pit Time	Handicap	Diff.
1	17:29:54.116	17:29:54.116	17:31:43.267	1:49.151	1:49.151		

**33** João Cruz Ford Anglia de Luxe

G5 João Cruz

Nº	In Day Time	In Time	Out Time	Pit Time	T. Pit Time	Handicap	Diff.
1	17:24:11.741	17:24:11.741	17:29:10.584	4:58.843	4:58.843		

**44** Cláudio Vieira PORSCHE 911 RS

H75 Cláudio Vieira

Nº	In Day Time	In Time	Out Time	Pit Time	T. Pit Time	Handicap	Diff.
1	17:30:51.695	17:30:51.695	17:32:35.502	1:43.807	1:43.807		

**54** Manuel Telles Almeida FORD ESCORT RS 2000

G1-3 Manuel Telles Almeida

Nº	In Day Time	In Time	Out Time	Pit Time	T. Pit Time	Handicap	Diff.
1	17:26:31.184	17:26:31.184	17:28:42.477	2:11.293	2:11.293		

**55** Domingos Bourbon Sousa BMW 2800 CS

H71 Domingos Bourbon Sousa Coutinho

Nº	In Day Time	In Time	Out Time	Pit Time	T. Pit Time	Handicap	Diff.
1	17:31:05.202	17:31:05.202	17:33:19.603	2:14.401	2:14.401		

**67** Carlos Fernandes MAZDA CAPELLA

G5 Marco Pinto Marco Pinto

Nº	In Day Time	In Time	Out Time	Pit Time	T. Pit Time	Handicap	Diff.
1	17:30:03.201	17:30:03.201	17:32:14.138	2:10.937	2:10.937		

**88** Luis Delgado PORSCHE 911 TURBO

G5 LOB - MOTORSPORT

Nº	In Day Time	In Time	Out Time	Pit Time	T. Pit Time	Handicap	Diff.
1	17:23:03.835	17:23:03.835	17:26:14.323	3:10.488	3:10.488		
2	17:33:37.215	17:33:37.215	17:44:48.291	11:11.076	14:21.564		

**99** Manuel Teixeira PORSCHE 911 RS

H75 Manuel Teixeira

Nº	In Day Time	In Time	Out Time	Pit Time	T. Pit Time	Handicap	Diff.
1	17:31:55.091	17:31:55.091	17:33:18.332	1:23.241	1:23.241		



# Circuito Internacional De Vila Rea

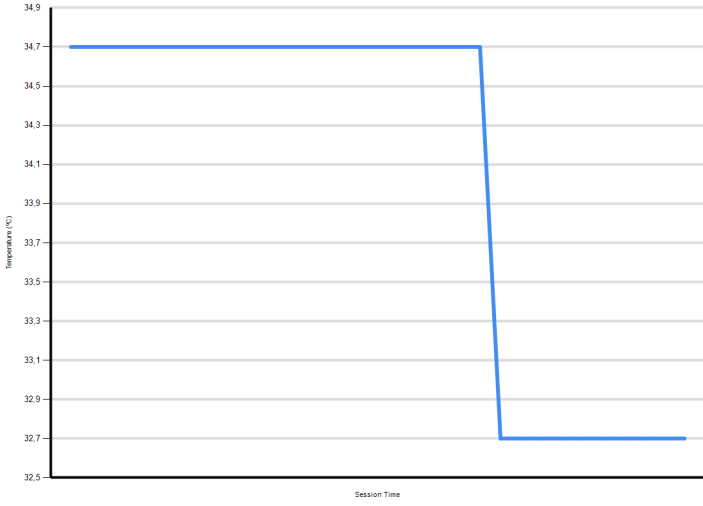
## CPVC

### Qualifying

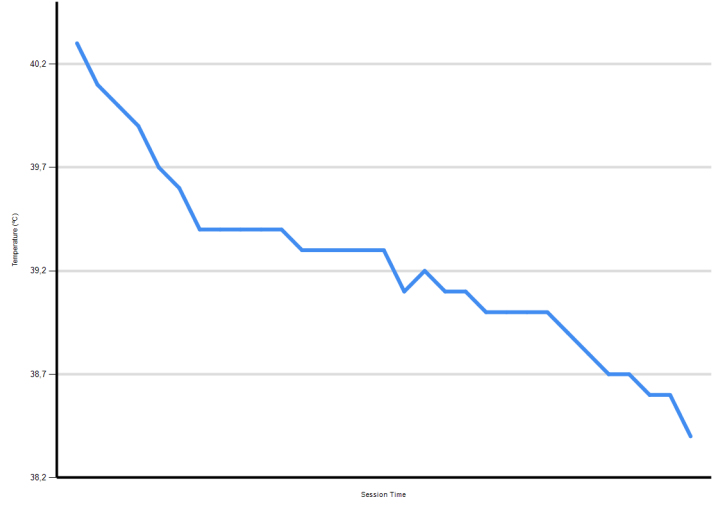
### Weather Report



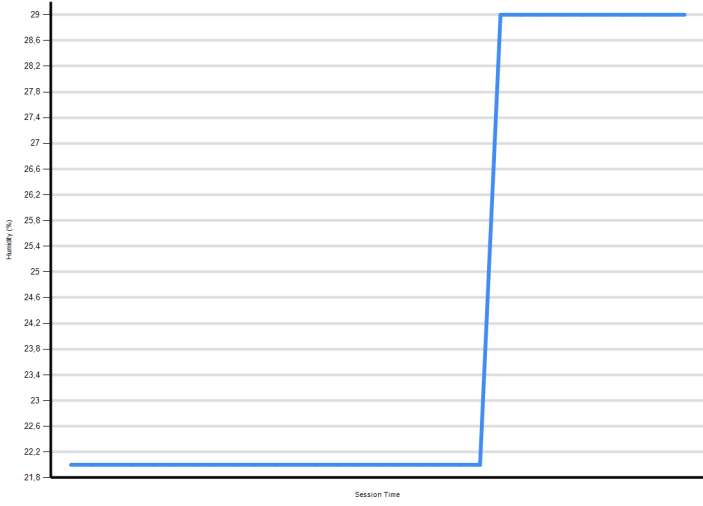
Air Temperature



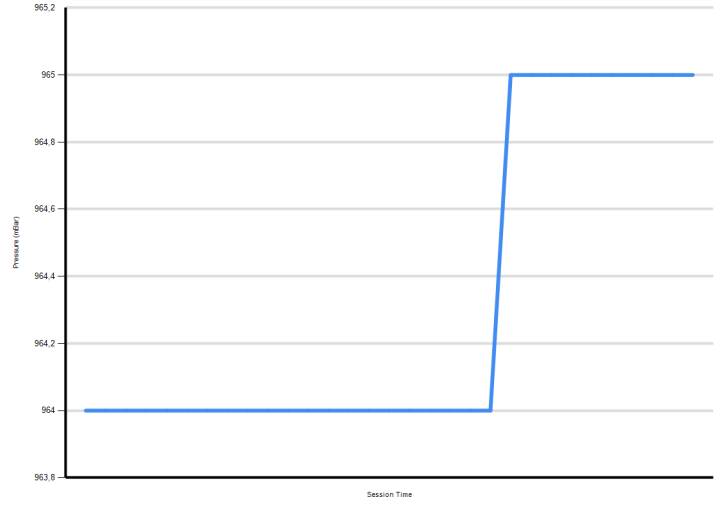
Track Temperature




Humidity



Pressure



Wind Speed



Wind direction

