



Circuito Internacional De Vila Real

CPVL

Qualifying

Provisional Results



Circuito Internacional de Vila Real 4.790 m.

Cls	Nº	Entrant/Team	Nat	Driver 1	Nat	Driver 2	Nat	Vehicle	Cat	Cls	Laps	Best	Time	Gap	Interval	Km/h
1	8		PT	Luis Barros	PT			FORD SIERRA RS 500	L90	1	3	3	2:14.668			128.0
2	77		PT	Ribeiro De Lima	PT			BMW M3 E30	L90	2	8	6	2:17.106	2.438	2.438	125.7
3	62		PT	Joaquim Soares	PT			BMW E36 M3	L99	1	12	11	2:17.776	3.108	0.670	125.1
4	7		PT	Luis Liberal	PT			BMW E30 M3	L99	2	11	8	2:18.398	3.730	0.622	124.5
5	12		PT	João Novo	PT			FORD SIERRA RS 500	L90	3	12	5	2:18.429	3.761	0.031	124.5
6	44		PT	Gonçalo Novo	PT			PEUGEOT 106 S16	L99	3	6	5	2:20.231	5.563	1.802	122.9
7	81		PT	Artur Monteiro	PT			CITROEN SAXO CUP	L99	4	10	8	2:21.035	6.367	0.804	122.2
8	56		PT	Tiago Ribeiro	PT			HONDA INTEGRA TYPE R	L99	5	10	5	2:22.760	8.092	1.725	120.7
9	99		PT	Hugo Mestre	PT			HONDA INTEGRA TYPE-R	L99	6	8	4	2:23.909	9.241	1.149	119.8
10	55		PT	Sérgio Manuel Da Cunha Pinto	PT			SUBARU IMPREZA GC8	L99	7	5	3	2:25.260	10.592	1.351	118.7
11	75		PT	André Monteiro	PT			CITROEN SAXO CUP	L99	8	11	9	2:25.749	11.081	0.489	118.3
12	4		PT	Jean-Philippe Imperato	PT	Carlos Dias	PT	BMW E30 M3	L90	4	12	9	2:26.148	11.480	0.399	117.9
13	82		PT	Pedro Lisboa	PT			PEUGEOT 306 GTI	L99	9	12	10	2:26.364	11.696	0.216	117.8
14	79		PT	Hugo Martins	PT			RENAULT SPIDER TROPHY	Legends	1	10	9	2:26.515	11.847	0.151	117.6
15	29		PT	Daniel Moreira	PT			BMW E36 M3	L99	10	10	5	2:26.764	12.096	0.249	117.4
16	48		PT	José Vasques De Almeida	PT			HONDA INTEGRA TYPE R	L99	11	11	6	2:27.002	12.334	0.238	117.3
17	13		PT	Pedro Bartolomeu	PT			RENAULT SPIDER	Legends	2	12	9	2:27.298	12.630	0.296	117.0
18	37		PT	Manuel Mota	PT			CITROEN SAXO CUP	L99	12	4	3	2:29.171	14.503	1.873	115.5
19	28		PT	Gonçalo Macedo	PT			CITROEN SAXO	L99	13	4	4	2:29.445	14.777	0.274	115.3
20	98		PT	Tiago Montes	PT			HONDA INTEGRA TYPE R	L99	14	6	4	2:31.371	16.703	1.926	113.9
21	96		PT	Miguel Matias	PT			CITROEN SAXO CUP	L99	15	11	10	2:31.698	17.030	0.327	113.6
22	73		PT	Raul Silva	PT			CITROEN SAXO VTS	L99	16	11	11	2:32.898	18.230	1.200	112.7
23	51		PT	Márcio Teixeira	PT			CITROEN SAXO VTS	L99	17	4	4	2:33.633	18.965	0.735	112.2
24	54		PT	Antonio Sarabando	PT			PEUGEOT 306 GTI	L99	18	6	5	2:38.625	23.957	4.992	108.7
25	42		PT	António Zenha	PT	Manuel Zenha	PT	VOLKSWAGEN GOLF GTI	L90	5	11	7	2:38.718	24.050	0.093	108.6
26	94		PT	Pedro Monteiro Carvalho	PT			CITROEN SAXO CUP	L99	19	10	6	2:39.816	25.148	1.098	107.8
27	38		PT	Paulo Ascensão	PT	Luis Ascensão	PT	HONDA CIVIC SIR II (EG6)	L99	20	12	8	2:42.277	27.609	2.461	106.2
28	87		PT	Paulo Ferraz	PT			RENAULT CLIO 16S	L99	21	8	5	2:45.276	30.608	2.999	104.3
29	18		PT	Pedro Faria	PT			HONDA CIVIC EF9	L90	6	7	7	2:50.903	36.235	5.627	100.8
30	47		PT	Horst Baptista	PT			RENAULT 5 GT TURBO	Legends	3	2	2	3:07.458	52.790	16.555	91.9
31	33		PT	Micael Baptista	PT			PEUGEOT 205 GTI 1900	L90	7	3	2	3:17.628	1:02.960	10.170	87.2

Published at:.....

Track Temp: 43,8 °C Air Temp: 34,8 °C Humidity: 20 % Track Status: DRY

Race Director:

Fátima Carrasqueira

DC PT25/0072

Timekeeper:

David García

JCR-02656-ESP/M





Circuito Internacional De Vila Real
CPVL
Qualifying
Provisional Results by Category



L90																
Cls	Nº	Entrant/Team	Nat	Driver 1	Nat	Driver 2	Nat	Vehicle	Cat	Cls	Laps	Best	Time	Gap	Interval	Km/h
1	8			Luis Barros				FORD SIERRA RS 500	L90	1	3	3	2:14.668			128.0
2	77			Ribeiro De Lima				BMW M3 E30	L90	2	8	6	2:17.106	2.438	2.438	125.7
3	12			João Novo				FORD SIERRA RS 500	L90	3	12	5	2:18.429	3.761	1.323	124.5
4	4			Jean-Philippe Imperato		Carlos Dias		BMW E30 M3	L90	4	12	9	2:26.148	11.480	7.719	117.9
5	42			António Zenha		Manuel Zenha		VOLKSWAGEN GOLF GTI	L90	5	11	7	2:38.718	24.050	12.570	108.6
6	18			Pedro Faria				HONDA CIVIC EF9	L90	6	7	7	2:50.903	36.235	12.185	100.8
7	33			Micael Baptista				PEUGEOT 205 GTI 1900	L90	7	3	2	3:17.628	1:02.960	26.725	87.2

L99																
Cls	Nº	Entrant/Team	Nat	Driver 1	Nat	Driver 2	Nat	Vehicle	Cat	Cls	Laps	Best	Time	Gap	Interval	Km/h
1	62			Joaquim Soares				BMW E36 M3	L99	1	12	11	2:17.776			125.1
2	7			Luis Liberal				BMW E30 M3	L99	2	11	8	2:18.398	0.622	0.622	124.5
3	44			Gonçalo Novo				PEUGEOT 106 S16	L99	3	6	5	2:20.231	2.455	1.833	122.9
4	81			Artur Monteiro				CITROEN SAXO CUP	L99	4	10	8	2:21.035	3.259	0.804	122.2
5	56			Tiago Ribeiro				HONDA INTEGRA TYPE R	L99	5	10	5	2:22.760	4.984	1.725	120.7
6	99			Hugo Mestre				HONDA INTEGRA TYPE-R	L99	6	8	4	2:23.909	6.133	1.149	119.8
7	55			Sérgio Manuel Da Cunha Pinto				SUBARU IMPREZA GC8	L99	7	5	3	2:25.260	7.484	1.351	118.7
8	75			André Monteiro				CITROEN SAXO CUP	L99	8	11	9	2:25.749	7.973	0.489	118.3
9	82			Pedro Lisboa				PEUGEOT 306 GTI	L99	9	12	10	2:26.364	8.588	0.615	117.8
10	29			Daniel Moreira				BMW E36 M3	L99	10	10	5	2:26.764	8.988	0.400	117.4
11	48			José Vasques De Almeida				HONDA INTEGRA TYPE R	L99	11	11	6	2:27.002	9.226	0.238	117.3
12	37			Manuel Mota				CITROEN SAXO CUP	L99	12	4	3	2:29.171	11.395	2.169	115.5
13	28			Gonçalo Macedo				CITROEN SAXO	L99	13	4	4	2:29.445	11.669	0.274	115.3
14	98			Tiago Montes				HONDA INTEGRA TYPE R	L99	14	6	4	2:31.371	13.595	1.926	113.9
15	96			Miguel Matias				CITROEN SAXO CUP	L99	15	11	10	2:31.698	13.922	0.327	113.6
16	73			Raul Silva				CITROEN SAXO VTS	L99	16	11	11	2:32.898	15.122	1.200	112.7
17	51			Márcio Teixeira				CITROEN SAXO VTS	L99	17	4	4	2:33.633	15.857	0.735	112.2
18	54			Antonio Sarabando				PEUGEOT 306 GTI	L99	18	6	5	2:38.625	20.849	4.992	108.7
19	94			Pedro Monteiro Carvalho				CITROEN SAXO CUP	L99	19	10	6	2:39.816	22.040	1.191	107.8
20	38			Paulo Ascensão		Luis Ascensão		HONDA CIVIC SIR II (EG6)	L99	20	12	8	2:42.277	24.501	2.461	106.2
21	87			Paulo Ferraz				RENAULT CLIO 16S	L99	21	8	5	2:45.276	27.500	2.999	104.3

Published at:.....

Track Temp: **43,8 °C** Air Temp: **34,8 °C** Humidity: **20 %** Track Status: **DRY**

Race Director:	Fátima Carrasqueira DC PT25/0072	Timekeeper:	David García JCR-02656-ESP/M
-----------------------	-------------------------------------	--------------------	---------------------------------





Circuito Internacional De Vila Real

CPVL

Qualifying

Provisional Results by Category



Circuito Internacional de Vila Real 4.790 m.

Legends Trophy																
Cls	Nº	Entrant/Team	Nat	Driver 1	Nat	Driver 2	Nat	Vehicle	Cat	Cls	Laps	Best	Time	Gap	Interval	Km/h
1	79			Hugo Martins				RENAULT SPIDER TROPHY	Legends	1	10	9	2:26.515			117.6
2	13			Pedro Bartolomeu				RENAULT SPIDER	Legends	2	12	9	2:27.298	0.783	0.783	117.0
3	47			Horst Baptista				RENAULT 5 GT TURBO	Legends	3	2	2	3:07.458	40.943	40.160	91.9

Published at:.....

Track Temp: 43,8 °C Air Temp: 34,8 °C Humidity: 20 % Track Status: DRY

Race Director:

Fátima Carrasqueira

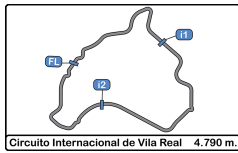
DC PT25/0072

Timekeeper:

David García

JCR-02656-ESP/M





Circuito Internacional De Vila Real
CPVL
Qualifying
Lap Analysis



4 Jean-Philippe Imperato BMW E30 M3 **13** Pedro Bartolomeu RENAULT SPIDER
 L90 Carlos Dias Carlos Dias Legends Pedro Bartolomeu

Lap	D	Time	Sector 1	Sector 2	Sector 3	T. Spd	Elapsed	Lap	D	Time	Sector 1	Sector 2	Sector 3	T. Spd	Elapsed
1		15:45:47.330 P			15:45:47.330		15:45:47.330	1		15:46:07.197 P			15:46:07.197		15:46:07.197
2		3:08.538	1:07.904	1:06.219	54.415		15:48:55.868	2		2:54.860	1:03.626	1:03.516	47.718		15:49:02.057
3		2:52.328	58.934	1:01.547	51.847		15:51:48.196	3		4:47.308 P	52.477	58.015	2:56.816		15:53:49.365
4		2:44.284	56.273	58.690	49.321		15:54:32.480	4		2:41.326	53.312	1:00.673	47.341		15:56:30.691
5		2:40.535	54.117	58.314	48.104		15:57:13.015	5		2:31.389	50.095	56.113	45.181		15:59:02.080
6		5:22.239 P	54.852	1:01.264	3:26.123		16:02:35.254	6		2:32.068	49.769	55.154	47.145		16:01:34.148
7		2:30.100	49.601	54.660	45.839		16:05:05.354	7		2:33.258	50.030	53.048	50.180		16:04:07.406
8		2:27.535	50.380	52.946	44.209		16:07:32.889	8		2:28.512	49.546	54.429	44.537		16:06:35.918
9		2:26.148	48.870	52.467	44.811		16:09:59.037	9		2:27.298	49.113	53.538	44.647		16:09:03.216
10		2:28.306	51.157	52.455	44.694		16:12:27.343	10		2:27.493	49.884	53.781	43.828		16:11:30.709
11		2:28.046	50.816	53.061	44.169		16:14:55.389	11		2:28.890	49.417	54.457	45.016		16:13:59.599
12		2:28.455	49.198	52.467	46.790		16:17:23.844	12		2:48.726	49.093	54.986	1:04.647		16:16:48.325
13			1:04.843	1:15.621				13			1:17.293	1:30.750			

7 Luis Liberal BMW E30 M3 **18** Pedro Faria HONDA CIVIC EF9
 L99 Luis Liberal L99 Pedro Faria

Lap	D	Time	Sector 1	Sector 2	Sector 3	T. Spd	Elapsed	Lap	D	Time	Sector 1	Sector 2	Sector 3	T. Spd	Elapsed
1		15:45:34.596 P			15:45:34.596		15:45:34.596	1		15:46:33.328 P			15:46:33.328		15:46:33.328
2		2:51.874	1:06.093	57.417	48.364		15:48:26.470	2		13:03.264 P	1:08.042	1:05.942	10:49.280		15:59:36.592
3		2:21.818	47.337	51.564	42.917		15:50:48.288	3		3:06.219	1:05.009	1:05.430	55.780		16:02:42.811
4		2:26.003	48.109	54.368	43.526		15:53:14.291	4		5:43.193 P	1:01.389	1:15.049	3:26.755		16:08:26.004
5		2:20.933	46.687	52.165	42.081		15:55:35.224	5		2:58.255	1:01.542	1:03.659	53.054		16:11:24.259
6		2:20.087	46.947	50.575	42.565		15:57:55.311	6		2:52.613	1:00.039	1:01.378	51.196		16:14:16.872
7		2:24.693	47.663	54.020	43.010		16:00:20.004	7		2:50.903	57.863	1:02.204	50.836		16:17:07.775
8		2:18.398	46.321	49.898	42.179		16:02:38.402	8			1:06.214	1:28.278			
9		4:18.911 P	46.123	50.284	2:42.504		16:06:57.313								
10		2:30.956	48.616	54.996	47.344		16:09:28.269								
11		2:19.209	46.703	50.441	42.065		16:11:47.478								
12			1:00.518	1:03.990											

8 Luis Barros FORD SIERRA RS 500
 L90 LOB - MOTORSPORT

Lap	D	Time	Sector 1	Sector 2	Sector 3	T. Spd	Elapsed	Lap	D	Time	Sector 1	Sector 2	Sector 3	T. Spd	Elapsed
1		15:45:29.670 P			15:45:29.670		15:45:29.670	1		15:45:39.000 P			15:45:39.000		15:45:39.000
2		2:47.946	1:07.995	57.028	42.923		15:48:17.616	2		11:00.143 P			15:56:39.143		15:56:39.143
3		2:14.668	43.708	47.533	43.427		15:50:32.284	3		2:36.271	53.125	56.886	46.260		15:59:15.414
								4		2:29.445	49.890	54.579	44.976		16:01:44.859

12 João Novo FORD SIERRA RS 500
 L90 João Novo

Lap	D	Time	Sector 1	Sector 2	Sector 3	T. Spd	Elapsed	Lap	D	Time	Sector 1	Sector 2	Sector 3	T. Spd	Elapsed
1		15:46:43.022 P			15:46:43.022		15:46:43.022	1		15:46:18.070 P			15:46:18.070		15:46:18.070
2		2:38.972	57.979	56.364	44.629		15:49:21.994	2		2:54.209	1:06.632	59.661	47.916		15:49:12.279
3		2:25.977	49.658	52.755	43.564		15:51:47.971	3		2:32.797	50.847	55.851	46.099		15:51:45.076
4		2:19.655	46.332	51.048	42.275		15:54:07.626	4		2:28.338	48.881	54.880	44.577		15:54:13.414
5		2:18.429	45.639	50.616	42.174		15:56:26.055	5		2:26.764	48.511	53.529	44.724		15:56:40.178
6		2:22.755	47.877	51.758	43.120		15:58:48.810	6		2:31.380	50.263	55.413	45.704		15:59:11.558
7		2:46.278	49.020	58.007	59.251		16:01:35.088	7		2:27.777	48.795	54.650	44.332		16:01:39.335
8		4:21.229 P	57.176	58.400	2:25.653		16:05:56.317	8		2:40.763	55.327	58.162	47.274		16:04:20.098
9		3:05.291	1:04.649	1:03.433	57.209		16:09:01.608	9		2:40.046	52.363	57.286	50.397		16:07:00.144
10		2:48.395	56.553	59.650	52.192		16:11:50.003	10		2:29.575	48.586	55.283	45.706		16:09:29.719
11		2:54.587	53.471	1:03.424	57.692		16:14:44.590								
12		2:44.444	1:01.221	50.504	52.719		16:17:29.034								
13			1:00.241	1:15.862											

28 Gonçalo Macedo CITROEN SAXO
 L99 Gonçalo Macedo

Lap	D	Time	Sector 1	Sector 2	Sector 3	T. Spd	Elapsed
1		15:45:39.000 P			15:45:39.000		15:45:39.000
2		11:00.143 P			15:56:39.143		15:56:39.143
3		2:36.271	53.125	56.886	46.260		15:59:15.414
4		2:29.445	49.890	54.579	44.976		16:01:44.859

29 Daniel Moreira BMW E36 M3
 L99 Daniel Moreira

Lap	D	Time	Sector 1	Sector 2	Sector 3	T. Spd	Elapsed
1		15:46:18.070 P			15:46:18.070		15:46:18.070
2		2:54.209	1:06.632	59.661	47.916		15:49:12.279
3		2:32.797	50.847	55.851	46.099		15:51:45.076
4		2:28.338	48.881	54.880	44.577		15:54:13.414
5		2:26.764	48.511	53.529	44.724		15:56:40.178
6		2:31.380	50.263	55.413	45.704		15:59:11.558
7		2:27.777	48.795	54.650	44.332		16:01:39.335
8		2:40.763	55.327	58.162	47.274		16:04:20.098
9		2:40.046	52.363	57.286	50.397		16:07:00.144
10		2:29.575	48.586	55.283	45.706		16:09:29.719
11			49.202	55.249			





Circuito Internacional De Vila Real
CPVL
Qualifying
Lap Analysis



33 Micael Baptista PEUGEOT 205 GTI 1900 **44** Gonçalo Novo PEUGEOT 106 S16

L90 Micael Baptista L99 Gonçalo Novo

Lap	D	Time	Sector 1	Sector 2	Sector 3	T. Spd	Elapsed	Lap	D	Time	Sector 1	Sector 2	Sector 3	T. Spd	Elapsed
1		15:46:31.649 P			15:46:31.649		15:46:31.649	1		15:46:35.188 P			15:46:35.188		15:46:35.188
2		3:17.628	1:10.532	1:11.621	55.475		15:49:49.277	2		2:34.377	56.554	52.427	45.396		15:49:09.565
3		8:49.763 P	52.643	1:20.108	6:37.012		15:58:39.040	3		2:21.763	47.644	51.886	42.233		15:51:31.328
4			1:05.959	1:23.632				4		2:37.230	57.733	54.827	44.670		15:54:08.558

37 Manuel Mota CITROEN SAXO CUP

L99 Fábio Mota

Lap	D	Time	Sector 1	Sector 2	Sector 3	T. Spd	Elapsed	Lap	D	Time	Sector 1	Sector 2	Sector 3	T. Spd	Elapsed
1		15:55:54.480 P			15:55:54.480		15:55:54.480	5		2:20.231	46.995	50.897	42.339		15:56:28.789
2		2:46.350	58.860	1:00.640	46.850		15:58:40.830	6		19:34.422 P	1:05.179	1:15.510	17:13.733		16:16:03.211
3		2:29.171	49.653	55.018	44.500		16:01:10.001	7			1:20.513	1:31.584			
4		2:32.256	48.681	54.016	49.559		16:03:42.257								
5			1:09.513												

38 Paulo Ascensão HONDA CIVIC SIR II (EG6) **47** Horst Baptista RENAULT 5 GT TURBO

L99 Luis Ascensão Paulo Ascensão L99 Horst Baptista

Lap	D	Time	Sector 1	Sector 2	Sector 3	T. Spd	Elapsed	Lap	D	Time	Sector 1	Sector 2	Sector 3	T. Spd	Elapsed
1		15:46:16.555 P			15:46:16.555		15:46:16.555	1		15:45:40.680 P			15:45:40.680		15:45:40.680
2		3:21.747	1:21.581	1:07.343	52.823		15:49:38.302	2		3:07.458	1:08.016	1:06.514	52.928		15:48:48.138
3		2:51.688	56.058	1:02.328	53.302		15:52:29.990	3		15:45:40.680 P			15:45:40.680		15:45:40.680
4		2:47.777	55.841	1:01.524	50.412		15:55:17.767	4							
5		2:47.234	54.379	59.769	53.086		15:58:05.001	5		2:27.588	49.337	53.492	44.759		15:56:01.709
6		2:44.617	54.504	1:00.204	49.909		16:00:49.618	6		2:27.002	48.743	53.833	44.426		15:58:28.711
7		2:44.810	53.411	59.427	51.972		16:03:34.428	7		3:21.304	57.008	1:18.698	1:05.598		16:01:50.015
8		2:42.277	54.486	58.144	49.647		16:06:16.705	8		4:43.145 P	1:08.765	1:10.562	2:23.818		16:06:33.160
9		2:44.171	53.635	59.570	50.966		16:09:00.876	9		3:03.623	59.735	1:07.310	56.578		16:09:36.783
10		2:46.855	54.734	1:00.546	51.575		16:11:47.731	10		3:13.216	1:03.283	1:09.008	1:00.925		16:12:49.999
11		2:51.247	56.966	1:01.508	52.773		16:14:38.978	11		3:53.121	1:08.380	1:25.407	1:19.334		16:16:43.120
12		3:23.616	1:05.691	1:05.359	1:12.566		16:18:02.594	12			1:20.741	1:31.533			
13			59.145	1:06.830											

42 António Zenha VOLKSWAGEN GOLF GTI **51** Márcio Teixeira CITROEN SAXO VTS

L90 Manuel Zenha António Zenha L99 Márcio Teixeira

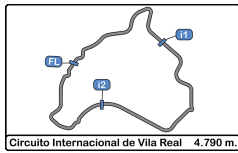
Lap	D	Time	Sector 1	Sector 2	Sector 3	T. Spd	Elapsed	Lap	D	Time	Sector 1	Sector 2	Sector 3	T. Spd	Elapsed
1		15:45:58.325 P			15:45:58.325		15:45:58.325	1		15:46:58.858 P			15:46:58.858		15:46:58.858
2		2:54.632	59.221	1:04.141	51.270		15:48:52.957	2		2:51.120	59.039	1:02.095	49.986		15:49:49.978
3		2:46.404	56.785	59.319	50.300		15:51:39.361	3		2:37.110	52.443	57.680	46.987		15:52:27.088
4		2:43.725	54.619	59.484	49.622		15:54:23.086	4		2:33.633	51.486	56.509	45.638		15:55:00.721
5		2:41.334	54.111	58.099	49.124		15:57:04.420	5			55.094	59.646			
6		2:41.443	53.592	58.158	49.393		15:59:45.563								
7		2:38.718	53.229	57.837	47.652		16:02:24.281								
8		2:39.639	53.355	58.071	48.213		16:05:03.920								
9		5:50.338 P	54.411	1:03.933	3:51.994		16:10:54.258								
10		3:24.014	1:08.958	1:15.505	59.551		16:14:18.272								
11		3:12.643	1:03.744	1:12.030	56.869		16:17:30.915								
12			1:03.895	1:12.464											

54 Antonio Sarabando PEUGEOT 306 GTI

L99 Antonio Sarabando

Lap	D	Time	Sector 1	Sector 2	Sector 3	T. Spd	Elapsed	Lap	D	Time	Sector 1	Sector 2	Sector 3	T. Spd	Elapsed
1		15:45:35.781 P			15:45:35.781		15:45:35.781	1		15:45:35.781 P			15:45:35.781		15:45:35.781
2		2:57.406	1:07.081	1:00.985	49.340		15:48:33.187	2		2:57.406	1:07.081	1:00.985	49.340		15:48:33.187
3		2:42.138	53.308	59.858	48.972		15:51:15.325	3		2:42.138	53.308	59.858	48.972		15:51:15.325
4		2:39.615	53.528	58.494	47.593		15:53:54.940	4		2:39.615	53.528	58.494	47.593		15:53:54.940
5		2:38.625	52.859	58.421	47.345		15:56:33.565	5		2:38.625	52.859	58.421	47.345		15:56:33.565
6		2:40.282	54.070	57.671	48.541		15:59:13.847	6		2:40.282	54.070	57.671	48.541		15:59:13.847
7			1:05.236	1:08.844				7			1:05.236	1:08.844			





Circuito Internacional De Vila Real

CPVL

Qualifying

Lap Analysis



55

Sérgio Manuel Da Cunha Pinto

SUBARU IMPREZA GC8

75

André Monteiro

CITROEN SAXO CUP

L99

Sérgio Manuel da Cunha Pinto

L99

Artur Monteiro

Lap	D	Time	Sector 1	Sector 2	Sector 3	T. Spd	Elapsed
1		15:46:38.059 P			15:46:38.059		15:46:38.059
2		2:49.662	1:03.935	1:00.219	45.508		15:49:27.721
3		2:25.260	47.344	54.350	43.566		15:51:52.981
4		2:55.996	56.708	1:06.767	52.521		15:54:48.977
5		2:46.226	57.576	59.469	49.181		15:57:35.203
6			49.009	54.509			

Lap	D	Time	Sector 1	Sector 2	Sector 3	T. Spd	Elapsed
1		15:45:41.943 P			15:45:41.943		15:45:41.943
2		2:47.093	1:00.352	59.340	47.401		15:48:29.036
3		2:26.891	49.837	53.261	43.793		15:50:55.927
4		2:26.260	48.819	53.036	44.405		15:53:22.187
5		5:27.973 P	52.250	1:09.213	3:26.510		15:58:50.160
6		2:48.239	1:05.508	56.531	46.200		16:01:38.399
7		2:26.531	48.948	53.312	44.271		16:04:04.930
8		3:08.272	1:13.754	1:07.259	47.259		16:07:13.202
9		2:25.749	48.439	53.124	44.186		16:09:38.951
10		3:17.063	1:01.977	1:26.816	48.270		16:12:56.014
11		2:26.752	49.570	53.134	44.048		16:15:22.766
12			1:11.428	1:28.628			

56

Tiago Ribeiro

HONDA INTEGRA TYPE R

L99

Tiago Ribeiro

Lap	D	Time	Sector 1	Sector 2	Sector 3	T. Spd	Elapsed
1		15:45:54.799 P			15:45:54.799		15:45:54.799
2		2:38.820	53.764	58.060	46.996		15:48:33.619
3		2:28.783	51.865	53.297	43.621		15:51:02.402
4		2:23.307	48.564	51.733	43.010		15:53:25.709
5		2:22.760	48.195	51.690	42.875		15:55:48.469
6		2:38.654	52.715	56.939	49.000		15:58:27.123
7		2:38.215	54.940	56.702	46.573		16:01:05.338
8		3:23.896 P	47.926	51.476	1:44.494		16:04:29.234
9		8:38.312 P	1:01.729	1:05.996	6:30.587		16:13:07.546
10		3:42.974	1:12.927	1:18.419	1:11.628		16:16:50.520
11			1:15.873	1:31.010			

77

Ribeiro De Lima

BMW M3 E30

L90

Ribeiro de Lima

Lap	D	Time	Sector 1	Sector 2	Sector 3	T. Spd	Elapsed
1		15:45:45.525 P			15:45:45.525		15:45:45.525
2		2:42.443	58.910	58.204	45.329		15:48:27.968
3		2:20.632	46.737	50.846	43.049		15:50:48.600
4		2:24.651	48.073	52.550	44.028		15:53:13.251
5		2:18.992	46.882	50.880	41.230		15:55:32.243
6		2:17.106	45.997	50.109	41.000		15:57:49.349
7		14:44.063 P	1:03.358	1:10.587	12:30.118		16:12:33.412
8		3:28.442	1:02.205	1:19.753	1:06.484		16:16:01.854
9			1:09.227	1:08.020			

62

Joaquim Soares

BMW E36 M3

L99

Joaquim Soares

Lap	D	Time	Sector 1	Sector 2	Sector 3	T. Spd	Elapsed
1		15:45:32.745 P			15:45:32.745		15:45:32.745
2		2:49.183	1:06.693	57.138	45.352		15:48:21.928
3		2:21.535	47.572	51.695	42.268		15:50:43.463
4		2:19.276	46.784	50.817	41.675		15:53:02.739
5		2:19.554	46.356	51.375	41.823		15:55:22.293
6		2:38.645	57.702	56.231	44.712		15:58:00.938
7		2:20.654	46.989	51.143	42.522		16:00:21.592
8		2:17.955	46.572	50.283	41.100		16:02:39.547
9		5:46.926 P	52.134	1:01.430	3:23.362		16:07:56.473
10		2:42.953	56.524	58.713	47.716		16:10:39.426
11		2:17.776	46.332	50.206	41.238		16:12:57.202
12		3:03.197	54.788	1:03.789	1:04.620		16:16:00.399
13			1:08.102	1:09.576			

79

Hugo Martins

RENAULT SPIDER TROPHY

Legends

Hugo Serafim Martins

Lap	D	Time	Sector 1	Sector 2	Sector 3	T. Spd	Elapsed
1		15:45:43.888 P			15:45:43.888		15:45:43.888
2		2:55.976	1:03.044	1:02.634	50.298		15:48:39.864
3		2:44.080	52.264	1:03.176	48.640		15:51:23.944
4		7:02.700 P	52.165	58.091	5:12.444		15:58:26.644
5		2:40.009	56.747	56.416	46.846		16:01:06.653
6		2:29.981	49.659	54.740	45.582		16:03:36.634
7		2:30.032	50.375	54.654	45.003		16:06:06.666
8		2:27.807	49.253	53.720	44.834		16:08:34.473
9		2:26.515	48.565	53.364	44.586		16:11:00.988
10		4:48.255 P	59.818	1:06.175	2:42.262		16:15:49.243
11			1:18.556	1:09.436			

73

Raul Silva

CITROEN SAXO VTS

L99

Raul Silva

Lap	D	Time	Sector 1	Sector 2	Sector 3	T. Spd	Elapsed
1		15:46:05.050 P			15:46:05.050		15:46:05.050
2		3:10.582	1:05.614	1:10.981	53.987		15:49:15.632
3		3:59.831 P	58.671	1:03.615	1:57.545		15:53:15.463
4		2:57.494	57.587	1:06.636	53.271		15:56:12.957
5		2:34.980	51.815	57.035	46.130		15:58:47.937
6		2:38.696	52.765	57.830	48.101		16:01:26.633
7		2:36.319	52.364	57.452	46.503		16:04:02.952
8		2:35.899	51.097	57.723	47.079		16:06:38.851
9		3:19.948	1:04.992	1:17.277	57.679		16:09:58.799
10		2:35.563	52.373	56.720	46.470		16:12:34.362
11		2:32.898	51.355	55.916	45.627		16:15:07.260
12			1:06.250	1:21.512			

81

Artur Monteiro

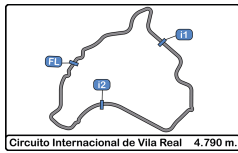
CITROEN SAXO CUP

L99

André Monteiro

Lap	D	Time	Sector 1	Sector 2	Sector 3	T. Spd	Elapsed
1		15:46:02.758 P			15:46:02.758		15:46:02.758
2		2:53.026	53.814	1:05.426	53.786		15:48:55.784
3		2:25.240	49.208	52.287	43.745		15:51:21.024
4		2:22.043	47.923	51.285	42.835		15:53:43.067
5		5:13.159 P	54.021	1:12.614	3:06.524		15:58:56.226
6		2:38.228	58.928	54.470	44.830		16:01:34.454
7		2:23.579	48.953	52.192	42.434		16:03:58.033
8		2:21.035	47.850	51.088	42.097		16:06:19.068
9		2:21.259	47.646	51.481	42.132		16:08:40.327
10		7:20.855 P	1:11.212	1:18.747	4:50.896		16:16:01.182
11			1:22.518	1:31.418			





Circuito Internacional De Vila Real
CPVL
Qualifying
Lap Analysis



82 Pedro Lisboa PEUGEOT 306 GTI **96** Miguel Matias CITROEN SAXO CUP

L99 Pedro Lisboa							L99 Miguel Matias								
Lap	D	Time	Sector 1	Sector 2	Sector 3	T. Spd	Elapsed	Lap	D	Time	Sector 1	Sector 2	Sector 3	T. Spd	Elapsed
1		15:46:09.007	P				15:46:09.007	1		15:46:49.337	P				15:46:49.337
2		2:51.863	1:02.713	1:01.982	47.168		15:49:00.870	2		3:03.124	1:05.281	1:05.101	52.742		15:49:52.461
3		2:33.206	51.995	55.560	45.651		15:51:34.076	3		2:43.208	54.135	1:00.993	48.080		15:52:35.669
4		2:31.828	50.297	54.305	47.226		15:54:05.904	4		2:39.644	53.037	58.851	47.756		15:55:15.313
5		4:46.081	P	54.287	57.487	2:54.307	15:58:51.985	5		2:37.926	51.760	59.084	47.082		15:57:53.239
6		2:37.887	52.425	54.536	50.926		16:01:29.872	6		5:42.984	P	59.263	1:02.695	3:11.026	16:03:06.223
7		2:45.781	49.368	1:05.988	50.425		16:04:15.653	7		2:41.740	55.694	58.797	47.249		16:05:47.963
8		2:28.519	49.691	53.968	44.860		16:06:44.172	8		2:35.129	51.946	56.730	46.453		16:08:23.092
9		2:27.563	49.291	53.516	44.756		16:09:11.735	9		2:32.558	50.949	56.102	45.507		16:10:55.650
10		2:26.364	48.476	53.565	44.323		16:11:38.099	10		2:31.698	50.510	55.431	45.757		16:13:27.348
11		2:26.757	48.826	52.973	44.958		16:14:04.856	11		3:24.760	57.273	1:19.056	1:08.431		16:16:52.108
12		2:26.425	48.308	52.966	45.151		16:16:31.281	12			1:14.708	1:31.522			
13			1:06.833	1:18.925											

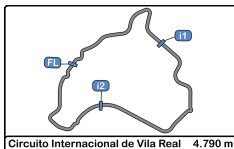
87 Paulo Ferraz RENAULT CLIO 16S **98** Tiago Montes HONDA INTEGRA TYPE R

L99 Paulo Ferraz							L99 Tiago Montes								
Lap	D	Time	Sector 1	Sector 2	Sector 3	T. Spd	Elapsed	Lap	D	Time	Sector 1	Sector 2	Sector 3	T. Spd	Elapsed
1		15:45:57.330	P				15:45:57.330	1		15:46:13.417	P				15:46:13.417
2		3:12.495	1:07.929	1:10.703	53.863		15:49:09.825	2		3:05.448	58.920	1:14.737	51.791		15:49:18.865
3		2:56.936	59.449	1:05.404	52.083		15:52:06.761	3		2:43.190	57.950	58.313	46.927		15:52:02.055
4		2:48.135	56.541	1:01.555	50.039		15:54:54.896	4		2:31.371	50.451	55.596	45.324		15:54:33.426
5		2:45.276	55.416	1:00.179	49.681		15:57:40.172	5		7:12.446	P	1:03.005	1:14.963	4:54.478	16:01:45.872
6		3:45.164	1:10.641	1:23.101	1:11.422		16:01:25.336	6		3:09.977	1:15.341	1:06.778	47.858		16:04:55.849
7		11:43.833	P	1:29.459	1:35.110	8:39.264	16:13:09.169								
8		3:45.862	1:12.318	1:18.803	1:14.741		16:16:55.031								
9			1:15.548	1:30.614											

94 Pedro Monteiro Carvalho CITROEN SAXO CUP **99** Hugo Mestre HONDA INTEGRA TYPE-R

L99 Pedro Monteiro Carvalho							L99 Hugo Mestre								
Lap	D	Time	Sector 1	Sector 2	Sector 3	T. Spd	Elapsed	Lap	D	Time	Sector 1	Sector 2	Sector 3	T. Spd	Elapsed
1		15:45:59.669	P				15:45:59.669	1		15:45:31.183	P				15:45:31.183
2		3:11.670	1:06.817	1:09.869	54.984		15:49:11.339	2		2:50.576	1:07.088	56.814	46.674		15:48:21.759
3		2:52.906	58.381	1:03.698	50.827		15:52:04.245	3		2:25.971	49.780	52.507	43.684		15:50:47.730
4		2:44.392	54.883	59.298	50.211		15:54:48.637	4		2:23.909	48.190	52.586	43.133		15:53:11.639
5		2:41.575	54.565	58.343	48.667		15:57:30.212	5		2:25.809	48.383	53.329	44.097		15:55:37.448
6		2:39.816	54.155	57.346	48.315		16:00:10.028	6		2:24.835	48.325	52.417	44.093		15:58:02.283
7		4:06.760	P	56.856	1:15.609	1:54.295	16:04:16.788	7		15:00.198	P	49.412	1:01.964	13:08.822	16:13:02.481
8		3:28.076	1:06.765	1:15.024	1:06.287		16:07:44.864	8		3:01.633	52.825	1:06.024	1:02.784		16:16:04.114
9		5:25.845	P	1:08.523	1:15.539	3:01.783	16:13:10.709	9			1:23.111	1:28.584			
10		3:43.100	1:11.802	1:19.036	1:12.262		16:16:53.809								
11			1:13.904	1:31.679											





Circuito Internacional De Vila Real

CPVL

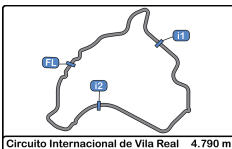
Qualifying

Best Sectors Results



Sector - 1			Sector - 2			Sector - 3			Ideal Lap vs Best Lap		
Clas	Nº Driver	Time	Nº Driver	Time	Nº Driver	Time	Clas	Nº Driver	Ideal Lap	Best Lap	Clas
1	8 Luis Barros	43.708	8 Luis Barros	47.533	77 Ribeiro De Lima	41.000	1	8 Luis Barros	2:14.164	2:14.668	1
2	12 João Novo	45.639	7 Luis Liberal	49.898	62 Joaquim Soares	41.100	2	77 Ribeiro De Lima	2:17.106	2:17.106	2
3	77 Ribeiro De Lima	45.997	77 Ribeiro De Lima	50.109	7 Luis Liberal	42.065	3	62 Joaquim Soares	2:17.638	2:17.776	3
4	7 Luis Liberal	46.123	62 Joaquim Soares	50.206	81 Artur Monteiro	42.097	4	7 Luis Liberal	2:18.086	2:18.398	4
5	62 Joaquim Soares	46.332	12 João Novo	50.504	12 João Novo	42.174	5	12 João Novo	2:18.317	2:18.429	5
6	44 Gonçalo Novo	46.995	44 Gonçalo Novo	50.897	44 Gonçalo Novo	42.233	6	44 Gonçalo Novo	2:20.125	2:20.231	6
7	55 Sérgio Manuel Da Cunha Pint	47.344	81 Artur Monteiro	51.088	56 Tiago Ribeiro	42.875	7	81 Artur Monteiro	2:20.831	2:21.035	7
8	81 Artur Monteiro	47.646	56 Tiago Ribeiro	51.476	8 Luis Barros	42.923	8	56 Tiago Ribeiro	2:22.277	2:22.760	8
9	56 Tiago Ribeiro	47.926	99 Hugo Mestre	52.417	99 Hugo Mestre	43.133	9	99 Hugo Mestre	2:23.740	2:23.909	9
10	99 Hugo Mestre	48.190	4 Imperato - Dias	52.455	55 Sérgio Manuel Da Cunha Pint	43.566	10	55 Sérgio Manuel Da Cunha Pint	2:25.260	2:25.260	10
11	82 Pedro Lisboa	48.308	82 Pedro Lisboa	52.966	75 André Monteiro	43.793	11	75 André Monteiro	2:25.268	2:25.749	11
12	75 André Monteiro	48.439	75 André Monteiro	53.036	13 Pedro Bartolomeu	43.828	12	4 Imperato - Dias	2:25.494	2:26.148	12
13	29 Daniel Moreira	48.511	13 Pedro Bartolomeu	53.048	4 Imperato - Dias	44.169	13	82 Pedro Lisboa	2:25.597	2:26.364	13
14	79 Hugo Serafim Martins	48.565	79 Hugo Serafim Martins	53.364	82 Pedro Lisboa	44.323	14	13 Pedro Bartolomeu	2:25.969	2:27.298	17
15	37 Manuel Mota	48.681	48 José Miguel Vasques De Almeida	53.492	29 Daniel Moreira	44.332	15	29 Daniel Moreira	2:26.372	2:26.764	15
16	48 José Miguel Vasques De Almeida	48.743	29 Daniel Moreira	53.529	48 José Miguel Vasques De Almeida	44.426	16	79 Hugo Serafim Martins	2:26.515	2:26.515	14
17	4 Imperato - Dias	48.870	37 Manuel Mota	54.016	37 Manuel Mota	44.500	17	48 José Miguel Vasques De Almeida	2:26.661	2:27.002	16
18	13 Pedro Bartolomeu	49.093	55 Sérgio Manuel Da Cunha Pint	54.350	79 Hugo Serafim Martins	44.586	18	37 Manuel Mota	2:27.197	2:29.171	18
19	28 Gonçalo Macedo	49.890	28 Gonçalo Macedo	54.579	28 Gonçalo Macedo	44.976	19	28 Gonçalo Macedo	2:29.445	2:29.445	19
20	98 Tiago Montes	50.451	96 Miguel Matias	55.431	98 Tiago Montes	45.324	20	98 Tiago Montes	2:31.371	2:31.371	20
21	96 Miguel Matias	50.510	98 Tiago Montes	55.596	96 Miguel Matias	45.507	21	96 Miguel Matias	2:31.448	2:31.698	21
22	73 Raul Silva	51.097	73 Raul Silva	55.916	73 Raul Silva	45.627	22	73 Raul Silva	2:32.640	2:32.898	22
23	51 Márcio Teixeira	51.486	51 Márcio Teixeira	56.509	51 Márcio Teixeira	45.638	23	51 Márcio Teixeira	2:33.633	2:33.633	23
24	33 Micael Baptista	52.643	94 Pedro Monteiro Carvalho	57.346	54 Antonio Sarabando	47.345	24	54 Antonio Sarabando	2:37.875	2:38.625	24
25	54 Antonio Sarabando	52.859	54 Antonio Sarabando	57.671	42 Zenha - Zenha	47.652	25	42 Zenha - Zenha	2:38.718	2:38.718	25
26	42 Zenha - Zenha	53.229	42 Zenha - Zenha	57.837	94 Pedro Monteiro Carvalho	48.315	26	94 Pedro Monteiro Carvalho	2:39.816	2:39.816	26
27	38 Ascensão - Ascensão	53.411	38 Ascensão - Ascensão	58.144	38 Ascensão - Ascensão	49.647	27	38 Ascensão - Ascensão	2:41.202	2:42.277	27
28	94 Pedro Monteiro Carvalho	54.155	87 Paulo Ferraz	1:00.179	87 Paulo Ferraz	49.681	28	87 Paulo Ferraz	2:45.276	2:45.276	28
29	87 Paulo Ferraz	55.416	18 Pedro Faria	1:01.378	18 Pedro Faria	50.836	29	18 Pedro Faria	2:50.077	2:50.903	29
30	18 Pedro Faria	57.863	47 Horst Baptista	1:06.514	47 Horst Baptista	52.928	30	33 Micael Baptista	2:59.739	3:17.628	31
31	47 Horst Baptista	1:08.016	33 Micael Baptista	1:11.621	33 Micael Baptista	55.475	31	47 Horst Baptista	3:07.458	3:07.458	30





Circuito Internacional De Vila Real

CPVL

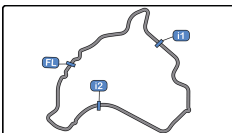
Qualifying

Best 5 Lap Times



Cl	Nº Entrant/Team	Nat	Driver 1	Nat	Driver 2	Nat	Vehicle	Cat	Cl	Best 1		Best 2		Best 3		Best 4		Best 5		
										Time	Lap	Time	Lap	Time	Lap	Time	Lap	Time	Lap	
1	8	PT	Luis Barros	PT			FORD SIERRA RS 500	L90	1	2:14.668	3	2:47.946	2							
2	77	PT	Ribeiro De Lima	PT			BMW M3 E30	L90	2	2:17.106	6	2:18.992	5	2:20.632	3	2:24.651	4	2:42.443	2	
3	62	PT	Joaquim Soares	PT			BMW E36 M3	L99	1	2:17.776	11	2:17.955	8	2:19.276	4	2:19.554	5	2:20.654	7	
4	7	PT	Luis Liberal	PT			BMW E30 M3	L99	2	2:18.398	8	2:19.209	11	2:20.087	6	2:20.933	5	2:21.818	3	
5	12	PT	João Novo	PT			FORD SIERRA RS 500	L90	3	2:18.429	5	2:19.655	4	2:22.755	6	2:25.977	3	2:38.972	2	
6	44	PT	Gonçalo Novo	PT			PEUGEOT 106 S16	L99	3	2:20.231	5	2:21.763	3	2:37.230	4	19:34.42	6			
7	81	PT	Artur Monteiro	PT			CITROEN SAXO CUP	L99	4	2:21.035	8	2:21.259	9	2:22.043	4	2:23.579	7	2:25.240	3	
8	56	PT	Tiago Ribeiro	PT			HONDA INTEGRA TYPE R	L99	5	2:22.760	5	2:23.307	4	2:28.783	3	2:38.215	7	2:38.654	6	
9	99	PT	Hugo Mestre	PT			HONDA INTEGRA TYPE-R	L99	6	2:23.909	4	2:24.835	6	2:25.809	5	2:25.971	3	2:50.576	2	
10	55	PT	Sérgio Manuel Da Cunha Pinto	PT			SUBARU IMPREZA GC8	L99	7	2:25.260	3	2:46.226	5	2:49.662	2	2:55.996	4			
11	75	PT	André Monteiro	PT			CITROEN SAXO CUP	L99	8	2:25.749	9	2:26.260	4	2:26.531	7	2:26.752	11	2:26.891	3	
12	4	PT	Jean-Philippe Imperato	PT	Carlos Dias	PT	BMW E30 M3	L90	4	2:26.148	9	2:27.535	8	2:28.046	11	2:28.306	10	2:28.455	12	
13	82	PT	Pedro Lisboa	PT			PEUGEOT 306 GTI	L99	9	2:26.364	10	2:26.425	12	2:26.757	11	2:27.563	9	2:28.519	8	
14	79	PT	Hugo Martins	PT			RENAULT SPIDER TROPHY	Legends	1	2:26.515	9	2:27.807	8	2:29.981	6	2:30.032	7	2:40.009	5	
15	29	PT	Daniel Moreira	PT			BMW E36 M3	L99	10	2:26.764	5	2:27.777	7	2:28.338	4	2:29.575	10	2:32.797	3	
16	48	PT	José Vasques De Almeida	PT			HONDA INTEGRA TYPE R	L99	11	2:27.002	6	2:27.482	4	2:27.588	5	2:32.081	3	2:44.026	2	
17	13	PT	Pedro Bartolomeu	PT			RENAULT SPIDER	Legends	2	2:27.298	9	2:27.493	10	2:28.512	8	2:28.890	11	2:31.389	5	
18	37	PT	Manuel Mota	PT			CITROEN SAXO CUP	L99	12	2:29.171	3	2:32.256	4	2:46.350	2					
19	28	PT	Gonçalo Macedo	PT			CITROEN SAXO	L99	13	2:29.445	4	2:36.271	3	11:00.14	2					
20	98	PT	Tiago Montes	PT			HONDA INTEGRA TYPE R	L99	14	2:31.371	4	2:43.190	3	3:05.448	2	3:09.977	6	7:12.446	5	
21	96	PT	Miguel Matias	PT			CITROEN SAXO CUP	L99	15	2:31.698	10	2:32.558	9	2:35.129	8	2:37.926	5	2:39.644	4	
22	73	PT	Raul Silva	PT			CITROEN SAXO VTS	L99	16	2:32.898	11	2:34.980	5	2:35.899	8	2:36.319	7	2:38.696	6	
23	51	PT	Márcio Teixeira	PT			CITROEN SAXO VTS	L99	17	2:33.633	4	2:37.110	3	2:51.120	2					
24	54	PT	Antonio Sarabando	PT			PEUGEOT 306 GTI	L99	18	2:38.625	5	2:39.615	4	2:40.282	6	2:42.138	3	2:57.406	2	
25	42	PT	António Zenha	PT	Manuel Zenha	PT	VOLKSWAGEN GOLF GTI	L90	5	2:38.718	7	2:41.334	5	2:43.725	4	2:46.404	3	2:54.632	2	
26	94	PT	Pedro Monteiro Carvalho	PT			CITROEN SAXO CUP	L99	19	2:39.816	6	2:41.575	5	2:44.392	4	2:52.906	3	3:11.670	2	
27	38	PT	Paulo Ascensão	PT	Luis Ascensão	PT	HONDA CIVIC SIR II (EG6)	L99	20	2:42.277	8	2:44.171	9	2:44.617	6	2:44.810	7	2:46.855	10	
28	87	PT	Paulo Ferraz	PT			RENAULT CLIO 16S	L99	21	2:45.276	5	2:48.135	4	2:56.936	3	3:12.495	2	3:45.164	6	
29	18	PT	Pedro Faria	PT			HONDA CIVIC EF9	L90	6	2:50.903	7	2:52.613	6	2:58.255	5	3:06.219	3	5:43.193	4	
30	47	PT	Horst Baptista	PT			RENAULT 5 GT TURBO	Legends	3	3:07.458	2									
31	33	PT	Micael Baptista	PT			PEUGEOT 205 GTI 1900	L90	7	3:17.628	2	8:49.763	3							





Circuito Internacional De Vila Real

CPVL

Qualifying

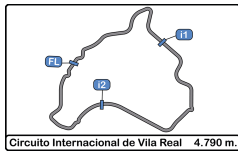
Fastest Laps Sequence

Circuito Internacional de Vila Real 4.790 m.



Lap	Time of Day	Session Time	Nº Entrant/Team	Nat	Driver 1	Nat	Driver 2	Nat	Vehicle	Cat	Time	Km/h
2	15:48:17.616	18:17.616	8		Luis Barros				FORD SIERRA RS 500	L90	2:47.946	102.6
2	15:48:27.968	18:27.968	77		Ribeiro De Lima				BMW M3 E30	L90	2:42.443	106.1
2	15:48:33.619	18:33.619	56		Tiago Ribeiro				HONDA INTEGRA TYPE R	L99	2:38.820	108.5
3	15:50:32.284	20:32.284	8		Luis Barros				FORD SIERRA RS 500	L90	2:14.668	128.0





Circuito Internacional De Vila Real

CPVL

Qualifying

Pit Stop Analysis



7 Luis Liberal BMW E30 M3

L99 Luis Liberal

Nº	In Day Time	In Time	Out Time	Pit Time	T. Pit Time	Handicap	Diff.
1	16:04:53.383	16:04:53.383	16:06:57.313	2:03.930	2:03.930		

12 João Novo FORD SIERRA RS 500

L90 João Novo

Nº	In Day Time	In Time	Out Time	Pit Time	T. Pit Time	Handicap	Diff.
1	16:04:19.237	16:04:19.237	16:05:56.317	1:37.080	1:37.080		

13 Pedro Bartolomeu RENAULT SPIDER

Legends Tro Pedro Bartolomeu

Nº	In Day Time	In Time	Out Time	Pit Time	T. Pit Time	Handicap	Diff.
1	15:51:35.507	15:51:35.507	15:53:49.365	2:13.858	2:13.858		

18 Pedro Faria HONDA CIVIC EF9

L90 Pedro Faria

Nº	In Day Time	In Time	Out Time	Pit Time	T. Pit Time	Handicap	Diff.
1	15:49:43.466	15:49:43.466	15:59:36.592	9:53.126	9:53.126		
2	16:05:58.843	16:05:58.843	16:08:26.004	2:27.161	12:20.287		

42 António Zenha VOLKSWAGEN GOLF GTI

L90 Manuel Zenha António Zenha

Nº	In Day Time	In Time	Out Time	Pit Time	T. Pit Time	Handicap	Diff.
1	16:07:49.101	16:07:49.101	16:10:54.258	3:05.157	3:05.157		

44 Gonçalo Novo PEUGEOT 106 S16

L99 Gonçalo Novo

Nº	In Day Time	In Time	Out Time	Pit Time	T. Pit Time	Handicap	Diff.
1	15:59:40.596	15:59:40.596	16:16:03.211	16:22.615	16:22.615		

48 José Vasques De Almeida HONDA INTEGRA TYPE R

L99 José Miguel Vasques de Almeida

Nº	In Day Time	In Time	Out Time	Pit Time	T. Pit Time	Handicap	Diff.
1	16:04:59.123	16:04:59.123	16:06:33.160	1:34.037	1:34.037		

56 Tiago Ribeiro HONDA INTEGRA TYPE R

L99 Tiago Ribeiro

Nº	In Day Time	In Time	Out Time	Pit Time	T. Pit Time	Handicap	Diff.
1	16:03:32.080	16:03:32.080	16:04:29.234	57.154	57.154		
2	16:07:26.391	16:07:26.391	16:13:07.546	5:41.155	6:38.309		

62 Joaquim Soares BMW E36 M3

L99 Joaquim Soares

Nº	In Day Time	In Time	Out Time	Pit Time	T. Pit Time	Handicap	Diff.
1	16:05:20.353	16:05:20.353	16:07:56.473	2:36.120	2:36.120		

73 Raul Silva CITROEN SAXO VTS

L99 Raul Silva

Nº	In Day Time	In Time	Out Time	Pit Time	T. Pit Time	Handicap	Diff.
1	15:52:03.347	15:52:03.347	15:53:15.463	1:12.116	1:12.116		

75 André Monteiro CITROEN SAXO CUP

L99 Artur Monteiro

Nº	In Day Time	In Time	Out Time	Pit Time	T. Pit Time	Handicap	Diff.
1	15:56:17.750	15:56:17.750	15:58:50.160	2:32.410	2:32.410		

77 Ribeiro De Lima BMW M3 E30

L90 Ribeiro de Lima

Nº	In Day Time	In Time	Out Time	Pit Time	T. Pit Time	Handicap	Diff.
1	16:00:56.163	16:00:56.163	16:12:33.412	11:37.249	11:37.249		

79 Hugo Martins RENAULT SPIDER TROPHY

Legends Tro Hugo Serafim Martins

Nº	In Day Time	In Time	Out Time	Pit Time	T. Pit Time	Handicap	Diff.
1	15:53:59.610	15:53:59.610	15:58:26.644	4:27.034	4:27.034		
2	16:14:01.767	16:14:01.767	16:15:49.243	1:47.476	6:14.510		

81 Artur Monteiro CITROEN SAXO CUP

L99 André Monteiro

Nº	In Day Time	In Time	Out Time	Pit Time	T. Pit Time	Handicap	Diff.
1	15:56:42.041	15:56:42.041	15:58:56.226	2:14.185	2:14.185		
2	16:12:02.114	16:12:02.114	16:16:01.182	3:59.068	6:13.253		

82 Pedro Lisboa PEUGEOT 306 GTI

L99 Pedro Lisboa

Nº	In Day Time	In Time	Out Time	Pit Time	T. Pit Time	Handicap	Diff.
1	15:56:43.631	15:56:43.631	15:58:51.985	2:08.354	2:08.354		

87 Paulo Ferraz RENAULT CLIO 16S

L99 Paulo Ferraz

Nº	In Day Time	In Time	Out Time	Pit Time	T. Pit Time	Handicap	Diff.
1	16:05:39.642	16:05:39.642	16:13:09.169	7:29.527	7:29.527		

96 Miguel Matias CITROEN SAXO CUP

L99 Miguel Matias

Nº	In Day Time	In Time	Out Time	Pit Time	T. Pit Time	Handicap	Diff.
1	16:00:42.668	16:00:42.668	16:03:06.223	2:23.555	2:23.555		

98 Tiago Montes HONDA INTEGRA TYPE R

L99 Tiago Montes

Nº	In Day Time	In Time	Out Time	Pit Time	T. Pit Time	Handicap	Diff.
1	15:57:45.803	15:57:45.803	16:01:45.872	4:00.069	4:00.069		

99 Hugo Mestre HONDA INTEGRA TYPE-R

L99 Hugo Mestre

Nº	In Day Time	In Time	Out Time	Pit Time	T. Pit Time	Handicap	Diff.
1	16:00:41.449	16:00:41.449	16:13:02.481	12:21.032	12:21.032		





Circuito Internacional De Vila Rea

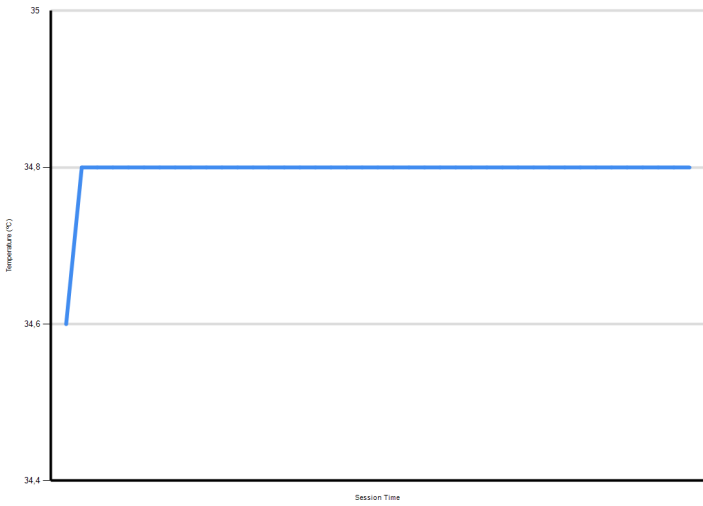
CPVL

Qualifying

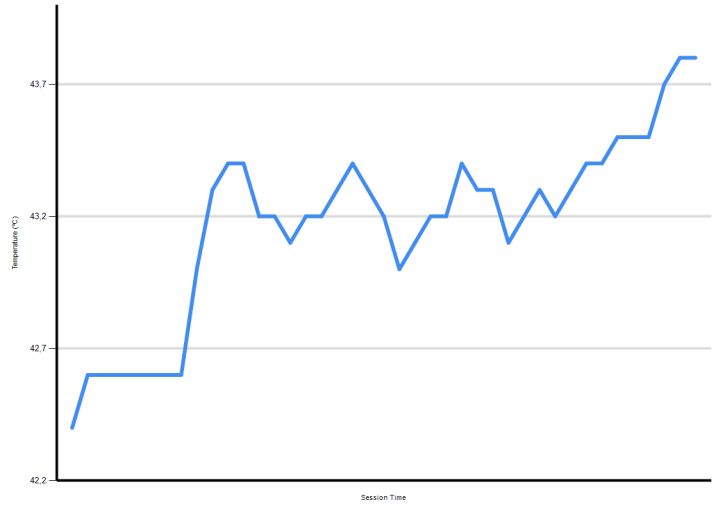
Weather Report



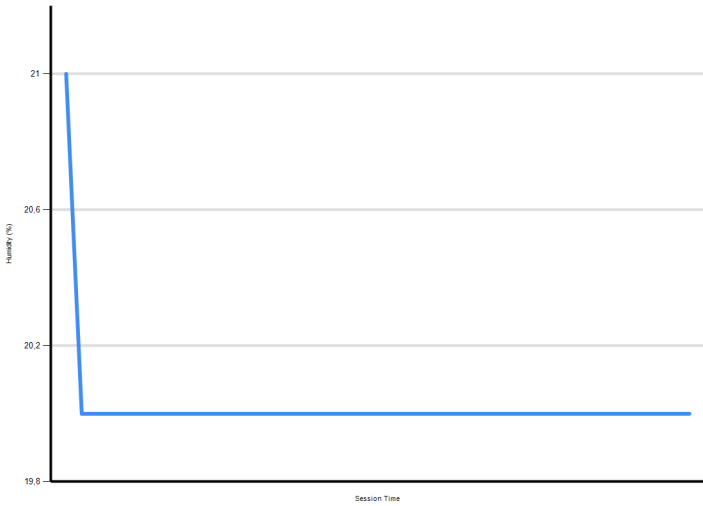
Air Temperature




Track Temperature



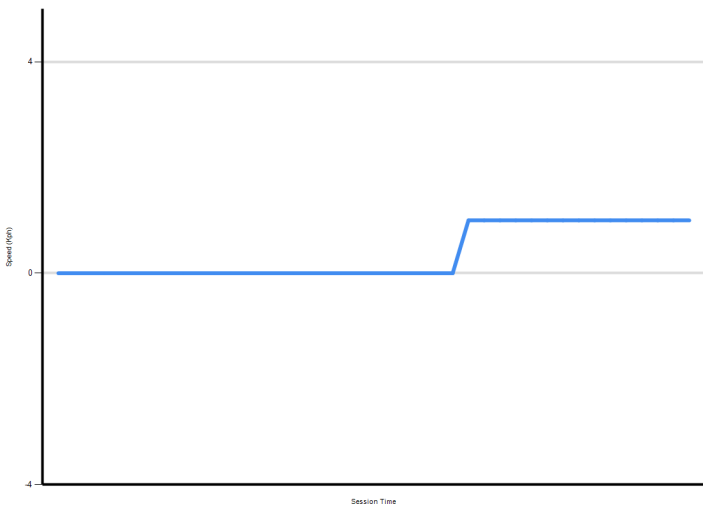
Humidity



Pressure



Wind Speed



Wind direction

