



FIA TCR World Tour

Qualifying - 1

EVENT OF VILA REAL - JULY 11TH-12TH

Circuito Internacional de Vila Real 4.755 m.

Provisional Results

Clas	Nº	Driver	Nat	Cat	Clas	Team	Nat	Vehicle	Laps	Best	Time	Gap	Interval	Km/h
1	168	Yann Ehrlacher	FRA			GEELY CYAN RACING	SWE	Geely Preface TCR	13	6	1:59.939			142.7
2	155	Qinghua Ma	CHN			GEELY CYAN RACING	SWE	Geely Preface TCR	9	6	1:59.949	0.010	0.010	142.7
3	181	Santiago Urrutia	URU			GEELY CYAN RACING	SWE	Geely Preface TCR	13	6	2:00.021	0.082	0.072	142.6
4	111	Thed Björk	SWE			GEELY CYAN RACING	SWE	Geely Preface TCR	14	11	2:00.145	0.206	0.124	142.4
5	196	Mikel Azcona	ESP			BRC HYUNDAI N SQUADRA CORSE	ITA	Hyundai Elantra N EV TCR	6	6	2:00.586	0.647	0.441	141.9
6	105	Norbert Michelisz	HUN			BRC HYUNDAI N SQUADRA CORSE	ITA	Hyundai Elantra N EV TCR	5	3	2:00.764	0.825	0.178	141.7
7	107	Aurelien Comte	FRA			SYLVAIN PUSSIER	FRA	Cupra Leon VZ TCR	11	6	2:00.801	0.862	0.037	141.7
8	10	Viktor Andersson	SWE	ETS	1	SYLVAIN PUSSIER	FRA	Cupra Leon VZ TCR	9	6	2:01.352	1.413	0.551	141.0
9	121	Jimmy Claret	FRA			JIMMY CLAIRET	FRA	Audi RS 3 LMS TCR	12	7	2:01.863	1.924	0.511	140.4
10	246	Jenson Brickley	GBR			ALM Motorsport	EST	Honda Civic Type R FL5 TCR	12	7	2:02.377	2.438	0.514	139.8
11	13	Manuel Fernandes	POR	ETS	2	Vannin Motorsport	GBR	Audi RS 3 LMS TCR	9	7	2:02.434	2.495	0.057	139.8
12	419	Enzo Gianfratti	BRA	ETS	3	SYLVAIN PUSSIER	FRA	Cupra Leon VZ TCR	14	14	2:02.999	3.060	0.565	139.1
13	148	Mikael Karlsson	SWE	ETS	4	ALM Motorsport	EST	Honda Civic Type R FL5 TCR	12	11	2:03.074	3.135	0.075	139.0
14	34	Stian Paulsen	NOR	ETS	5	Vannin Motorsport	GBR	Audi RS 3 LMS TCR	11	4	2:03.992	4.053	0.918	138.0
15	431	Mathieu Casalonga	FRA	ETS	6	TEDDY CLAIRET	FRA	Audi RS 3 LMS TCR	13	13	2:09.808	9.869	5.816	131.8

\* PENALTIES

CAR 148 FASTEST LAP DISALLOWED FOR CAUSING A RED FLAG

CAR 34 FASTEST LAP DISALLOWED FOR CAUSING A RED FLAG


Published at:.....

Track Temp: 48.6 °C Air Temp: 24.4 °C Humidity: 49 % Track Status: DRY

Race Director:

Dino Lodola

Timekeeper:

  
Paula García Viñas  
JCR-04389-ESP/M





Vila Real  
Kumho FIA TCR World Tour  
Qualifying - 1  
Provisional Results by Category



EVENT OF VILA REAL - JULY 11TH-12TH

ETS														
Clas	Nº	Driver	Nat	Cat	Clas	Team	Nat	Vehicle	Laps	Best	Time	Gap	Interval	Km/h
1	10	Viktor Andersson		ETS	1	SYLVAIN PUSSIER		Cupra Leon VZ TCR	9	6	2:01.352			141.0
2	13	Manuel Fernandes		ETS	2	Vannin Motorsport		Audi RS 3 LMS TCR	9	7	2:02.434	1.082	1.082	139.8
3	419	Enzo Gianfratti		ETS	3	SYLVAIN PUSSIER		Cupra Leon VZ TCR	14	14	2:02.999	1.647	0.565	139.1
4	148	Mikael Karlsson		ETS	4	ALM Motorsport		Honda Civic Type R FL5 TCR	12	11	2:03.074	1.722	0.075	139.0
5	34	Stian Paulsen		ETS	5	Vannin Motorsport		Audi RS 3 LMS TCR	11	4	2:03.992	2.640	0.918	138.0
6	431	Mathieu Casalonga		ETS	6	TEDDY CLAIRET		Audi RS 3 LMS TCR	13	13	2:09.808	8.456	5.816	131.8

\* PENALTIES

CAR 148 FASTEST LAP DISALLOWED FOR CAUSING A RED FLAG

CAR 34 FASTEST LAP DISALLOWED FOR CAUSING A RED FLAG

Published at:.....

Track Temp: 48.6 °C Air Temp: 24.4 °C Humidity: 49 % Track Status: DRY

Race Director:

Dino Lodola

Timekeeper:

Paula García Viñas  
JCR-04389-ESP/M





Vila Real  
Kumho FIA TCR World Tour  
Qualifying - 1  
Lap Analysis



EVENT OF VILA REAL - JULY 11TH-12TH

10 Viktor Andersson Cupra Leon VZ TCR 107 Aurelien Comte Cupra Leon VZ TCR  
ETS SYLVAIN PUSSIER SYLVAIN PUSSIER

Lap	D	Time	Sector 1	Sector 2	Sector 3	T. Spd	Elapsed	Lap	D	Time	Sector 1	Sector 2	Sector 3	T. Spd	Elapsed
1		15:35:35.149	P		15:35:35.149		15:35:35.149	1		15:35:33.321	P		15:35:33.321		15:35:33.321
2		2:25.396	47.652	48.325	49.419		15:38:00.545	2		2:25.018	46.738	48.981	49.299		15:37:58.339
3		2:02.893	41.563	44.512	36.818		15:40:03.438	3		2:01.506	40.998	44.089	36.419		15:39:59.845
4		4:12.537	P	41.770	45.045	2:45.722	15:44:15.975	4		5:09.495	P	41.079	45.619	3:42.797	15:45:09.340
5		2:25.046	48.468	50.786	45.792		15:46:41.021	5		2:11.738	43.733	47.844	40.161		15:47:21.078
6		2:01.352	40.946	44.107	36.299		15:48:42.373	6		2:00.801	40.645	43.870	36.286		15:49:21.879
7		2:03.092	41.472	44.487	37.133		15:50:45.465	7		2:06.615	43.962	45.098	37.555		15:51:28.494
8		9:40.057	P	49.694	52.092	7:58.271	16:00:25.522	8		2:05.454	42.020	45.687	37.747		15:53:33.948
9		2:13.936	42.536	47.915	43.485		16:02:39.458	9		28:52.405	P	42.305	46.909	27:23.191	16:22:26.353
10			41.812	44.895				10		2:12.607	43.925	46.861	41.821		16:24:38.960
								11		2:02.495	41.369	44.340	36.786		16:26:41.455
								12			43.619	45.986			

13 Manuel Fernandes Audi RS 3 LMS TCR 111 Thed Björk Geely Preface TCR  
ETS Vannin Motorsport GEELY CYAN RACING

Lap	D	Time	Sector 1	Sector 2	Sector 3	T. Spd	Elapsed	Lap	D	Time	Sector 1	Sector 2	Sector 3	T. Spd	Elapsed
1		15:35:41.978	P		15:35:41.978		15:35:41.978	1		15:35:25.281	P		15:35:25.281		15:35:25.281
2		4:16.839	P	49.025	48.495	2:39.319	15:39:58.817	2		2:26.558	45.364	48.375	52.819		15:37:51.839
3		2:22.141	50.069	47.725	44.347		15:42:20.958	3		2:02.396	41.584	44.389	36.423		15:39:54.235
4		2:03.258	41.555	44.566	37.137		15:44:24.216	4		4:20.352	P	42.697	45.939	2:51.716	15:44:14.587
5		3:40.238	P	41.792	44.883	2:13.563	15:48:04.454	5		2:07.858	46.312	44.907	36.639		15:46:22.445
6		2:11.516	47.322	46.601	37.593		15:50:15.970	6		2:04.980	40.725	45.025	39.230		15:48:27.425
7		2:02.434	41.316	44.233	36.885		15:52:18.404	7		2:01.499	40.837	44.006	36.656		15:50:28.924
8		8:12.883	P	42.435	49.942	6:40.506	16:00:31.287	8		4:24.042	P	43.723	45.983	2:54.336	15:54:52.966
9		2:13.855	45.807	46.142	41.906		16:02:45.142	9		5:26.747	P	50.501	1:10.044	3:26.202	16:00:19.713
10			41.150	44.352				10		2:07.563	43.783	45.935	37.845		16:02:27.276
								11		2:00.145	40.417	43.720	36.008		16:04:27.421
								12		17:53.353	P	55.406	1:09.937	15:48.010	16:22:20.774
								13		2:14.405	44.059	49.653	40.693		16:24:35.179
								14		2:03.398	40.884	44.372	38.142		16:26:38.577
								15			47.271	46.655			

34 Stian Paulsen Audi RS 3 LMS TCR 121 Jimmy Claret Audi RS 3 LMS TCR  
ETS Vannin Motorsport JIMMY CLAIRET

Lap	D	Time	Sector 1	Sector 2	Sector 3	T. Spd	Elapsed	Lap	D	Time	Sector 1	Sector 2	Sector 3	T. Spd	Elapsed
1		15:35:40.537	P		15:35:40.537		15:35:40.537	1		15:35:13.081	P		15:35:13.081		15:35:13.081
2		2:24.329	50.631	49.309	44.389		15:38:04.866	2		3:25.574	P	44.017	47.363	1:54.194	15:38:38.655
3		2:07.555	43.207	46.284	38.064		15:40:12.421	3		2:11.461	44.897	47.392	39.172		15:40:50.116
4		2:03.992	41.762	44.977	37.253		15:42:16.413	4		2:02.506	41.195	44.750	36.561		15:42:52.622
5		2:03.599	42.010	44.605	36.984		15:44:20.012	5		4:09.816	P	41.477	45.080	2:43.259	15:47:02.438
6		2:04.112	42.011	44.854	37.247		15:46:24.124	6		2:13.132	46.547	47.179	39.406		15:49:15.570
7		4:15.915	P	43.200	47.887	2:44.828	15:50:40.039	7		2:01.863	40.894	44.262	36.707		15:51:17.433
8		2:23.989	49.503	49.611	44.869		15:53:04.022	8		2:02.545	41.051	44.461	37.033		15:53:19.978
9		2:06.100	42.641	45.674	37.785		15:55:10.122	9		7:40.487	P	43.683	47.834	6:08.970	16:01:00.465
10		5:18.675	P	50.426	1:09.742	3:18.507	16:00:28.797	10		2:07.275	43.686	46.030	37.559		16:03:07.740
11		2:42.859	45.260	46.207	41.383		16:02:41.647	11		20:00.360	P	41.453	45.515	18:33.392	16:23:08.100
12			41.747	44.751				12		2:11.683	44.723	47.460	39.500		16:25:19.783
								13			43.007	46.724			

105 Norbert Michelisz Hyundai Elantra N EV TCR BRC HYUNDAI N SQUADRA

Lap	D	Time	Sector 1	Sector 2	Sector 3	T. Spd	Elapsed	Lap	D	Time	Sector 1	Sector 2	Sector 3	T. Spd	Elapsed
1		15:35:22.314	P		15:35:22.314		15:35:22.314	1		15:35:13.081	P		15:35:13.081		15:35:13.081
2		2:18.786	42.256	47.473	49.057		15:37:41.100	2		3:25.574	P	44.017	47.363	1:54.194	15:38:38.655
3		2:00.764	40.795	43.878	36.091		15:39:41.864	3		2:11.461	44.897	47.392	39.172		15:40:50.116
4		11:10.589	P	42.526	46.151	9:41.912	15:50:52.453	4		2:02.506	41.195	44.750	36.561		15:42:52.622
5		2:09.848	42.965	46.871	40.012		15:53:02.301	5		4:09.816	P	41.477	45.080	2:43.259	15:47:02.438
6			40.391	47.626				6		2:13.132	46.547	47.179	39.406		15:49:15.570
								7		2:01.863	40.894	44.262	36.707		15:51:17.433
								8		2:02.545	41.051	44.461	37.033		15:53:19.978
								9		7:40.487	P	43.683	47.834	6:08.970	16:01:00.465
								10		2:07.275	43.686	46.030	37.559		16:03:07.740
								11		20:00.360	P	41.453	45.515	18:33.392	16:23:08.100
								12		2:11.683	44.723	47.460	39.500		16:25:19.783
								13			43.007	46.724			





Vila Real  
Kumho FIA TCR World Tour  
Qualifying - 1  
Lap Analysis



EVENT OF VILA REAL - JULY 11TH-12TH

148 Mikael Karlsson Honda Civic Type R FL5 TCR 181 Santiago Urrutia Geely Preface TCR

ETS							ALM Motorsport							GEELY CYAN RACING									
Lap	D	Time	Sector 1	Sector 2	Sector 3	T. Spd	Elapsed	Lap	D	Time	Sector 1	Sector 2	Sector 3	T. Spd	Elapsed	Lap	D	Time	Sector 1	Sector 2	Sector 3	T. Spd	Elapsed
1		15:35:16.038	P				15:35:16.038	1		15:35:28.561	P				15:35:28.561	1		15:35:28.561					15:35:28.561
2		4:08.327	P	44.475	50.100	2:33.752	15:39:24.365	2		2:21.163		41.915	46.162	53.086	15:37:49.724	2		2:21.163	41.915	46.162	53.086		15:37:49.724
3		2:10.848		44.156	47.518	39.174	15:41:35.213	3		2:00.856		40.927	43.974	35.955	15:39:50.580	3		2:00.856	40.927	43.974	35.955		15:39:50.580
4		<del>2:07.529</del>		42.650	44.935	39.944	15:43:42.742	4		4:11.176	P	43.870	45.749	2:41.557	15:44:01.756	4		4:11.176	43.870	45.749	2:41.557		15:44:01.756
5		<del>2:03.504</del>		41.421	44.720	37.360	15:45:46.243	5		2:04.060		41.839	45.053	37.168	15:46:05.816	5		2:04.060	41.839	45.053	37.168		15:46:05.816
6		4:41.417	P	42.794	45.535	3:13.088	15:50:27.660	6		2:00.021		40.397	43.656	35.968	15:48:05.837	6		2:00.021	40.397	43.656	35.968		15:48:05.837
7		2:13.304		44.426	48.187	40.691	15:52:40.964	7		3:53.807	P	44.708	49.526	2:19.573	15:51:59.644	7		3:53.807	44.708	49.526	2:19.573		15:51:59.644
8		2:04.781		41.725	45.169	37.887	15:54:45.745	8		2:11.396		47.770	45.416	38.210	15:54:11.040	8		2:11.396	47.770	45.416	38.210		15:54:11.040
9		<del>2:28.945</del>	P	1:21.018	1:09.572	24:58.355	16:22:14.690	9		6:13.085	P	40.308	43.304	4:49.473	16:00:24.125	9		6:13.085	40.308	43.304	4:49.473		16:00:24.125
10		2:10.327		43.526	47.565	39.236	16:24:25.017	10		2:13.736		42.308	48.300	43.128	16:02:37.861	10		2:13.736	42.308	48.300	43.128		16:02:37.861
11		2:03.074		41.448	44.412	37.214	16:26:28.091	11		<del>2:04.355</del>		41.133	43.355	39.867	16:04:42.216	11		<del>2:04.355</del>	41.133	43.355	39.867		16:04:42.216
12		2:04.748		42.112	45.023	37.613	16:28:32.839	12		17:41.931	P	1:01.252	1:15.367	15:25.312	16:22:24.147	12		17:41.931	1:01.252	1:15.367	15:25.312		16:22:24.147
13								13		2:13.258		44.583	47.332	41.343	16:24:37.405	13		2:13.258	44.583	47.332	41.343		16:24:37.405
14								14				40.715	44.455			14			40.715	44.455			

155 Qinghua Ma Geely Preface TCR

GEELY CYAN RACING							196 Mikel Azcona Hyundai Elantra N EV TCR								
Lap	D	Time	Sector 1	Sector 2	Sector 3	T. Spd	Elapsed	Lap	D	Time	Sector 1	Sector 2	Sector 3	T. Spd	Elapsed
1		15:35:31.606	P				15:35:31.606	1		15:35:20.784	P				15:35:20.784
2		2:23.661		47.791	48.954	46.916	15:37:55.267	2		2:17.023		42.852	48.040	46.131	15:37:37.807
3		2:01.932		42.058	43.696	36.178	15:39:57.199	3		2:00.706		41.127	43.755	35.824	15:39:38.513
4		4:21.572	P	41.156	46.747	2:53.669	15:44:18.771	4		8:11.655	P	42.936	46.482	6:42.237	15:47:50.168
5		2:20.869		50.027	49.897	40.945	15:46:39.640	5		2:09.394		44.112	46.700	38.582	15:49:59.562
6		1:59.949		40.269	43.457	36.223	15:48:39.589	6		2:00.586		40.617	43.457	36.512	15:52:00.148
7		35:25.466	P	46.299	46.316	33:52.851	16:24:05.055	7				45.381	47.827		
8		2:17.399		48.748	48.465	40.186	16:26:22.454								
9		2:00.054		40.132	43.425	36.497	16:28:22.508								

168 Yann Ehrlacher Geely Preface TCR 246 Jensen Brickley Honda Civic Type R FL5 TCR

GEELY CYAN RACING							ALM Motorsport								
Lap	D	Time	Sector 1	Sector 2	Sector 3	T. Spd	Elapsed	Lap	D	Time	Sector 1	Sector 2	Sector 3	T. Spd	Elapsed
1		15:35:26.962	P				15:35:26.962	1		15:35:17.330	P				15:35:17.330
2		2:18.727		42.257	45.925	50.545	15:37:45.689	2		4:04.089	P	44.040	49.837	2:30.212	15:39:21.419
3		2:01.187		40.905	43.974	36.308	15:39:46.876	3		2:08.897		42.777	46.537	39.583	15:41:30.316
4		3:37.822	P	42.245	45.624	2:09.953	15:43:24.698	4		<del>3:21.004</del>	P	40.944	45.051	1:55.006	15:44:51.317
5		2:11.561		42.837	48.920	39.804	15:45:36.259	5		2:09.510		43.871	46.697	38.942	15:47:00.827
6		1:59.939		40.317	43.333	36.289	15:47:36.198	6		<del>2:04.364</del>		41.157	43.979	39.225	15:49:05.188
7		4:44.875	P	44.543	47.280	3:13.052	15:52:21.073	7		2:02.377		41.130	44.032	37.215	15:51:07.565
8		2:07.300		42.518	45.032	39.750	15:54:28.373	8		3:55.455	P	42.681	46.119	2:26.655	15:55:03.020
9		5:53.664	P	40.908	59.646	4:13.110	16:00:22.037	9		6:58.606	P	45.017	1:17.778	4:55.811	16:02:01.626
10		2:12.274		42.400	49.009	40.865	16:02:34.311	10		2:09.569		44.760	46.605	38.204	16:04:11.195
11		2:00.143		40.145	43.467	36.531	16:04:34.454	11		18:46.158	P	52.549	1:25.920	16:27.689	16:22:57.353
12		17:48.184	P	1:06.375	1:16.487	15:25.322	16:22:22.638	12		2:30.253		49.858	55.848	44.547	16:25:27.606
13		2:10.472		44.049	47.069	39.354	16:24:33.110	13				41.520	45.647		
14				41.234	44.610										





Vila Real  
Kumho FIA TCR World Tour  
Qualifying - 1  
Lap Analysis



EVENT OF VILA REAL - JULY 11TH-12TH

419

Enzo Gianfratti

Cupra Leon VZ TCR

ETS

SYLVAIN PUSSIER

Lap	D	Time	Sector 1	Sector 2	Sector 3	T. Spd	Elapsed
1		15:35:36.615 P			15:35:36.615		15:35:36.615
2		3:56.077 P	47.044	48.053	2:20.980		15:39:32.692
3		2:19.201	47.099	51.697	40.405		15:41:51.893
4		2:15.075	44.764	49.297	41.014		15:44:06.968
5		2:04.912	41.751	45.027	38.134		15:46:11.880
6		3:36.389 P	44.359	48.694	2:03.336		15:49:48.269
7		2:13.868	44.714	46.137	43.017		15:52:02.137
8		<del>2:03.680</del>	41.612	44.576	37.492		15:54:05.817
9		6:20.977 P	44.157	48.404	4:48.416		16:00:26.794
10		2:13.793	42.347	47.588	43.858		16:02:40.587
11		2:03.691	41.438	44.904	37.349		16:04:44.278
12		17:43.646 P	59.548	1:15.518	15:28.580		16:22:27.924
13		2:12.210	43.193	46.716	42.301		16:24:40.134
14		<b>2:02.999</b>	<b>41.320</b>	<b>44.479</b>	<b>37.200</b>		16:26:43.133
15			44.552	46.660			

431

Mathieu Casalonga

Audi RS 3 LMS TCR

ETS

TEDDY CLAIRET

Lap	D	Time	Sector 1	Sector 2	Sector 3	T. Spd	Elapsed
1		15:35:44.078 P			15:35:44.078		15:35:44.078
2		2:24.332	50.229	51.501	42.602		15:38:08.410
3		3:43.157 P	45.552	49.267	2:08.338		15:41:51.567
4		2:16.490	46.474	48.603	41.413		15:44:08.057
5		2:10.058	43.912	46.810	<b>39.336</b>		15:46:18.115
6		2:10.860	<b>43.046</b>	46.860	40.954		15:48:28.975
7		3:36.281 P	43.597	47.007	2:05.677		15:52:05.256
8		2:53.718 P	47.387	49.894	1:16.437		15:54:58.974
9		5:37.058 P	47.774	1:12.413	3:36.871		16:00:36.032
10		2:14.163	45.319	48.600	40.244		16:02:50.195
11		19:26.473 P	43.164	46.907	17:56.402		16:22:16.668
12		2:25.316	46.673	55.868	42.775		16:24:41.984
13		<b>2:09.808</b>	43.542	<b>46.604</b>	39.662		16:26:51.792





Vila Real  
Kumho FIA TCR World Tour  
Qualifying - 1  
Best Sectors Results



EVENT OF VILA REAL - JULY 11TH-12TH

Sector - 1				Sector - 2				Sector - 3				Ideal Lap vs Best Lap			
Clas	Nº	Driver	Time	Nº	Driver	Time	Nº	Driver	Time	Clas	Nº	Driver	Ideal Lap	Best Lap	Clas
1	155	Qinghua Ma	40.132	181	Santiago Urrutia	43.304	196	Mikel Azcona	35.824	1	181	Santiago Urrutia	1:59.567	2:00.021	3
2	168	Yann Ehrlacher	40.145	168	Yann Ehrlacher	43.333	181	Santiago Urrutia	35.955	2	155	Qinghua Ma	1:59.735	1:59.949	2
3	181	Santiago Urrutia	40.308	155	Qinghua Ma	43.425	111	Thed Björk	36.008	3	168	Yann Ehrlacher	1:59.767	1:59.939	1
4	105	Norbert Michelisz	40.391	196	Mikel Azcona	43.457	105	Norbert Michelisz	36.091	4	196	Mikel Azcona	1:59.898	2:00.586	5
5	111	Thed Björk	40.417	111	Thed Björk	43.720	155	Qinghua Ma	36.178	5	111	Thed Björk	2:00.145	2:00.145	4
6	196	Mikel Azcona	40.617	107	Aurelien Comte	43.870	107	Aurelien Comte	36.286	6	105	Norbert Michelisz	2:00.360	2:00.764	6
7	107	Aurelien Comte	40.645	105	Norbert Michelisz	43.878	168	Yann Ehrlacher	36.289	7	107	Aurelien Comte	2:00.801	2:00.801	7
8	121	Jimmy Clairot	40.894	246	Jenson Brickley	43.979	10	Viktor Andersson	36.299	8	10	Viktor Andersson	2:01.352	2:01.352	8
9	246	Jenson Brickley	40.944	10	Viktor Andersson	44.107	121	Jimmy Clairot	36.561	9	121	Jimmy Clairot	2:01.717	2:01.863	9
10	10	Viktor Andersson	40.946	13	Manuel Fernandes	44.233	13	Manuel Fernandes	36.885	10	246	Jenson Brickley	2:02.138	2:02.377	10
11	13	Manuel Fernandes	41.150	121	Jimmy Clairot	44.262	34	Stian Paulsen	36.984	11	13	Manuel Fernandes	2:02.268	2:02.434	11
12	419	Enzo Gianfratti	41.320	148	Mikael Karlsson	44.412	419	Enzo Gianfratti	37.200	12	419	Enzo Gianfratti	2:02.999	2:02.999	12
13	148	Mikael Karlsson	41.421	419	Enzo Gianfratti	44.479	148	Mikael Karlsson	37.214	13	148	Mikael Karlsson	2:03.047	2:03.074	13
14	34	Stian Paulsen	41.747	34	Stian Paulsen	44.605	246	Jenson Brickley	37.215	14	34	Stian Paulsen	2:03.336	2:03.992	14
15	431	Mathieu Casalonga	43.046	431	Mathieu Casalonga	46.604	431	Mathieu Casalonga	39.336	15	431	Mathieu Casalonga	2:08.986	2:09.808	15





Vila Real  
Kumho FIA TCR World Tour  
Qualifying - 1  
Best 5 Lap Times



EVENT OF VILA REAL - JULY 11TH-12TH

Cls	Nº	Driver	Nat	Cat	Cls	Team	Nat	Vehicle	Best 1		Best 2		Best 3		Best 4		Best 5	
									Time	Lap	Time	Lap	Time	Lap	Time	Lap	Time	Lap
1	168	Yann Ehrlacher				GEELY CYAN RACING		Geely Preface TCR	1:59.939	6	2:00.143	11	2:01.187	3	2:07.300	8	2:10.472	13
2	155	Qinghua Ma				GEELY CYAN RACING		Geely Preface TCR	1:59.949	6	2:00.054	9	2:01.932	3	2:17.399	8	2:20.869	5
3	181	Santiago Urrutia				GEELY CYAN RACING		Geely Preface TCR	2:00.021	6	2:00.856	3	2:04.060	5	2:11.396	8	2:13.258	13
4	111	Thed Björk				GEELY CYAN RACING		Geely Preface TCR	2:00.145	11	2:01.499	7	2:02.396	3	2:03.398	14	2:04.980	6
5	196	Mikel Azcona				BRC HYUNDAI N SQUADRA CORSE		Hyundai Elantra N EV TCR	2:00.586	6	2:00.706	3	2:09.394	5	2:17.023	2	8:11.655	4
6	105	Norbert Michelisz				BRC HYUNDAI N SQUADRA CORSE		Hyundai Elantra N EV TCR	2:00.764	3	2:09.848	5	2:18.786	2	11:10.58	4		
7	107	Aurelien Comte				SYLVAIN PUSSIER		Cupra Leon VZ TCR	2:00.801	6	2:01.506	3	2:02.495	11	2:05.454	8	2:06.615	7
8	10	Viktor Andersson		ETS	1	SYLVAIN PUSSIER		Cupra Leon VZ TCR	2:01.352	6	2:02.893	3	2:03.092	7	2:13.936	9	2:25.046	5
9	121	Jimmy Claret				JIMMY CLAIRET		Audi RS 3 LMS TCR	2:01.863	7	2:02.506	4	2:02.545	8	2:07.275	10	2:11.461	3
10	246	Jenson Brickley				ALM Motorsport		Honda Civic Type R FL5 TCR	2:02.377	7	2:08.897	3	2:09.510	5	2:09.569	10	2:30.253	12
11	13	Manuel Fernandes		ETS	2	Vannin Motorsport		Audi RS 3 LMS TCR	2:02.434	7	2:03.258	4	2:11.516	6	2:13.855	9	2:22.141	3
12	419	Enzo Gianfratti		ETS	3	SYLVAIN PUSSIER		Cupra Leon VZ TCR	2:02.999	14	2:04.912	5	2:12.210	13	2:13.793	10	2:13.868	7
13	148	Mikael Karlsson		ETS	4	ALM Motorsport		Honda Civic Type R FL5 TCR	2:03.074	11	2:04.748	12	2:04.781	8	2:10.327	10	2:10.848	3
14	34	Stian Paulsen		ETS	5	Vannin Motorsport		Audi RS 3 LMS TCR	2:03.992	4	2:04.112	6	2:06.100	9	2:07.555	3	2:24.329	2
15	431	Mathieu Casalonga		ETS	6	TEDDY CLAIRET		Audi RS 3 LMS TCR	2:09.808	13	2:10.058	5	2:10.860	6	2:14.163	10	2:16.490	4





Vila Real  
Kumho FIA TCR World Tour  
Qualifying - 1  
Fastest Laps Sequence



EVENT OF VILA REAL - JULY 11TH-12TH

Circuito Internacional de Vila Real 4.755 m.

Lap	Time of Day	Session Time	Nº Driver	Nat	Cat	Team	Nat	Vehicle	Time	Km/h
2	15:37:37.807	2:37.807	196 Mikel Azcona		ESP	BRC HYUNDAI N SQUADRA CORSE		ITA Hyundai Elantra N EV TCR	2:17.023	124.9
3	15:39:38.513	4:38.513	196 Mikel Azcona		ESP	BRC HYUNDAI N SQUADRA CORSE		ITA Hyundai Elantra N EV TCR	2:00.706	141.8
6	15:47:36.198	12:36.198	168 Yann Ehrlacher		FRA	GEELY CYAN RACING		SWE Geely Preface TCR	1:59.939	142.7





Vila Real  
Kumho FIA TCR World Tour  
Qualifying - 1  
Pit Stop Analysis



EVENT OF VILA REAL - JULY 11TH-12TH

10 Viktor Andersson Cupra Leon VZ TCR

ETS SYLVAIN PUSSIER

Nº	In Day Time	In Time	Out Time	Pit Time	T. Pit Time	Handicap	Diff.
1	15:42:09.124	15:42:09.124	15:44:15.975	2:06.851	2:06.851		
2	15:53:08.310	15:53:08.310	16:00:25.522	7:17.212	9:24.063		

13 Manuel Fernandes Audi RS 3 LMS TCR

ETS Vannin Motorsport

Nº	In Day Time	In Time	Out Time	Pit Time	T. Pit Time	Handicap	Diff.
1	15:38:02.251	15:38:02.251	15:39:58.817	1:56.566	1:56.566		
2	15:46:27.011	15:46:27.011	15:48:04.454	1:37.443	3:34.009		
3	15:54:31.101	15:54:31.101	16:00:31.287	6:00.186	9:34.195		

34 Stian Paulsen Audi RS 3 LMS TCR

ETS Vannin Motorsport

Nº	In Day Time	In Time	Out Time	Pit Time	T. Pit Time	Handicap	Diff.
1	15:48:38.134	15:48:38.134	15:50:40.039	2:01.905	2:01.905		
2	15:58:10.584	15:58:10.584	16:00:28.797	2:18.213	4:20.118		

105 Norbert Michelisz Hyundai Elantra N EV TCR

BRC HYUNDAI N SQUADRA CORSE

Nº	In Day Time	In Time	Out Time	Pit Time	T. Pit Time	Handicap	Diff.
1	15:41:49.341	15:41:49.341	15:50:52.453	9:03.112	9:03.112		

107 Aurelien Comte Cupra Leon VZ TCR

ETS SYLVAIN PUSSIER

Nº	In Day Time	In Time	Out Time	Pit Time	T. Pit Time	Handicap	Diff.
1	15:42:05.733	15:42:05.733	15:45:09.340	3:03.607	3:03.607		
2	15:55:42.340	15:55:42.340	16:22:26.353	26:44.013	29:47.620		

111 Thed Björk Geely Preface TCR

ETS GEELY CYAN RACING

Nº	In Day Time	In Time	Out Time	Pit Time	T. Pit Time	Handicap	Diff.
1	15:42:02.672	15:42:02.672	15:44:14.587	2:11.915	2:11.915		
2	15:52:36.873	15:52:36.873	15:54:52.966	2:16.093	4:28.008		
3	15:57:53.378	15:57:53.378	16:00:19.713	2:26.335	6:54.343		
4	16:07:54.727	16:07:54.727	16:22:20.774	14:26.047	21:20.390		

121 Jimmy Claret Audi RS 3 LMS TCR

ETS JIMMY CLAIRET

Nº	In Day Time	In Time	Out Time	Pit Time	T. Pit Time	Handicap	Diff.
1	15:37:21.970	15:37:21.970	15:38:38.655	1:16.685	1:16.685		
2	15:44:55.386	15:44:55.386	15:47:02.438	2:07.052	3:23.737		
3	15:55:29.390	15:55:29.390	16:01:00.465	5:31.075	8:54.812		
4	16:05:36.175	16:05:36.175	16:23:08.100	17:31.925	26:26.737		

148 Mikael Karlsson Honda Civic Type R FL5 TCR

ETS ALM Motorsport

Nº	In Day Time	In Time	Out Time	Pit Time	T. Pit Time	Handicap	Diff.
1	15:37:30.274	15:37:30.274	15:39:24.365	1:54.091	1:54.091		
2	15:47:51.194	15:47:51.194	15:50:27.660	2:36.466	4:30.557		
3	15:58:12.080	15:58:12.080	16:22:14.690	24:02.610	28:33.167		

155 Qinghua Ma Geely Preface TCR

ETS GEELY CYAN RACING

Nº	In Day Time	In Time	Out Time	Pit Time	T. Pit Time	Handicap	Diff.
1	15:42:04.335	15:42:04.335	15:44:18.771	2:14.436	2:14.436		
2	15:50:49.801	15:50:49.801	16:24:05.055	33:15.254	35:29.690		

168 Yann Ehrlacher Geely Preface TCR

ETS GEELY CYAN RACING

Nº	In Day Time	In Time	Out Time	Pit Time	T. Pit Time	Handicap	Diff.
1	15:41:55.343	15:41:55.343	15:43:24.698	1:29.355	1:29.355		
2	15:49:51.563	15:49:51.563	15:52:21.073	2:29.510	3:58.865		
3	15:57:31.948	15:57:31.948	16:00:22.037	2:50.089	6:48.954		
4	16:08:09.005	16:08:09.005	16:22:22.638	14:13.633	21:02.587		

181 Santiago Urrutia Geely Preface TCR

ETS GEELY CYAN RACING

Nº	In Day Time	In Time	Out Time	Pit Time	T. Pit Time	Handicap	Diff.
1	15:41:58.777	15:41:58.777	15:44:01.756	2:02.979	2:02.979		
2	15:50:18.939	15:50:18.939	15:51:59.644	1:40.705	3:43.684		
3	15:56:32.724	15:56:32.724	16:00:24.125	3:51.401	7:35.085		
4	16:08:13.032	16:08:13.032	16:22:24.147	14:11.115	21:46.200		

196 Mikel Azcona Hyundai Elantra N EV TCR

BRC HYUNDAI N SQUADRA CORSE

Nº	In Day Time	In Time	Out Time	Pit Time	T. Pit Time	Handicap	Diff.
1	15:41:44.869	15:41:44.869	15:47:50.168	6:05.299	6:05.299		

246 Jenson Brickley Honda Civic Type R FL5 TCR

ETS ALM Motorsport

Nº	In Day Time	In Time	Out Time	Pit Time	T. Pit Time	Handicap	Diff.
1	15:37:31.325	15:37:31.325	15:39:21.419	1:50.094	1:50.094		
2	15:43:32.833	15:43:32.833	15:44:51.317	1:18.484	3:08.578		
3	15:53:14.708	15:53:14.708	15:55:03.020	1:48.312	4:56.890		
4	15:58:06.195	15:58:06.195	16:02:01.626	3:55.431	8:52.321		
5	16:07:49.448	16:07:49.448	16:22:57.353	15:07.905	24:00.226		

419 Enzo Gianfratti Cupra Leon VZ TCR

ETS SYLVAIN PUSSIER

Nº	In Day Time	In Time	Out Time	Pit Time	T. Pit Time	Handicap	Diff.
1	15:38:00.918	15:38:00.918	15:39:32.692	1:31.774	1:31.774		
2	15:48:23.434	15:48:23.434	15:49:48.269	1:24.835	2:56.609		
3	15:56:36.120	15:56:36.120	16:00:26.794	3:50.674	6:47.283		
4	16:08:14.415	16:08:14.415	16:22:27.924	14:13.509	21:00.792		

431 Mathieu Casalonga Audi RS 3 LMS TCR

ETS TEDDY CLAIRET

Nº	In Day Time	In Time	Out Time	Pit Time	T. Pit Time	Handicap	Diff.
1	15:40:23.546	15:40:23.546	15:41:51.567	1:28.021	1:28.021		
2	15:50:37.917	15:50:37.917	15:52:05.256	1:27.339	2:55.360		
3	15:54:22.233	15:54:22.233	15:54:58.974	36.741	3:32.101		
4	15:57:57.347	15:57:57.347	16:00:36.032	2:38.685	6:10.786		
5	16:05:21.375	16:05:21.375	16:22:16.668	16:55.293	23:06.079		



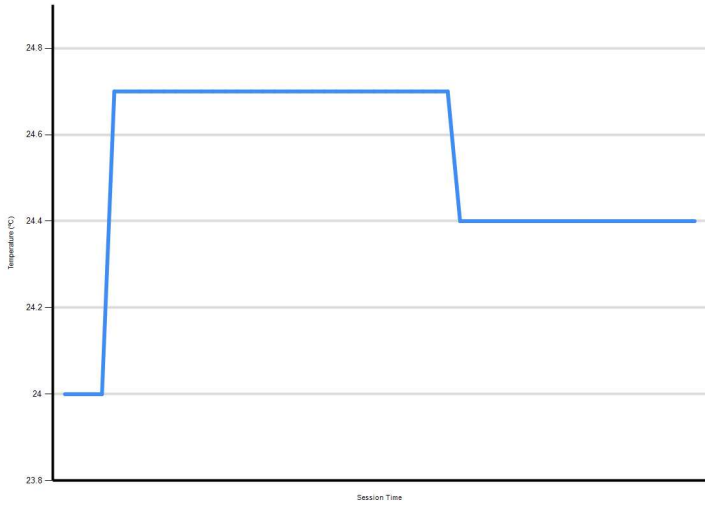


Vila Real  
Kumho FIA TCR World Tour  
Qualifying - 1  
Weather Report

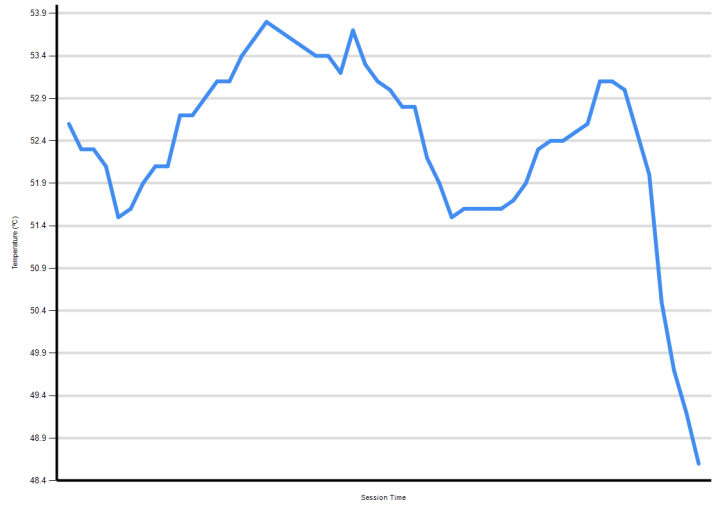


EVENT OF VILA REAL - JULY 11TH-12TH

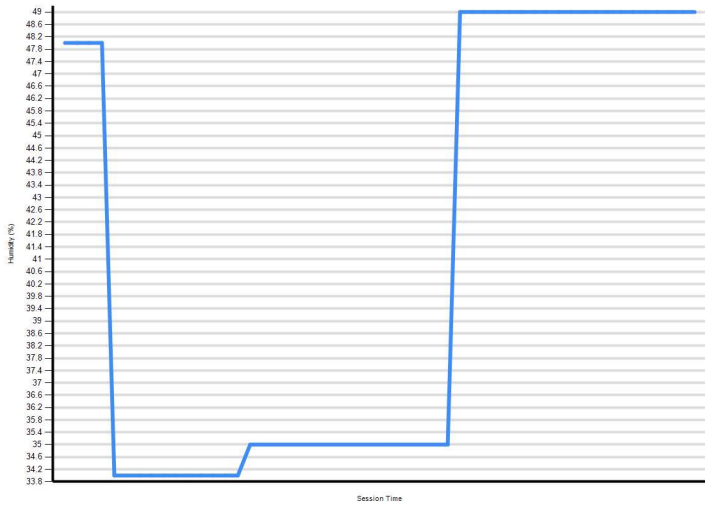
Air Temperature




Track Temperature



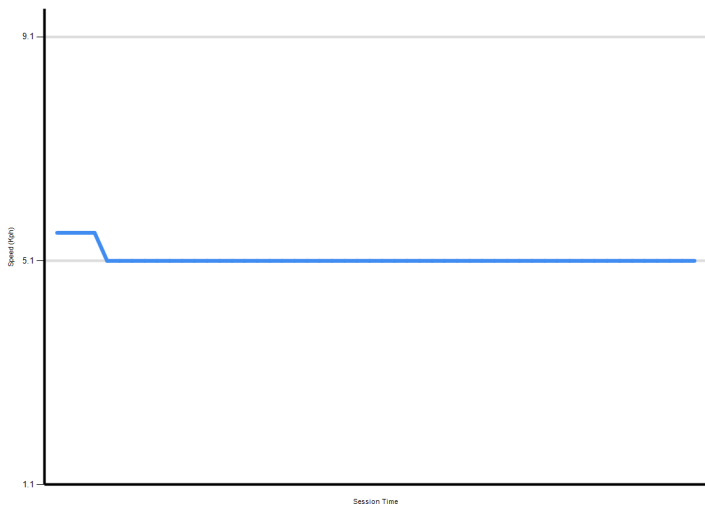
Humidity



Pressure



Wind Speed



Wind direction

