

Posted at: 16:59

Doc No.: 26



Kumho FIA TCR World Tour

EVENT OF VILA REAL - JULY 11TH-12TH

Qualifying - 2

Provisional Results

Circuito Internacional de Vila Real 4.755 m.

Clas	Nº	Driver	Nat	Cat	Clas	Team	Nat	Vehicle	Laps	Best	Time	Gap	Interval	Km/h
1	196	Mikel Azcona				BRC HYUNDAI N SQUADRA CORSE		Hyundai Elantra N EV TCR	6	6	1:59.125			143.6
2	168	Yann Ehrlacher				GEELY CYAN RACING		Geely Preface TCR	6	6	1:59.171	0.046	0.046	143.6
3	155	Qinghua Ma				GEELY CYAN RACING		Geely Preface TCR	6	6	1:59.344	0.219	0.173	143.4
4	181	Santiago Urrutia				GEELY CYAN RACING		Geely Preface TCR	6	3	1:59.439	0.314	0.095	143.3
5	107	Aurelien Comte				SYLVAIN PUSSIER		Cupra Leon VZ TCR	6	6	2:00.453	1.328	1.014	142.1
6	10	Viktor Andersson		ETS	1	SYLVAIN PUSSIER		Cupra Leon VZ TCR	7	7	2:00.985	1.860	0.532	141.4
7	121	Jimmy Claret				JIMMY CLAIRET		Audi RS 3 LMS TCR	6	3	2:01.290	2.165	0.305	141.1
8	246	Jenson Brickley				ALM Motorsport		Honda Civic Type R FL5 TCR	6	3	2:01.748	2.623	0.458	140.6
9	105	Norbert Michelisz				BRC HYUNDAI N SQUADRA CORSE		Hyundai Elantra N EV TCR	5	5	2:02.986	3.861	1.238	139.1
10	111	Thed Björk				GEELY CYAN RACING		Geely Preface TCR	5	3	2:03.032	3.907	0.046	139.1
11	419	Enzo Gianfratti		ETS	2	SYLVAIN PUSSIER		Cupra Leon VZ TCR	7	7	2:03.836	4.711	0.804	138.2

Published at:.....

Track Temp: 48.3 °C Air Temp: 24.6 °C Humidity: 38 % Track Status: DRY

Race Director:

Dino Lodola

Timekeeper:

Paula García Viñas

JCR-04389-ESP/M





Vila Real
Kumho FIA TCR World Tour
Qualifying - 2
Provisional Results by Category



EVENT OF VILA REAL - JULY 11TH-12TH

ETS														
Clas	Nº	Driver	Nat	Cat	Clas	Team	Nat	Vehicle	Laps	Best	Time	Gap	Interval	Km/h
1	10	Viktor Andersson		ETS	1	SYLVAIN PUSSIER		Cupra Leon VZ TCR	7	7	2:00.985			141.4
2	419	Enzo Gianfratti		ETS	2	SYLVAIN PUSSIER		Cupra Leon VZ TCR	7	7	2:03.836	2.851	2.851	138.2

Published at:.....

Track Temp: 48.3 °C Air Temp: 24.6 °C Humidity: 38 % Track Status: DRY

Race Director:

Dino Lodola

Timekeeper:

Paula García Viñas

JCR-04389-ESP/M





Vila Real
Kumho FIA TCR World Tour
Qualifying - 2
Lap Analysis



EVENT OF VILA REAL - JULY 11TH-12TH

10 Viktor Andersson Cupra Leon VZ TCR **155** Qinghua Ma Geely Preface TCR
ETS SYLVAIN PUSSIER GEELY CYAN RACING

Lap	D	Time	Sector 1	Sector 2	Sector 3	T. Spd	Elapsed	Lap	D	Time	Sector 1	Sector 2	Sector 3	T. Spd	Elapsed
1		16:34:32.550	P		16:34:32.550		16:34:32.550	1		16:34:24.432	P		16:34:24.432		16:34:24.432
2		2:16.999	46.787	47.943	42.269		16:36:49.549	2		2:20.788	47.927	49.194	43.667		16:36:45.220
3		2:02.430	41.300	44.313	36.817		16:38:51.979	3		1:59.957	40.299	43.248	36.410		16:38:45.177
4		4:55.268	P	43.145	47.618	3:24.505	16:43:47.247	4		7:31.929	P	43.962	46.294	6:01.673	16:46:17.106
5		2:12.147	46.982	46.052	39.113		16:45:59.394	5		2:23.162	48.754	51.432	42.976		16:48:40.268
6		2:27.240	47.061	57.531	42.648		16:48:26.634	6		1:59.344	40.054	43.434	35.856		16:50:39.612
7		2:00.985	40.787	44.023	36.175		16:50:27.619								

105 Norbert Michelisz Hyundai Elantra N EV TCR **168** Yann Ehrlacher Geely Preface TCR
BRC HYUNDAI N SQUADRA GEELY CYAN RACING

Lap	D	Time	Sector 1	Sector 2	Sector 3	T. Spd	Elapsed	Lap	D	Time	Sector 1	Sector 2	Sector 3	T. Spd	Elapsed
1		16:34:17.713	P		16:34:17.713		16:34:17.713	1		16:34:20.666	P		16:34:20.666		16:34:20.666
2		2:11.843	42.731	47.251	41.861		16:36:29.556	2		2:17.831	44.783	49.254	43.794		16:36:38.497
3		2:37.434	P	40.238	45.705	7:11.491	16:45:06.990	3		1:59.963	40.273	43.179	36.511		16:38:38.460
4		2:16.181	42.752	46.476	46.953		16:47:23.171	4		6:57.925	P	43.914	48.823	5:25.188	16:45:36.385
5		2:02.986	41.007	44.793	37.186		16:49:26.157	5		2:23.950	45.396	49.644	48.910		16:48:00.335
6								6		1:59.171	40.116	43.423	35.632		16:49:59.506

107 Aurelien Comte Cupra Leon VZ TCR **181** Santiago Urrutia Geely Preface TCR
SYLVAIN PUSSIER GEELY CYAN RACING

Lap	D	Time	Sector 1	Sector 2	Sector 3	T. Spd	Elapsed	Lap	D	Time	Sector 1	Sector 2	Sector 3	T. Spd	Elapsed
1		16:34:25.951	P		16:34:25.951		16:34:25.951	1		16:34:21.881	P		16:34:21.881		16:34:21.881
2		2:21.866	47.869	50.817	43.180		16:36:47.817	2		2:20.689	44.950	50.229	45.510		16:36:42.570
3		2:00.881	40.948	43.804	36.129		16:38:48.698	3		1:59.439	40.362	43.167	35.910		16:38:42.009
4		3:53.489	P	42.537	47.662	2:23.290	16:42:42.187	4		7:18.484	P	44.305	46.945	5:47.234	16:46:00.493
5		2:17.083	48.320	47.740	41.023		16:44:59.270	5		2:06.884	40.443	45.767	40.674		16:48:07.377
6		2:00.453	40.690	43.643	36.120		16:46:59.723	6		1:59.447	40.357	43.410	35.680		16:50:06.824
7			45.438	49.336											

111 Thed Björk Geely Preface TCR **196** Mikel Azcona Hyundai Elantra N EV TCR
GEELY CYAN RACING BRC HYUNDAI N SQUADRA

Lap	D	Time	Sector 1	Sector 2	Sector 3	T. Spd	Elapsed	Lap	D	Time	Sector 1	Sector 2	Sector 3	T. Spd	Elapsed
1		16:38:20.490	P		16:38:20.490		16:38:20.490	1		16:34:16.626	P		16:34:16.626		16:34:16.626
2		2:19.496	47.425	52.360	39.711		16:40:39.986	2		2:15.415	46.284	47.578	41.553		16:36:32.041
3		2:03.032	40.856	44.115	38.061		16:42:43.018	3		1:59.711	40.440	43.511	35.760		16:38:31.752
4		2:12.040	43.193	47.763	41.084		16:44:55.058	4		7:06.839	P	44.672	48.238	5:33.929	16:45:38.591
5		2:24.498	45.292	52.466	46.740		16:47:19.556	5		2:23.081	45.086	49.808	48.187		16:48:01.672
6			41.518	44.165				6		1:59.125	40.403	43.275	35.447		16:50:00.797

121 Jimmy Clairot Audi RS 3 LMS TCR **246** Jensen Brickley Honda Civic Type R FL5 TCR
JIMMY CLAIROT ALM Motorsport

Lap	D	Time	Sector 1	Sector 2	Sector 3	T. Spd	Elapsed	Lap	D	Time	Sector 1	Sector 2	Sector 3	T. Spd	Elapsed
1		16:34:12.835	P		16:34:12.835		16:34:12.835	1		16:34:13.865	P		16:34:13.865		16:34:13.865
2		2:07.215	42.820	46.765	37.630		16:36:20.050	2		2:11.338	44.320	47.441	39.577		16:36:25.203
3		2:01.290	40.886	43.960	36.444		16:38:21.340	3		2:01.748	40.667	44.117	36.964		16:38:26.951
4		3:42.589	P	42.843	46.739	2:13.007	16:42:03.929	4		7:22.416	P	45.001	47.494	5:49.921	16:45:49.367
5		2:10.419	43.783	46.965	39.671		16:44:14.348	5		2:21.547	46.241	53.595	41.711		16:48:10.914
6		2:02.041	40.921	44.408	36.712		16:46:16.389	6		2:11.114	40.772	46.414	43.928		16:50:22.028
7			52.724	58.006											





Vila Real
Kumho FIA TCR World Tour
Qualifying - 2
Lap Analysis



EVENT OF VILA REAL - JULY 11TH-12TH

419

Enzo Gianfratti

Cupra Leon VZ TCR

ETS

SYLVAIN PUSSIER

Lap	D	Time	Sector 1	Sector 2	Sector 3	T. Spd	Elapsed
1		16:34:27.231 P			16:34:27.231		16:34:27.231
2		2:23.324	47.572	53.468	42.284		16:36:50.555
3		2:03.927	41.636	44.672	37.619		16:38:54.482
4		4:38.141 P	44.465	47.492	3:06.184		16:43:32.623
5		2:13.101	45.703	48.270	39.128		16:45:45.724
6		2:04.811	41.565	44.957	38.289		16:47:50.535
7		2:03.836	41.728	44.873	37.235		16:49:54.371





Vila Real
Kumho FIA TCR World Tour
Qualifying - 2



EVENT OF VILA REAL - JULY 11TH-12TH

Best Sectors Results

Sector - 1				Sector - 2				Sector - 3				Ideal Lap vs Best Lap			
Clas	Nº	Driver	Time	Nº	Driver	Time	Nº	Driver	Time	Clas	Nº	Driver	Ideal Lap	Best Lap	Clas
1	155	Qinghua Ma	40.054	181	Santiago Urrutia	43.167	196	Mikel Azcona	35.447	1	168	Yann Ehrlacher	1:58.927	1:59.171	2
2	168	Yann Ehrlacher	40.116	168	Yann Ehrlacher	43.179	168	Yann Ehrlacher	35.632	2	196	Mikel Azcona	1:59.125	1:59.125	1
3	105	Norbert Michelisz	40.238	155	Qinghua Ma	43.248	181	Santiago Urrutia	35.680	3	155	Qinghua Ma	1:59.158	1:59.344	3
4	181	Santiago Urrutia	40.357	196	Mikel Azcona	43.275	155	Qinghua Ma	35.856	4	181	Santiago Urrutia	1:59.204	1:59.439	4
5	196	Mikel Azcona	40.403	107	Aurelien Comte	43.643	107	Aurelien Comte	36.120	5	107	Aurelien Comte	2:00.453	2:00.453	5
6	246	Jenson Brickley	40.667	121	Jimmy Clairet	43.960	10	Viktor Andersson	36.175	6	10	Viktor Andersson	2:00.985	2:00.985	6
7	107	Aurelien Comte	40.690	10	Viktor Andersson	44.023	121	Jimmy Clairet	36.444	7	121	Jimmy Clairet	2:01.290	2:01.290	7
8	10	Viktor Andersson	40.787	111	Thed Björk	44.115	246	Jenson Brickley	36.964	8	246	Jenson Brickley	2:01.748	2:01.748	8
9	111	Thed Björk	40.856	246	Jenson Brickley	44.117	105	Norbert Michelisz	37.186	9	105	Norbert Michelisz	2:02.217	2:02.986	9
10	121	Jimmy Clairet	40.886	419	Enzo Gianfratti	44.672	419	Enzo Gianfratti	37.235	10	111	Thed Björk	2:03.032	2:03.032	10
11	419	Enzo Gianfratti	41.565	105	Norbert Michelisz	44.793	111	Thed Björk	38.061	11	419	Enzo Gianfratti	2:03.472	2:03.836	11





Vila Real
Kumho FIA TCR World Tour
Qualifying - 2
Best 5 Lap Times



EVENT OF VILA REAL - JULY 11TH-12TH

Cls	Nº	Driver	Nat	Cat	Cls	Team	Nat	Vehicle	Best 1		Best 2		Best 3		Best 4		Best 5	
									Time	Lap	Time	Lap	Time	Lap	Time	Lap	Time	Lap
1	196	Mikel Azcona	ESP			BRC HYUNDAI N SQUADRA CORSE	ITA	Hyundai Elantra N EV TCR	1:59.125	6	1:59.711	3	2:15.415	2	2:23.081	5	7:06.839	4
2	168	Yann Ehrlacher	FRA			GEELY CYAN RACING	SWE	Geely Preface TCR	1:59.171	6	1:59.963	3	2:17.831	2	2:23.950	5	6:57.925	4
3	155	Qinghua Ma	CHN			GEELY CYAN RACING	SWE	Geely Preface TCR	1:59.344	6	1:59.957	3	2:20.788	2	2:23.162	5	7:31.929	4
4	181	Santiago Urrutia	URU			GEELY CYAN RACING	SWE	Geely Preface TCR	1:59.439	3	1:59.447	6	2:06.884	5	2:20.689	2	7:18.484	4
5	107	Aurelien Comte	FRA			SYLVAIN PUSSIER	FRA	Cupra Leon VZ TCR	2:00.453	6	2:00.881	3	2:17.083	5	2:21.866	2	3:53.489	4
6	10	Viktor Andersson	SWE	ETS	1	SYLVAIN PUSSIER	FRA	Cupra Leon VZ TCR	2:00.985	7	2:02.430	3	2:12.147	5	2:16.999	2	2:27.240	6
7	121	Jimmy Claret	FRA			JIMMY CLAIRET	FRA	Audi RS 3 LMS TCR	2:01.290	3	2:02.041	6	2:07.215	2	2:10.419	5	3:42.589	4
8	246	Jenson Brickley	GBR			ALM Motorsport	EST	Honda Civic Type R FL5 TCR	2:01.748	3	2:11.114	6	2:11.338	2	2:21.547	5	7:22.416	4
9	105	Norbert Michelisz	HUN			BRC HYUNDAI N SQUADRA CORSE	ITA	Hyundai Elantra N EV TCR	2:02.986	5	2:11.843	2	2:16.181	4				
10	111	Theo Björk	SWE			GEELY CYAN RACING	SWE	Geely Preface TCR	2:03.032	3	2:12.040	4	2:19.496	2	2:24.498	5		
11	419	Enzo Gianfratti	BRA	ETS	2	SYLVAIN PUSSIER	FRA	Cupra Leon VZ TCR	2:03.836	7	2:03.927	3	2:04.811	6	2:13.101	5	2:23.324	2





Vila Real
Kumho FIA TCR World Tour
Qualifying - 2
Fastest Laps Sequence



EVENT OF VILA REAL - JULY 11TH-12TH

Circuito Internacional de Vila Real 4.755 m.

Lap	Time of Day	Session Time	Nº Driver	Nat	Cat	Team	Nat	Vehicle	Time	Km/h
2	16:36:20.050	34:20.050	121 Jimmy Claret		FRA	JIMMY CLAIRET		FRA Audi RS 3 LMS TCR	2:07.215	134.5
3	16:38:21.340	36:21.340	121 Jimmy Claret		FRA	JIMMY CLAIRET		FRA Audi RS 3 LMS TCR	2:01.290	141.1
3	16:38:31.752	36:31.752	196 Mikel Azcona		ESP	BRC HYUNDAI N SQUADRA CORSE		ITA Hyundai Elantra N EV TCR	1:59.711	142.9
3	16:38:42.009	36:42.009	181 Santiago Urrutia		URU	GEELY CYAN RACING		SWE Geely Preface TCR	1:59.439	143.3
6	16:49:59.506	47:59.506	168 Yann Ehrlacher		FRA	GEELY CYAN RACING		SWE Geely Preface TCR	1:59.171	143.6
6	16:50:00.797	48:00.797	196 Mikel Azcona		ESP	BRC HYUNDAI N SQUADRA CORSE		ITA Hyundai Elantra N EV TCR	1:59.125	143.6





Vila Real
Kumho FIA TCR World Tour
Qualifying - 2
Pit Stop Analysis



EVENT OF VILA REAL - JULY 11TH-12TH

10 Viktor Andersson Cupra Leon VZ TCR
ETS SYLVAIN PUSSIER

Nº	In Day Time	In Time	Out Time	Pit Time	T. Pit Time	Handicap	Diff.
1	16:41:05.697	16:41:05.697	16:43:47.247	2:41.550	2:41.550		

105 Norbert Michelisz Hyundai Elantra N EV TCR
BRC HYUNDAI N SQUADRA CORSE

Nº	In Day Time	In Time	Out Time	Pit Time	T. Pit Time	Handicap	Diff.
1	16:38:36.429	16:38:36.429	16:45:06.990	6:30.561	6:30.561		

107 Aurelien Comte Cupra Leon VZ TCR
SYLVAIN PUSSIER

Nº	In Day Time	In Time	Out Time	Pit Time	T. Pit Time	Handicap	Diff.
1	16:41:03.317	16:41:03.317	16:42:42.187	1:38.870	1:38.870		

121 Jimmy Claret Audi RS 3 LMS TCR
JIMMY CLAIRET

Nº	In Day Time	In Time	Out Time	Pit Time	T. Pit Time	Handicap	Diff.
1	16:40:28.935	16:40:28.935	16:42:03.929	1:34.994	1:34.994		

155 Qinghua Ma Geely Preface TCR
GEELY CYAN RACING

Nº	In Day Time	In Time	Out Time	Pit Time	T. Pit Time	Handicap	Diff.
1	16:41:01.645	16:41:01.645	16:46:17.106	5:15.461	5:15.461		

168 Yann Ehlacher Geely Preface TCR
GEELY CYAN RACING

Nº	In Day Time	In Time	Out Time	Pit Time	T. Pit Time	Handicap	Diff.
1	16:40:53.228	16:40:53.228	16:45:36.385	4:43.157	4:43.157		

181 Santiago Urrutia Geely Preface TCR
GEELY CYAN RACING

Nº	In Day Time	In Time	Out Time	Pit Time	T. Pit Time	Handicap	Diff.
1	16:40:58.518	16:40:58.518	16:46:00.493	5:01.975	5:01.975		

196 Mikel Azcona Hyundai Elantra N EV TCR
BRC HYUNDAI N SQUADRA CORSE

Nº	In Day Time	In Time	Out Time	Pit Time	T. Pit Time	Handicap	Diff.
1	16:40:45.435	16:40:45.435	16:45:38.591	4:53.156	4:53.156		

246 Jenson Brickley Honda Civic Type R FL5 TCR
ALM Motorsport

Nº	In Day Time	In Time	Out Time	Pit Time	T. Pit Time	Handicap	Diff.
1	16:40:41.030	16:40:41.030	16:45:49.367	5:08.337	5:08.337		

419 Enzo Gianfratti Cupra Leon VZ TCR
ETS SYLVAIN PUSSIER

Nº	In Day Time	In Time	Out Time	Pit Time	T. Pit Time	Handicap	Diff.
1	16:41:07.550	16:41:07.550	16:43:32.623	2:25.073	2:25.073		



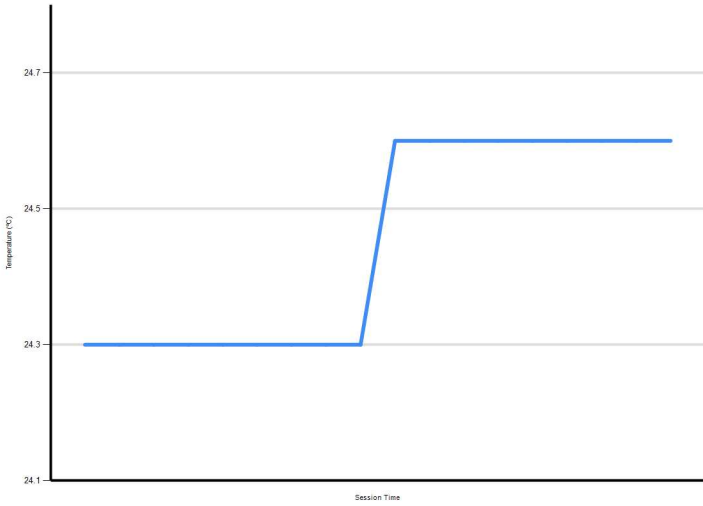


Vila Real
Kumho FIA TCR World Tour
Qualifying - 2
Weather Report

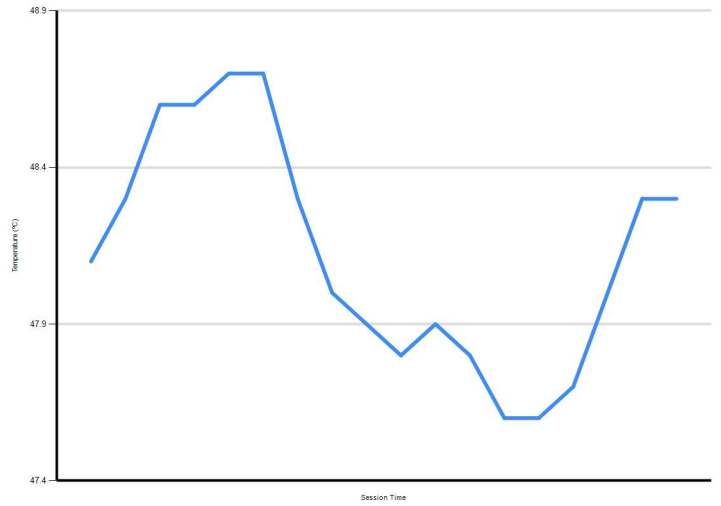


EVENT OF VILA REAL - JULY 11TH-12TH

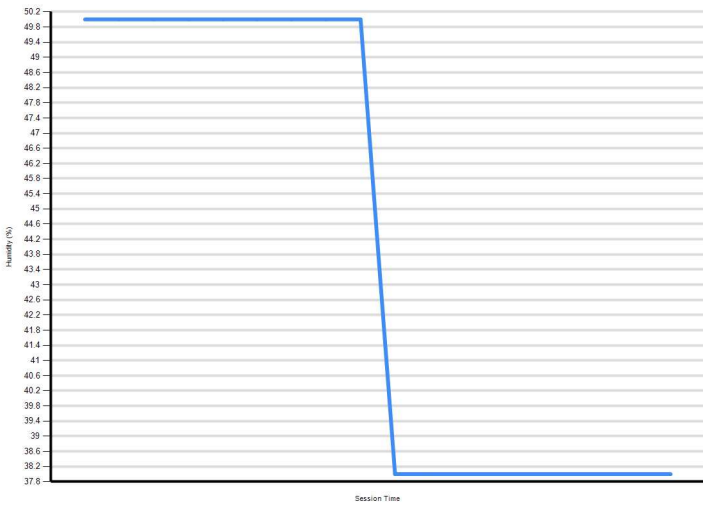
Air Temperature




Track Temperature



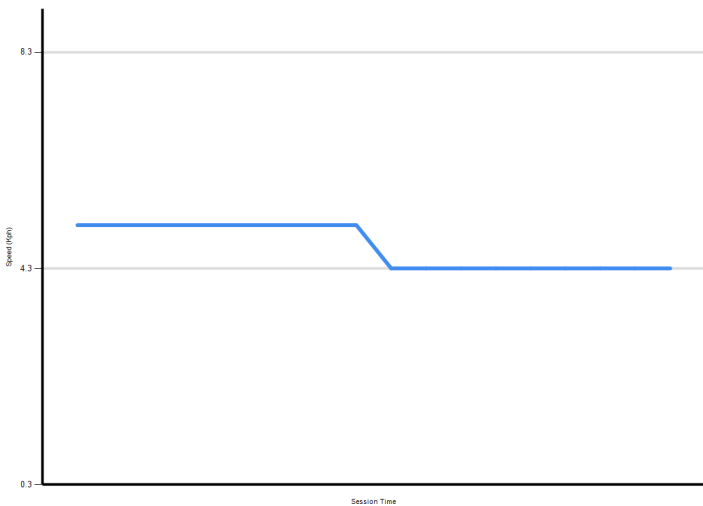
Humidity



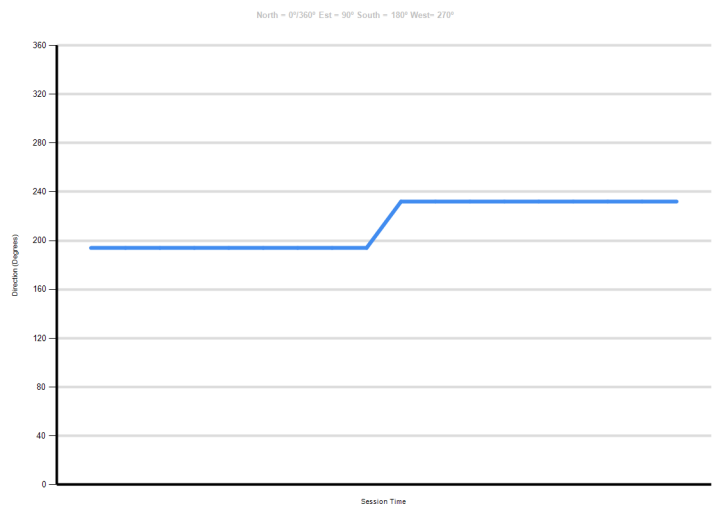
Pressure



Wind Speed



Wind direction



North = 0°/360° East = 90° South = 180° West = 270°





Vila Real
Kumho FIA TCR World Tour
Qualifying - 1 - 2
Provisional Results



EVENT OF VILA REAL - JULY 11TH-12TH

Cls	Nº	Driver	Nat	Team	Nat	Vehicle	Cat	Clas	Laps	Qualifying - 1	Qualifying - 2	Qualifying	Gap	Interval	Km/h		
1	196	Mikel Azcona	ESP	BRC HYUNDAI N SQUADRA CORSE	ITA	Hyundai Elantra N EV TCR			12	2:00.586	6	1:59.125	6	1:59.125	143.6		
2	168	Yann Ehrlacher	FRA	GEELY CYAN RACING	SWE	Geely Preface TCR			19	1:59.939	6	1:59.171	6	1:59.171	0.046	0.046	143.6
3	155	Qinghua Ma	CHN	GEELY CYAN RACING	SWE	Geely Preface TCR			15	1:59.949	6	1:59.344	6	1:59.344	0.219	0.173	143.4
4	181	Santiago Urrutia	URU	GEELY CYAN RACING	SWE	Geely Preface TCR			19	2:00.021	6	1:59.439	3	1:59.439	0.314	0.095	143.3
5	107	Aurelien Comte	FRA	SYLVAIN PUSSIER	FRA	Cupra Leon VZ TCR			17	2:00.801	6	2:00.453	6	2:00.453	1.328	1.014	142.1
6	10	Viktor Andersson	SWE	SYLVAIN PUSSIER	FRA	Cupra Leon VZ TCR	ETS	1	16	2:01.352	6	2:00.985	7	2:00.985	1.860	0.532	141.4
7	121	Jimmy Claret	FRA	JIMMY CLAIRET	FRA	Audi RS 3 LMS TCR			18	2:01.863	7	2:01.290	3	2:01.290	2.165	0.305	141.1
8	246	Jenson Brickley	GBR	ALM Motorsport	EST	Honda Civic Type R FL5 TCR			18	2:02.377	7	2:01.748	3	2:01.748	2.623	0.458	140.6
9	105	Norbert Michelisz	HUN	BRC HYUNDAI N SQUADRA CORSE	ITA	Hyundai Elantra N EV TCR			10	2:00.764	3	2:02.986	5	2:02.986	3.861	1.238	141.7
10	111	Thed Björk	SWE	GEELY CYAN RACING	SWE	Geely Preface TCR			19	2:00.145	11	2:03.032	3	2:03.032	3.907	0.046	142.4
11	419	Enzo Gianfratti	BRA	SYLVAIN PUSSIER	FRA	Cupra Leon VZ TCR	ETS	2	21	2:02.999	14	2:03.836	7	2:03.836	4.711	0.804	139.1
12	13	Manuel Fernandes	POR	Vannin Motorsport	GBR	Audi RS 3 LMS TCR	ETS	3	9	2:02.434	7			-119.125	-123.836	139.8	
13	148	Mikael Karlsson	SWE	ALM Motorsport	EST	Honda Civic Type R FL5 TCR	ETS	4	12	2:03.074	11			2:03.074		139.0	
14	34	Stian Paulsen	NOR	Vannin Motorsport	GBR	Audi RS 3 LMS TCR	ETS	5	11	2:03.992	4			2:03.992	4.867	0.918	138.0
15	431	Mathieu Casalonga	FRA	TEDDY CLAIRET	FRA	Audi RS 3 LMS TCR	ETS	6	13	2:09.808	13			2:09.808	10.683	5.816	131.8

*** PENALTIES**

CAR 148 FASTEST LAP DISALLOWED FOR CAUSING A RED FLAG

CAR 34 FASTEST LAP DISALLOWED FOR CAUSING A RED FLAG

Published at:.....

Race Director:

Dino Lodola

Timekeeper:

Paula García Viñas

JCR-04389-ESP/M

