



Vila Real  
CPV  
Race - 1



Provisional Results

Cls	Nº	Entrant/Team	Nat	Driver 1	Nat	Driver 2	Nat	Vehicle	Cat	Cl	Laps	Total Time	Gap	Interval	Km/h	Best	Time	Km/h
1	26	Toyota Gazoo Racing Caetano Portugal	PRT	<b>Francisco Mora</b>	PRT	Rodrigo Almeida	MOZ	Toyota GR Supra GT4 EVO2	GT4 PR	1	24	<b>51:56.560</b>			131.8	2	2:02.928	139.2
2	11	Toyota Gazoo Racing Caetano Portugal	PRT	<b>José Carlos Pires</b>	PRT	Francisco Abreu	PRT	Toyota GR Supra GT4 EVO2	GT4 PB	1	24	<b>51:58.069</b>	1.509	1.509	131.7	18	2:03.788	138.2
3	4	Speedy Motorsport	PRT	<b>César Machado</b>	PRT	Pedro Salvador	PRT	Toyota GR Supra GT4 EVO2	GT4 PR	2	24	<b>51:58.277</b>	1.717	0.208	131.7	18	2:02.582	139.6
4	28	Racar Motorsport	PRT	<b>Vasco Oliveira</b>	PRT	Manuel Gão	PRT	Aston Martin Vantage GT4 EVO	GT4 BR	1	24	<b>52:45.114</b>	48.554	46.837	129.8	6	2:04.423	137.5
5	555	António Veloso	PRT	<b>António Veloso</b>	PRT	Patrick Cunha	PRT	Audi R8 LMS GT4	GT4 PB	2	24	<b>52:52.974</b>	56.414	7.860	129.4	11	2:03.229	138.9
6	25	SMC Motorsport	ESP	<b>Luis Aguiar</b>	PRT	Rafael Rajani	PRT	McLaren Artura GT4	GT4 PR	3	24	<b>52:56.663</b>	1:00.103	3.689	129.3	3	2:03.710	138.3
7	16 *	Orlando Batina	PRT	<b>Sérgio Azevedo</b>	PRT	Orlando Batina	PRT	Toyota GR Supra GT4 EVO2	GT4 PB	3	24	<b>53:18.044</b>	1:21.484	21.381	128.4	19	2:04.504	137.4
8	3	Speedy Motorsport	PRT	<b>Ricardo Costa</b>	PRT	Bruno Pires	PRT	Porsche 718 Cayman GT4 RS CS	GT4 BR	2	24	<b>53:24.842</b>	1:28.282	6.798	128.1	24	2:04.264	137.7
9	888	Veloso Motorsport	PRT	<b>Carlos Vieira</b>	PRT	Hendrik Still	DEU	Porsche Cayman CS RS	GT4 PR	4	24	<b>53:25.370</b>	1:28.810	0.528	128.1	13	2:03.964	138.0
10	59 *	Daniel Teixeira	PRT	Daniel Teixeira	PRT			Hyundai Elantra N TCR	TC+	1	23	<b>52:11.644</b>	1 Lap	1 Lap	125.7	11	2:03.416	138.7
11	58	Miguel Nabais	PRT	<b>André Nabais</b>	PRT	Miguel Nabais	PRT	Toyota GR Supra GT4 EVO2	GT4 BR	3	23	<b>52:16.396</b>	1 Lap	4.752	125.5	18	2:05.738	136.1
12	133	PetroGold	ESP	<b>Gabriel Caçoilo</b>	PRT	Ángel Santos	ESP	Ligier JS2 R	GTX	1	23	<b>52:16.525</b>	1 Lap	0.129	125.5	7	2:05.907	135.9
13	777	RV7	PRT	Ruben Vaquinhas	PRT			Aston Martin Vantage AMR GT4	GT4 AM	1	23	<b>52:17.398</b>	1 Lap	0.873	125.4	18	2:07.508	134.2
14	917	AF Motorsport	PRT	André Fernandes	PRT			Porsche 911 Cup	CUP	1	23	<b>52:28.431</b>	1 Lap	11.033	125.0	5	2:08.940	132.7
15	47	Will Hunt	PRT	<b>Will Hunt</b>	GBR	Stephanie Hobeika	LBN	McLaren 570S GT4	GTX	2	23	<b>54:23.393</b>	1 Lap	1:54.962	120.6	6	2:09.147	132.5
16	99	Michel Fernandes	PRT	<b>Charles Valentiny</b>	BEL	Michel Fernandes	LUX	Peugeot 308 GTi TCR	TC+	2	22	<b>52:13.615</b>	2 Laps	1 Lap	120.1	22	2:12.782	128.9
17	35	Veloso Motorsport	PRT	<b>Artur Ferreira</b>	PRT	José Maria Marreiros	PRT	Ligier JS2 R	GTX	3	22	<b>52:16.937</b>	2 Laps	3.322	120.0	18	2:09.933	131.7
18	117	António Duarte	PRT	António Duarte	PRT			McLaren 570S GT4	GTX AM	1	22	<b>53:38.288</b>	2 Laps	1:21.351	117.0	15	2:17.085	124.8
19	14	Frederico Formiga	PRT	Frederico Formiga	PRT			SEAT Leon Supercopa MK2	TC	1	22	<b>54:22.906</b>	2 Laps	44.618	115.4	6	2:15.613	126.2
20	17	Adam Fawsitt	PRT	Adam Fawsitt	PRT			Porsche 911 Cup	CUP	2	19	<b>54:51.975</b>	5 Laps	3 Laps	98.7	11	2:37.020	109.0

Not classified: (Requirements: 75% of number laps of leader = 18 Laps)

73	Monteiros Competições	PRT	Vitor Costa	PRT				Porsche 911 Cup	CUP	3	8	<b>18:26.686</b>	16 Laps	11 Laps	123.7	6	2:15.081	126.7
44	Nuno Afonso	PRT	<b>Nuno Afonso</b>	PRT	Alexandre Areia	PRT		Toyota GR Supra GT4 EVO2	GT4 PB	4								

Fastest lap Machado - Salvador in 2:02.582 at 139.6 Km/h in lap 18

GT4 PRO	4	Speedy Motorsport	PRT	César Machado	PRT			Pedro Salvador	PRT									Toyota GR Supra GT4 EVO2	18	2:02.582	139.6
GT4 PB	555	António Veloso	PRT	António Veloso	PRT			Patrick Cunha	PRT									Audi R8 LMS GT4	11	2:03.229	138.9
TC+	59 *	Daniel Teixeira	PRT	Daniel Teixeira	PRT													Hyundai Elantra N TCR	11	2:03.416	138.7
GT4 BRONZE	3	Speedy Motorsport	PRT	Ricardo Costa	PRT			Bruno Pires	PRT									Porsche 718 Cayman GT4 RS CS	24	2:04.264	137.7
GTX	133	PetroGold	ESP	Gabriel Caçoilo	PRT			Ángel Santos	ESP									Ligier JS2 R	7	2:05.907	135.9
GT4 AM	777	RV7	PRT	Ruben Vaquinhas	PRT													Aston Martin Vantage AMR GT4	18	2:07.508	134.2
CUP	917	AF Motorsport	PRT	André Fernandes	PRT													Porsche 911 Cup	5	2:08.940	132.7
TC	14	Frederico Formiga	PRT	Frederico Formiga	PRT													SEAT Leon Supercopa MK2	6	2:15.613	126.2

Published at:.....

Track Temp: 31.9 °C Air Temp: 21.4 °C Humidity: 57 % Track Status: DRY

Race Director:

Neus Santamaría Sanromà  
*Neus*  
DPB-0825-ESP/CAT

Timekeeper:

Paula García Viñas  
*Paula*  
JCR-04389-ESP/M



VILA REAL  
Circuito Internacional





Vila Real

CPV

Race - 1

Provisional Results



GTX AM	117	António Duarte		ERT	António Duarte		ERT				McLaren 570S GT4	15	2:17.085	124.8
--------	-----	----------------	--	-----	----------------	--	-----	--	--	--	------------------	----	----------	-------

**\* PENALTIES**

STEWARDS DECISION CAR #59 - 5 SECONDS TIME PENALTY ADDED TO RACE TIME LEAVING THE TRACK AND GAINING AN AVANTAGE

STEWARDS DECISION CAR #16 - 12 SECONDS TIME PENALTY ADDED TO RACE TIME - SHORT PIT STOP

STEWARDS DECISION CAR #16 - 5 SECONDS TIME PENALTY ADDED TO RACE TIME - LEAVING THE TRACK AND GAINING AN ADVANTAGE T17

Published at:.....

Track Temp: 31.9 °C Air Temp: 21.4 °C Humidity: 57 % Track Status: DRY

**Race Director:**

Neus Santamaría Sanromà  
  
 DPB-0825-ESP/CAT

**Timekeeper:**

Paula García Viñas  
  
 JCR-04389-ESP/M



VILA REAL  
Circuito Internacional





Vila Real

CPV

Race - 1

Provisional Results by Category



Circuito Internacional de Vila Real 4.755 m.

GT4 PRO																		
Cls	Nº	Entrant/Team	Nat	Driver 1	Nat	Driver 2	Nat	Vehicle	Cat	Cl	Laps	Total Time	Gap	Interval	Km/h	Best	Time	Km/h
1	26	Toyota Gazoo Racing Caetano Portugal		<u>Francisco Mora</u>		Rodrigo Almeida		Toyota GR Supra GT4 EVO2	GT4 PR	1	24	51:56.560			131.8	2	2:02.928	139.2
2	4	Speedy Motorsport		<u>César Machado</u>		Pedro Salvador		Toyota GR Supra GT4 EVO2	GT4 PR	2	24	51:58.277	1.717	1.717	131.7	18	2:02.582	139.6
3	25	SMC Motorsport		<u>Luis Aguiar</u>		Rafael Rajani		McLaren Artura GT4	GT4 PR	3	24	52:56.663	1:00.103	58.386	129.3	3	2:03.710	138.3
4	888	Veloso Motorsport		<u>Carlos Vieira</u>		Hendrik Still		Porsche Cayman CS RS	GT4 PR	4	24	53:25.370	1:28.810	28.707	128.1	13	2:03.964	138.0

GT4 PB																		
Cls	Nº	Entrant/Team	Nat	Driver 1	Nat	Driver 2	Nat	Vehicle	Cat	Cl	Laps	Total Time	Gap	Interval	Km/h	Best	Time	Km/h
1	11	Toyota Gazoo Racing Caetano Portugal		<u>José Carlos Pires</u>		Francisco Abreu		Toyota GR Supra GT4 EVO2	GT4 PB	1	24	51:58.069			131.7	18	2:03.788	138.2
2	555	António Veloso		<u>António Veloso</u>		Patrick Cunha		Audi R8 LMS GT4	GT4 PB	2	24	52:52.974	54.905	54.905	129.4	11	2:03.229	138.9
3	16 *	Orlando Batina		<u>Sérgio Azevedo</u>		Orlando Batina		Toyota GR Supra GT4 EVO2	GT4 PB	3	24	53:18.044	1:19.975	25.070	128.4	19	2:04.504	137.4
<b>Not classified: (Requirements: 75% of number laps of leader = 18 Laps)</b>																		
44		Nuno Afonso		<u>Nuno Afonso</u>		Alexandre Areia		Toyota GR Supra GT4 EVO2	GT4 PB	4								

GT4 BRONZE																		
Cls	Nº	Entrant/Team	Nat	Driver 1	Nat	Driver 2	Nat	Vehicle	Cat	Cl	Laps	Total Time	Gap	Interval	Km/h	Best	Time	Km/h
1	28	Racar Motorsport		<u>Vasco Oliveira</u>		Manuel Gião		Aston Martin Vantage GT4 EVO	GT4 BR	1	24	52:45.114			129.8	6	2:04.423	137.5
2	3	Speedy Motorsport		<u>Ricardo Costa</u>		Bruno Pires		Porsche 718 Cayman GT4 RS CS	GT4 BR	2	24	53:24.842	39.728	39.728	128.1	24	2:04.264	137.7
3	58	Miguel Nabais		<u>André Nabais</u>		Miguel Nabais		Toyota GR Supra GT4 EVO2	GT4 BR	3	23	52:16.396	1 Lap	1 Lap	125.5	18	2:05.738	136.1

TC+																		
Cls	Nº	Entrant/Team	Nat	Driver 1	Nat	Driver 2	Nat	Vehicle	Cat	Cl	Laps	Total Time	Gap	Interval	Km/h	Best	Time	Km/h
1	59 *	Daniel Teixeira		Daniel Teixeira				Hyundai Elantra N TCR	TC+	1	23	52:11.644			125.7	11	2:03.416	138.7
2	99	Michel Fernandes		<u>Charles Valentiny</u>		Michel Fernandes		Peugeot 308 GTi TCR	TC+	2	22	52:13.615	1 Lap	1 Lap	120.1	22	2:12.782	128.9

GTX																		
Cls	Nº	Entrant/Team	Nat	Driver 1	Nat	Driver 2	Nat	Vehicle	Cat	Cl	Laps	Total Time	Gap	Interval	Km/h	Best	Time	Km/h
1	133	PetroGold		<u>Gabriel Caçoilo</u>		Ángel Santos		Ligier JS2 R	GTX	1	23	52:16.525			125.5	7	2:05.907	135.9
2	47	Will Hunt		<u>Will Hunt</u>		Stephanie Hobeika		McLaren 570S GT4	GTX	2	23	54:23.393	2:06.868	2:06.868	120.6	6	2:09.147	132.5
3	35	Veloso Motorsport		<u>Artur Ferreira</u>		José Maria Marreiros		Ligier JS2 R	GTX	3	22	52:16.937	1 Lap	1 Lap	120.0	18	2:09.933	131.7

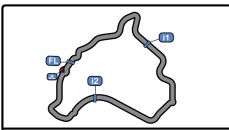
GT4 AM																		
Cls	Nº	Entrant/Team	Nat	Driver 1	Nat	Driver 2	Nat	Vehicle	Cat	Cl	Laps	Total Time	Gap	Interval	Km/h	Best	Time	Km/h
1	777	RV7		Ruben Vaquinhas				Aston Martin Vantage AMR GT4	GT4 AM	1	23	52:17.398			125.4	18	2:07.508	134.2

Published at:.....

Track Temp: 31.9 °C Air Temp: 21.4 °C Humidity: 57 % Track Status: DRY

<b>Race Director:</b>  Neus Santamaría Sanromà DPB-0825-ESP/CAT	<b>Timekeeper:</b>  Paula García Vías JCR-04389-ESP/M
--------------------------------------------------------------------------	----------------------------------------------------------------





Vila Real

CPV

Race - 1

Provisional Results by Category



Circuito Internacional de Vila Real 4.755 m.

CUP																		
Cls	Nº	Entrant/Team	Nat	Driver 1	Nat	Driver 2	Nat	Vehicle	Cat	Cl	Laps	Total Time	Gap	Interval	Km/h	Best	Time	Km/h
1	917	AF Motorsport		André Fernandes				Porsche 911 Cup	CUP	1	23	52:28.431			125.0	5	2:08.940	132.7
2	17	Adam Fawsitt		Adam Fawsitt				Porsche 911 Cup	CUP	2	19	54:51.975	4 Laps	4 Laps	98.7	11	2:37.020	109.0
<b>Not classified: (Requirements: 75% of number laps of leader = 18 Laps)</b>																		
73		Monteiros Competições		Vitor Costa				Porsche 911 Cup	CUP	3	8	18:26.686	15 Laps	11 Laps	123.7	6	2:15.081	126.7

GTX AM																		
Cls	Nº	Entrant/Team	Nat	Driver 1	Nat	Driver 2	Nat	Vehicle	Cat	Cl	Laps	Total Time	Gap	Interval	Km/h	Best	Time	Km/h
1	117	António Duarte		António Duarte				McLaren 570S GT4	GTX AM	1	22	53:38.288			117.0	15	2:17.085	124.8

TC																		
Cls	Nº	Entrant/Team	Nat	Driver 1	Nat	Driver 2	Nat	Vehicle	Cat	Cl	Laps	Total Time	Gap	Interval	Km/h	Best	Time	Km/h
1	14	Frederico Formiga		Frederico Formiga				SEAT Leon Supercopa MK2	TC	1	22	54:22.906			115.4	6	2:15.613	126.2

Fastest lap Machado - Salvador in 2:02.582 at 139.6 Km/h in lap 18

\* PENALTIES

STEWARDS DECISION CAR #59 - 5 SECONDS TIME PENALTY ADDED TO RACE TIME LEAVING THE TRACK AND GAINING AN AVANTAGE

STEWARDS DECISION CAR #16 - 12 SECONDS TIME PENALTY ADDED TO RACE TIME - SHORT PIT STOP

STEWARDS DECISION CAR #16 - 5 SECONDS TIME PENALTY ADDED TO RACE TIME - LEAVING THE TRACK AND GAINING AN ADVANTAGE T17

Published at:.....

Track Temp: 31.9 °C Air Temp: 21.4 °C Humidity: 57 % Track Status: DRY

Race Director:

Neus Santamaría Sanromà  
  
DPB-0825-ESP/CAT

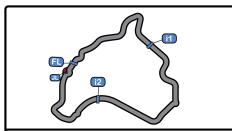
Timekeeper:

Paula García Viñas  
  
JCR-04389-ESP/M



VILA REAL  
Circuito Internacional





Vila Real

CPV

Race - 1

Circuito Internacional de Vila Real 4.755 m

Provisional Classification by Driver Fastest Lap

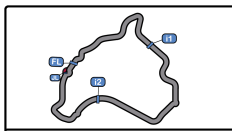


Clas	Nº	Entrant/Team	Nat	Vehicle	Driver	Nat	Cat	Clas	Laps	Best	Time	Gap	Interval	Km/h
1	4	Speedy Motorsport	PRT	Toyota GR Supra GT4 EVO2	Pedro Salvador	PRT	GT4 PR	1	14	8	2:02.582			139.6
2	26	Toyota Gazoo Racing Caetano Portugal	PRT	Toyota GR Supra GT4 EVO2	Francisco Mora	PRT	GT4 PR	2	10	2	2:02.928	0.346	0.346	139.2
3	59	Daniel Teixeira	PRT	Hyundai Elantra N TCR	Daniel Teixeira	PRT	TC+	1	23	11	2:03.416	0.834	0.488	138.7
4	25	SMC Motorsport	ESP	McLaren Artura GT4	Luis Aguiar	PRT	GT4 PR	3	12	3	2:03.710	1.128	0.294	138.3
5	4	Speedy Motorsport	PRT	Toyota GR Supra GT4 EVO2	César Machado	PRT	GT4 PR	4	10	3	2:03.766	1.184	0.056	138.3
6	11	Toyota Gazoo Racing Caetano Portugal	PRT	Toyota GR Supra GT4 EVO2	Francisco Abreu	PRT	GT4 PB	1	14	8	2:03.788	1.206	0.022	138.2
7	11	Toyota Gazoo Racing Caetano Portugal	PRT	Toyota GR Supra GT4 EVO2	José Carlos Pires	PRT	GT4 PB	2	10	6	2:03.883	1.301	0.095	138.1
8	26	Toyota Gazoo Racing Caetano Portugal	PRT	Toyota GR Supra GT4 EVO2	Rodrigo Almeida	MOZ	GT4 PR	5	14	14	2:03.939	1.357	0.056	138.1
9	555	António Veloso	PRT	Audi R8 LMS GT4	Patrick Cunha	PRT	GT4 PB	3	14	5	2:04.023	1.441	0.084	138.0
10	888	Veloso Motorsport	PRT	Porsche Cayman CS RS	Hendrik Still	DEU	GT4 PR	6	12	12	2:04.216	1.634	0.193	137.8
11	888	Veloso Motorsport	PRT	Porsche Cayman CS RS	Carlos Vieira	PRT	GT4 PR	7	12	9	2:04.227	1.645	0.011	137.7
12	3	Speedy Motorsport	PRT	Porsche 718 Cayman GT4 RS CS	Bruno Pires	PRT	GT4 BR	1	14	14	2:04.264	1.682	0.037	137.7
13	28	Racar Motorsport	PRT	Aston Martin Vantage GT4 EVO	Vasco Oliveira	PRT	GT4 BR	2	12	6	2:04.423	1.841	0.159	137.5
14	16	Orlando Batina	PRT	Toyota GR Supra GT4 EVO2	Orlando Batina	PRT	GT4 PB	4	14	9	2:04.504	1.922	0.081	137.4
15	25	SMC Motorsport	ESP	McLaren Artura GT4	Rafael Rajani	PRT	GT4 PR	8	12	10	2:05.317	2.735	0.813	136.5
16	58	Miguel Nabais	PRT	Toyota GR Supra GT4 EVO2	Miguel Nabais	PRT	GT4 BR	3	13	8	2:05.738	3.156	0.421	136.1
17	133	PetroGold	ESP	Ligier JS2 R	Gabriel Caçoilo	PRT	GTX	1	13	7	2:05.907	3.325	0.169	135.9
18	28	Racar Motorsport	PRT	Aston Martin Vantage GT4 EVO	Manuel Gião	PRT	GT4 BR	4	12	3	2:06.762	4.180	0.855	135.0
19	16	Orlando Batina	PRT	Toyota GR Supra GT4 EVO2	Sérgio Azevedo	PRT	GT4 PB	5	10	4	2:06.816	4.234	0.054	134.9
20	3	Speedy Motorsport	PRT	Porsche 718 Cayman GT4 RS CS	Ricardo Costa	PRT	GT4 BR	5	10	5	2:06.989	4.407	0.173	134.7
21	555	António Veloso	PRT	Audi R8 LMS GT4	António Veloso	PRT	GT4 PB	6	10	9	2:06.990	4.408	0.001	134.7
22	58	Miguel Nabais	PRT	Toyota GR Supra GT4 EVO2	André Nabais	PRT	GT4 BR	6	10	9	2:07.308	4.726	0.318	134.4
23	777	RV7	PRT	Aston Martin Vantage AMR GT4	Ruben Vaquinhas	PRT	GT4 AM	1	23	18	2:07.508	4.926	0.200	134.2
24	917	AF Motorsport	PRT	Porsche 911 Cup	André Fernandes	PRT	CUP	1	23	5	2:08.940	6.358	1.432	132.7
25	47	Will Hunt	PRT	McLaren 570S GT4	Will Hunt	GBR	GTX	2	10	6	2:09.147	6.565	0.207	132.5
26	35	Veloso Motorsport	PRT	Ligier JS2 R	José Maria Marreiros	PRT	GTX	3	12	8	2:09.933	7.351	0.786	131.7
27	133	PetroGold	ESP	Ligier JS2 R	Ángel Santos	ESP	GTX	4	10	7	2:12.519	9.937	2.586	129.1
28	99	Michel Fernandes	PRT	Peugeot 308 GTi TCR	Michel Fernandes	LUX	TC+	2	11	11	2:12.782	10.200	0.263	128.9
29	99	Michel Fernandes	PRT	Peugeot 308 GTi TCR	Charles Valentiny	BEL	TC+	3	11	10	2:14.845	12.263	2.063	126.9
30	73	Monteiros Competições	PRT	Porsche 911 Cup	Vitor Costa	PRT	CUP	2	8	6	2:15.081	12.499	0.236	126.7
31	14	Frederico Formiga	PRT	SEAT Leon Supercopa MK2	Frederico Formiga	PRT	TC	1	22	6	2:15.613	13.031	0.532	126.2
32	35	Veloso Motorsport	PRT	Ligier JS2 R	Artur Ferreira	PRT	GTX	5	10	6	2:15.818	13.236	0.205	126.0
33	47	Will Hunt	PRT	McLaren 570S GT4	Stephanie Hobeika	LEB	GTX	6	13	11	2:16.275	13.693	0.457	125.6
34	117	António Duarte	PRT	McLaren 570S GT4	António Duarte	PRT	GTX A	1	22	15	2:17.085	14.503	0.810	124.8
35	17	Adam Fawsitt	PRT	Porsche 911 Cup	Adam Fawsitt	PRT	CUP	3	19	11	2:37.020	34.438	19.935	109.0



VILA REAL  
Circuito Internacional





Vila Real

CPV

Race - 1

Distance and Speed Average

Circuito Internacional de Vila Real 4.755 m.



Cls	Nº	Entrant/Team	Nat	Driver 1	Nat	Driver 2	Nat	Vehicle	Cat	Cls	Laps	Distance	Total Time	Km/h
1	26	Toyota Gazoo Racing Caetano Portugal		<b>Francisco Mora</b>		Rodrigo Almeida		Toyota GR Supra GT4 EVO2	GT4 PR	1	24	114.12	51:56.560	131.8
2	11	Toyota Gazoo Racing Caetano Portugal		<b>José Carlos Pires</b>		Francisco Abreu		Toyota GR Supra GT4 EVO2	GT4 PB	1	24	114.12	51:58.069	131.7
3	4	Speedy Motorsport		<b>César Machado</b>		Pedro Salvador		Toyota GR Supra GT4 EVO2	GT4 PR	2	24	114.12	51:58.277	131.7
4	28	Racar Motorsport		<b>Vasco Oliveira</b>		Manuel Gião		Aston Martin Vantage GT4 EVO	GT4 BR	1	24	114.12	52:45.114	129.8
5	555	António Veloso		<b>António Veloso</b>		Patrick Cunha		Audi R8 LMS GT4	GT4 PB	2	24	114.12	52:52.974	129.4
6	25	SMC Motorsport		<b>Luis Aguiar</b>		Rafael Rajani		McLaren Artura GT4	GT4 PR	3	24	114.12	52:56.663	129.3
7	16	Orlando Batina		<b>Sérgio Azevedo</b>		Orlando Batina		Toyota GR Supra GT4 EVO2	GT4 PB	3	24	114.12	53:18.044	128.4
8	3	Speedy Motorsport		<b>Ricardo Costa</b>		Bruno Pires		Porsche 718 Cayman GT4 RS CS	GT4 BR	2	24	114.12	53:24.842	128.1
9	888	Veloso Motorsport		<b>Carlos Vieira</b>		Hendrik Still		Porsche Cayman CS RS	GT4 PR	4	24	114.12	53:25.370	128.1
10	59	Daniel Teixeira		Daniel Teixeira				Hyundai Elantra N TCR	TC+	1	23	109.36	52:11.644	125.7
11	58	Miguel Nabais		<b>André Nabais</b>		Miguel Nabais		Toyota GR Supra GT4 EVO2	GT4 BR	3	23	109.36	52:16.396	125.5
12	133	PetroGold		<b>Gabriel Caçoilo</b>		Ángel Santos		Ligier JS2 R	GTX	1	23	109.36	52:16.525	125.5
13	777	RV7		Ruben Vaquinhas				Aston Martin Vantage AMR GT4	GT4 AM	1	23	109.36	52:17.398	125.4
14	917	AF Motorsport		André Fernandes				Porsche 911 Cup	CUP	1	23	109.36	52:28.431	125.0
15	47	Will Hunt		<b>Will Hunt</b>		Stephanie Hobeika		McLaren 570S GT4	GTX	2	23	109.36	54:23.393	120.6
16	99	Michel Fernandes		<b>Charles Valentiny</b>		Michel Fernandes		Peugeot 308 GTi TCR	TC+	2	22	104.61	52:13.615	120.1
17	35	Veloso Motorsport		<b>Artur Ferreira</b>		José Maria Marreiros		Ligier JS2 R	GTX	3	22	104.61	52:16.937	120.0
18	117	António Duarte		António Duarte				McLaren 570S GT4	GTX AM	1	22	104.61	53:38.288	117.0
19	14	Frederico Formiga		Frederico Formiga				SEAT Leon Supercopa MK2	TC	1	22	104.61	54:22.906	115.4
20	17	Adam Fawsitt		Adam Fawsitt				Porsche 911 Cup	CUP	2	19	90.34	54:51.975	98.7
<b>Not classified: (Requirements: 75% of number laps of leader = 18 Laps)</b>														
	73	Monteiros Competições		Vitor Costa				Porsche 911 Cup	CUP	3	8	38.04	18:26.686	123.7
	44	Nuno Afonso		<b>Nuno Afonso</b>		Alexandre Areia		Toyota GR Supra GT4 EVO2	GT4 PB	4				



VILA REAL  
Circuito Internacional





Vila Real

CPV

Race - 1

Lap Analysis



3

Ricardo Costa

Porsche 718 Cayman GT4 RS CS

11

José Carlos Pires

Toyota GR Supra GT4 EVO2

GT4

Bruno Pires

Speedy Motorsport

GT4 PB

Francisco Abreu

Toyota Gazoo Racing Caetano

Lap	D	Time	Sector 1	Sector 2	Sector 3	T. Spd	Elapsed	Lap	D	Time	Sector 1	Sector 2	Sector 3	T. Spd	Elapsed
1	1	2:16.068	48.497	47.942	39.629		2:16.068	1	1	2:05.071	42.706	45.442	36.923		2:05.071
2	1	2:11.361	44.258	47.767	39.336		4:27.429	2	1	2:04.316	41.785	45.489	37.042		4:09.387
3	1	2:11.598	43.692	48.200	39.706		6:39.027	3	1	2:04.137	41.611	45.483	37.043		6:13.524
4	1	2:08.113	43.519	46.769	37.825		8:47.140	4	1	2:03.942	41.745	45.407	36.790		8:17.466
5	1	2:06.989	42.859	46.713	37.417		10:54.129	5	1	2:05.440	41.626	46.707	37.107		10:22.906
6	1	2:07.184	42.593	46.508	38.083		13:01.313	6	1	2:03.883	41.594	45.187	37.102		12:26.789
7	1	2:07.535	43.293	46.630	37.612		15:08.848	7	1	2:04.862	42.922	45.341	36.599		14:31.651
8	1	2:07.741	43.326	46.471	37.944		17:16.589	8	1	2:04.964	42.587	45.521	36.856		16:36.615
9	1	2:07.794	43.732	46.705	37.357		19:24.383	9	1	2:05.504	43.048	45.344	37.112		18:42.119
10	1	4:34.707 P	43.960	47.711	3:03.036		23:59.090	10	1	4:11.489 P	41.927	46.114	2:43.448		22:53.608
11	2	2:06.922	42.409	47.023	37.490		26:06.012	11	2	2:03.997	40.647	46.314	37.036		24:57.605
12	2	2:06.415	42.392	46.209	37.814		28:12.427	12	2	2:05.454	41.762	46.407	37.285		27:03.059
13	2	2:06.321	42.716	46.261	37.344		30:18.748	13	2	2:03.928	41.511	45.422	36.995		29:06.987
14	2	2:07.131	42.786	46.190	38.155		32:25.879	14	2	2:04.272	41.694	45.376	37.202		31:11.259
15	2	2:06.108	42.383	46.411	37.314		34:31.987	15	2	2:04.681	42.438	45.250	36.993		33:15.940
16	2	2:06.666	42.040	46.259	38.367		36:38.653	16	2	2:03.977	41.407	45.504	37.066		35:19.917
17	2	2:05.002	41.997	45.504	37.501		38:43.655	17	2	2:05.327	41.505	46.781	37.041		37:25.244
18	2	2:05.117	42.113	46.038	36.966		40:48.772	18	2	2:03.788	41.366	45.239	37.183		39:29.032
19	2	2:05.800	41.952	46.415	37.433		42:54.572	19	2	2:04.735	42.049	45.285	37.401		41:33.767
20	2	2:06.263	42.748	46.008	37.507		45:00.835	20	2	2:04.585	42.111	45.246	37.228		43:38.352
21	2	2:07.923	42.784	46.793	38.346		47:08.758	21	2	2:06.003	42.147	45.537	38.319		45:44.355
22	2	2:06.588	42.363	47.184	37.041		49:15.346	22	2	2:04.957	41.721	45.907	37.329		47:49.312
23	2	2:05.232	42.979	45.513	36.740		51:20.578	23	2	2:04.262	42.154	45.049	37.059		49:53.574
24	2	2:04.264	41.798	45.644	36.822		53:24.842	24	2	2:04.495	41.598	45.286	37.611		51:58.069

4

César Machado

Toyota GR Supra GT4 EVO2

14

Frederico Formiga

SEAT Leon Supercopa MK2

GT4 PRO

Pedro Salvador

Speedy Motorsport

TC

Frederico Formiga

Lap	D	Time	Sector 1	Sector 2	Sector 3	T. Spd	Elapsed	Lap	D	Time	Sector 1	Sector 2	Sector 3	T. Spd	Elapsed
1	1	2:10.103	44.745	47.016	38.342		2:10.103	1	1	2:24.396	50.689	51.227	42.480		2:24.396
2	1	2:04.987	42.568	45.697	36.722		4:15.090	2	1	2:19.395	46.435	50.810	42.150		4:43.791
3	1	2:03.766	41.473	45.440	36.853		6:18.856	3	1	2:17.956	45.655	50.133	42.168		7:01.747
4	1	2:04.539	41.612	45.388	37.539		8:23.395	4	1	2:17.533	45.393	50.019	42.121		9:19.280
5	1	2:04.774	41.534	45.776	37.464		10:28.169	5	1	2:17.069	45.350	50.529	41.190		11:36.349
6	1	2:04.636	41.509	45.383	37.744		12:32.805	6	1	2:15.613	44.862	49.042	41.709		13:51.962
7	1	2:05.139	42.654	45.208	37.277		14:37.944	7	1	2:16.984	45.159	49.863	41.962		16:08.946
8	1	2:04.910	42.667	44.944	37.299		16:42.854	8	1	2:17.309	46.680	49.551	41.078		18:26.255
9	1	2:05.817	42.005	45.199	38.613		18:48.671	9	1	2:17.357	45.329	49.468	42.560		20:43.612
10	1	4:14.598 P	41.955	45.805	2:46.838		23:03.269	10	1	4:26.822 P	45.482	50.358	2:50.982		25:10.434
11	2	2:02.679	40.520	45.552	36.607		25:05.948	11	2	2:18.435	44.364	51.407	42.664		27:28.869
12	2	2:03.845	41.939	45.422	36.484		27:09.793	12	2	2:18.127	46.218	50.004	41.905		29:46.996
13	2	2:04.354	41.498	45.313	37.543		29:14.147	13	2	2:17.788	46.611	50.352	40.825		32:04.784
14	2	2:05.312	42.668	45.616	37.028		31:19.459	14	2	2:19.181	45.449	50.827	42.905		34:23.965
15	2	2:04.240	41.631	45.716	36.893		33:23.699	15	2	2:19.740	46.602	50.496	42.642		36:43.705
16	2	2:02.849	41.491	45.346	36.012		35:26.548	16	2	2:23.494	46.918	52.447	44.129		39:07.199
17	2	2:02.648	41.173	45.233	36.242		37:29.196	17	2	2:23.289	48.037	51.571	43.681		41:30.488
18	2	2:02.582	41.385	45.053	36.144		39:31.778	18	2	2:25.584	48.898	52.359	44.327		43:56.072
19	2	2:03.251	41.595	45.638	36.018		41:35.029	19	2	2:28.135	48.905	53.521	45.709		46:24.207
20	2	2:03.694	41.624	45.120	36.950		43:38.723	20	2	2:48.665	1:06.468	56.119	46.078		49:12.872
21	2	2:06.058	42.329	45.173	38.556		45:44.781	21	2	2:42.126	51.495	59.864	50.767		51:54.998
22	2	2:04.798	41.787	45.601	37.410		47:49.579	22	2	2:27.908	50.673	53.413	43.822		54:22.906
23	2	2:04.235	42.214	45.209	36.812		49:53.814								
24	2	2:04.463	41.724	45.264	37.475		51:58.277								





Vila Real  
CPV  
Race - 1  
Lap Analysis



16 Sérgio Azevedo Toyota GR Supra GT4 EVO2							25 Luis Aguiar McLaren Artura GT4								
GT4 PB			Orlando Batina				GT4 PRO			Rafael Rajani SMC Motorsport					
Lap	D	Time	Sector 1	Sector 2	Sector 3	T. Spd	Elapsed	Lap	D	Time	Sector 1	Sector 2	Sector 3	T. Spd	Elapsed
1	1	2:11.706	46.221	46.932	38.553		2:11.706	1	1	2:10.843	45.347	46.627	38.869		2:10.843
2	1	2:07.987	42.144	47.131	38.712		4:19.693	2	1	2:05.360	42.207	45.966	37.187		4:16.203
3	1	2:07.775	42.629	46.545	38.601		6:27.468	3	1	2:03.710	41.678	45.327	36.705		6:19.913
4	1	2:06.816	42.309	46.388	38.119		8:34.284	4	1	2:04.081	41.492	45.507	37.082		8:23.994
5	1	2:07.508	42.617	46.169	38.722		10:41.792	5	1	2:05.230	41.931	46.019	37.280		10:29.224
6	1	2:08.564	42.857	46.446	39.261		12:50.356	6	1	2:04.800	41.744	45.399	37.657		12:34.024
7	1	2:08.830	43.082	46.429	39.319		14:59.186	7	1	2:05.296	42.765	45.586	36.945		14:39.320
8	1	2:09.149	43.112	47.110	38.927		17:08.335	8	1	2:04.680	42.143	45.730	36.807		16:44.000
9	1	2:08.482	42.937	46.391	39.154		19:16.817	9	1	2:05.815	42.105	45.447	38.263		18:49.815
10	1	4:17.416 P	42.997	48.053	2:46.366		23:34.233	10	1	2:06.394	42.462	46.484	37.448		20:56.209
11	2	2:04.999	40.694	46.799	37.506		25:39.232	11	1	2:05.374	42.330	45.593	37.451		23:01.583
12	2	2:07.432	42.516	46.386	38.530		27:46.664	12	1	4:06.212 P	43.309	45.903	2:37.000		27:07.795
13	2	2:05.621	42.047	46.053	37.521		29:52.285	13	2	2:06.034	41.789	46.378	37.867		29:13.829
14	2	2:07.706	42.696	47.340	37.670		31:59.991	14	2	2:07.186	42.587	45.870	38.729		31:21.015
15	2	2:05.605	42.292	46.286	37.027		34:05.596	15	2	2:06.360	42.273	45.879	38.208		33:27.375
16	2	2:04.969	41.678	45.925	37.366		36:10.565	16	2	2:06.169	42.034	45.785	38.350		35:33.544
17	2	2:05.389	42.022	46.054	37.313		38:15.954	17	2	2:06.054	42.270	45.958	37.826		37:39.598
18	2	2:08.038	41.872	46.437	39.729		40:23.992	18	2	2:06.022	42.070	46.017	37.935		39:45.620
19	2	2:04.504	42.299	46.282	35.923		42:28.496	19	2	2:05.776	42.104	46.163	37.509		41:51.396
20	2	2:05.820	42.073	46.273	37.474		44:34.316	20	2	2:05.511	42.023	46.052	37.436		43:56.907
21	2	2:05.600	42.106	46.243	37.251		46:39.916	21	2	2:07.805	43.101	46.222	38.482		46:04.712
22	2	2:07.143	42.188	46.651	38.304		48:47.059	22	2	2:05.317	41.617	46.179	37.521		48:10.029
23	2	2:05.466	41.906	46.365	37.195		50:52.525	23	2	2:05.398	41.782	46.111	37.505		50:15.427
24	2	2:08.519	42.469	46.708	39.342		53:01.044	24	2	2:41.236	43.617	47.637	1:09.982		52:56.663

17 Adam Fawsitt Porsche 911 Cup							26 Francisco Mora Toyota GR Supra GT4 EVO2								
CUP			Adam Fawsitt				GT4 PRO			Rodrigo Almeida Toyota Gazoo Racing Caetano					
Lap	D	Time	Sector 1	Sector 2	Sector 3	T. Spd	Elapsed	Lap	D	Time	Sector 1	Sector 2	Sector 3	T. Spd	Elapsed
1		2:42.110	57.094	58.910	46.106		2:42.110	1	1	2:03.713	41.898	45.250	36.565		2:03.713
2		2:38.040	56.330	55.270	46.440		5:20.150	2	1	2:02.928	41.282	44.969	36.677		4:06.641
3		2:38.205	55.288	57.905	45.012		7:58.355	3	1	2:03.733	41.448	45.283	37.002		6:10.374
4		2:41.578	58.559	57.456	45.563		10:39.933	4	1	2:04.265	41.623	45.465	37.177		8:14.639
5		2:50.537	1:03.039	56.921	50.577		13:30.470	5	1	2:04.197	41.994	45.438	36.765		10:18.836
6		2:42.974	57.723	56.631	48.620		16:13.444	6	1	2:03.876	41.410	45.549	36.917		12:22.712
7		2:42.431	53.744	1:00.473	48.214		18:55.875	7	1	2:03.856	41.785	45.294	36.777		14:26.568
8		2:56.127	1:01.811	1:06.041	48.275		21:52.002	8	1	2:05.048	42.958	45.313	36.777		16:31.616
9		2:48.866	59.037	59.922	49.907		24:40.868	9	1	2:04.149	42.024	45.388	36.737		18:35.765
10		4:56.334 P	55.023	59.887	3:01.424		29:37.202	10	1	4:05.245 P	41.645	45.709	2:37.891		22:41.010
11		2:37.020	48.988	1:01.902	46.130		32:14.222	11	2	2:05.743	41.955	46.277	37.511		24:46.753
12		2:44.092	1:00.009	57.975	46.108		34:58.314	12	2	2:06.070	42.669	45.643	37.758		26:52.823
13		2:41.068	56.106	57.263	47.699		37:39.382	13	2	2:05.157	41.901	45.826	37.430		28:57.980
14		2:51.254	1:03.049	58.143	50.062		40:30.636	14	2	2:07.725	42.227	45.933	39.565		31:05.705
15		2:45.842	57.062	1:00.271	48.509		43:16.478	15	2	2:06.583	42.638	46.322	37.623		33:12.288
16		2:55.341	1:05.976	59.911	49.454		46:11.819	16	2	2:05.267	41.923	45.832	37.512		35:17.555
17		2:48.199	57.796	1:00.966	49.437		49:00.018	17	2	2:05.528	41.911	46.161	37.456		37:23.083
18		2:50.041	59.564	58.793	51.684		51:50.059	18	2	2:04.372	41.786	45.697	36.889		39:27.455
19		3:01.916	58.496	1:15.811	47.609		54:51.975	19	2	2:05.524	43.095	45.473	36.956		41:32.979
								20	2	2:04.317	42.235	45.255	36.827		43:37.296
								21	2	2:06.034	42.414	45.841	37.779		45:43.330
								22	2	2:05.298	41.623	45.881	37.794		47:48.628
								23	2	2:03.993	41.611	45.364	37.018		49:52.621
								24	2	2:03.939	41.601	45.584	36.754		51:56.560





Vila Real

CPV

Race - 1

Lap Analysis

Circuito Internacional de Vila Real 4.755 m.



28

Vasco Oliveira

Aston Martin Vantage GT4 EVO

47

Will Hunt

McLaren 570S GT4

GT4

Manuel Gião

Racar Motorsport

GTX

Stephanie Hobeika

Will Hunt

Lap	D	Time	Sector 1	Sector 2	Sector 3	T. Spd	Elapsed	Lap	D	Time	Sector 1	Sector 2	Sector 3	T. Spd	Elapsed
1	1	2:07.045	43.743	45.917	37.385		2:07.045	1	1	2:15.389	48.005	47.827	39.557		2:15.389
2	1	2:04.741	41.469	45.904	37.368		4:11.786	2	1	2:11.580	44.603	47.658	39.319		4:26.969
3	1	2:05.915	41.754	45.659	38.502		6:17.701	3	1	2:12.458	43.914	47.291	41.253		6:39.427
4	1	2:05.029	41.723	45.793	37.513		8:22.730	4	1	2:10.272	44.120	47.160	38.992		8:49.699
5	1	2:04.857	41.569	46.304	36.984		10:27.587	5	1	2:09.478	43.924	47.024	38.530		10:59.177
6	1	2:04.423	41.470	45.756	37.197		12:32.010	6	1	2:09.147	43.641	46.803	38.703		13:08.324
7	1	2:05.131	42.107	45.861	37.163		14:37.141	7	1	2:10.095	44.523	47.085	38.487		15:18.419
8	1	2:05.243	42.520	45.482	37.241		16:42.384	8	1	2:11.947	45.603	47.206	39.138		17:30.366
9	1	2:06.837	41.751	45.790	39.296		18:49.221	9	1	2:10.211	44.682	47.025	38.504		19:40.577
10	1	2:06.225	42.247	46.295	37.683		20:55.446	10	1	4:16.030 P	44.151	49.395	2:42.484		23:56.607
11	1	2:05.235	42.023	45.697	37.515		23:00.681	11	2	2:27.298	49.495	54.329	43.474		26:23.905
12	1	4:11.722 P	43.433	46.077	2:42.212		27:12.403	12	2	2:21.800	47.498	52.435	41.867		28:45.705
13	2	2:08.360	42.176	47.794	38.390		29:20.763	13	2	2:22.357	47.143	52.083	43.131		31:08.062
14	2	2:07.916	42.713	47.023	38.180		31:28.679	14	2	2:20.600	47.519	51.019	42.062		33:28.662
15	2	2:06.762	42.261	46.425	38.076		33:35.441	15	2	2:20.141	46.742	51.804	41.595		35:48.803
16	2	2:07.976	42.591	47.490	37.895		35:43.417	16	2	2:17.256	45.624	50.719	40.913		38:06.059
17	2	2:07.230	42.509	46.635	38.086		37:50.647	17	2	2:20.079	47.399	50.304	42.376		40:26.138
18	2	2:08.677	43.911	46.666	38.100		39:59.324	18	2	2:17.831	46.044	50.815	40.972		42:43.969
19	2	2:06.777	42.191	46.400	38.186		42:06.101	19	2	2:18.455	45.834	50.157	42.464		45:02.424
20	2	2:06.891	42.238	46.561	38.092		44:12.992	20	2	2:16.404	45.676	50.211	40.517		47:18.828
21	2	2:07.803	42.162	47.004	38.637		46:20.795	21	2	2:16.275	45.728	49.792	40.755		49:35.103
22	2	2:08.048	43.217	46.568	38.263		48:28.843	22	2	2:20.342	48.001	50.080	42.261		51:55.445
23	2	2:07.081	42.314	46.555	38.212		50:35.924	23	2	2:27.948	51.021	52.864	44.063		54:23.393
24	2	2:09.190	42.854	46.976	39.360		52:45.114								

35

Artur Ferreira

Ligier JS2 R

58

André Nabais

Toyota GR Supra GT4 EVO2

GTX

José Maria Marreiros

Veloso Motorsport

GT4

Miguel Nabais

Miguel Nabais

Lap	D	Time	Sector 1	Sector 2	Sector 3	T. Spd	Elapsed	Lap	D	Time	Sector 1	Sector 2	Sector 3	T. Spd	Elapsed
1	1	2:31.140	54.762	52.535	43.843		2:31.140	1	1	2:14.885	47.668	47.628	39.589		2:14.885
2	1	2:22.991	46.885	52.139	43.967		4:54.131	2	1	2:09.276	43.463	47.117	38.696		4:24.161
3	1	2:20.451	46.348	50.988	43.115		7:14.582	3	1	2:10.138	43.078	47.114	39.946		6:34.299
4	1	2:18.961	45.725	50.597	42.639		9:33.543	4	1	2:10.157	43.822	48.030	38.305		8:44.456
5	1	2:19.551	47.388	49.778	42.385		11:53.094	5	1	2:08.101	43.096	46.356	38.649		10:52.557
6	1	2:15.818	44.990	49.190	41.638		14:08.912	6	1	2:07.802	43.594	45.994	38.214		13:00.359
7	1	2:22.778	48.033	51.679	43.066		16:31.690	7	1	2:07.672	43.751	46.454	37.467		15:08.031
8	1	2:24.299	49.081	52.021	43.197		18:55.989	8	1	2:08.173	43.418	45.731	39.024		17:16.204
9	1	2:19.035	45.628	51.127	42.280		21:15.024	9	1	2:07.308	43.787	46.083	37.438		19:23.512
10	1	4:28.982 P	47.665	51.009	2:50.308		25:44.006	10	1	4:19.220 P	44.290	46.213	2:48.717		23:42.732
11	2	2:14.973	43.849	49.336	41.788		27:58.979	11	2	2:07.119	42.087	46.737	38.295		25:49.851
12	2	2:12.300	44.295	48.698	39.307		30:11.279	12	2	2:07.681	42.355	46.140	39.186		27:57.532
13	2	2:13.849	43.491	50.404	39.954		32:25.128	13	2	2:08.593	42.153	46.493	39.947		30:06.125
14	2	2:14.579	46.327	48.960	39.292		34:39.707	14	2	2:07.415	42.611	46.268	38.536		32:13.540
15	2	2:11.406	43.714	48.158	39.534		36:51.113	15	2	2:09.686	43.417	46.937	39.332		34:23.226
16	2	2:13.928	44.198	48.405	41.325		39:05.041	16	2	2:11.244	46.483	46.714	38.047		36:34.470
17	2	2:11.628	43.832	48.543	39.253		41:16.669	17	2	2:06.751	42.567	46.042	38.142		38:41.221
18	2	2:09.933	43.315	47.536	39.082		43:26.602	18	2	2:05.738	42.140	45.885	37.713		40:46.959
19	2	2:12.358	45.421	48.418	38.519		45:38.960	19	2	2:07.199	42.981	46.772	37.446		42:54.158
20	2	2:13.715	43.512	50.897	39.306		47:52.675	20	2	2:06.466	42.076	46.302	38.088		45:00.624
21	2	2:11.635	43.901	48.001	39.733		50:04.310	21	2	2:07.052	42.789	46.712	37.551		47:07.676
22	2	2:12.627	44.985	48.014	39.628		52:16.937	22	2	2:23.231	43.308	51.605	48.318		49:30.907
23	2							23	2	2:45.489	52.688	1:01.714	51.087		52:16.396





Vila Real  
CPV  
Race - 1  
Lap Analysis



59

Daniel Teixeira

Hyundai Elantra N TCR

99

Charles Valentiny

Peugeot 308 GTI TCR

TC+

Daniel Teixeira

TC+

Michel Fernandes

Michel Fernandes

Lap	D	Time	Sector 1	Sector 2	Sector 3	T. Spd	Elapsed	Lap	D	Time	Sector 1	Sector 2	Sector 3	T. Spd	Elapsed
1		2:20.462	52.274	49.784	38.404		2:20.462	1	1	2:25.478	52.949	50.844	41.685		2:25.478
2		2:07.076	42.774	46.518	37.784		4:27.538	2	1	2:20.139	47.036	50.027	43.076		4:45.617
3		2:09.180	43.895	47.079	38.206		6:36.718	3	1	2:16.804	45.605	49.881	41.318		7:02.421
4		2:06.229	41.940	46.866	37.423		8:42.947	4	1	2:17.644	46.092	49.574	41.978		9:20.065
5		2:03.903	42.135	44.657	37.111		10:46.850	5	1	2:17.821	45.504	50.525	41.792		11:37.886
6		2:05.905	43.066	45.172	37.667		12:52.755	6	1	2:15.089	45.226	49.748	40.115		13:52.975
7		2:06.934	42.377	45.351	39.206		14:59.689	7	1	2:16.559	45.446	49.504	41.609		16:09.534
8		2:06.431	43.206	45.763	37.462		17:06.120	8	1	2:17.544	47.318	49.133	41.093		18:27.078
9		2:05.542	43.039	45.109	37.394		19:11.662	9	1	2:16.827	45.748	49.600	41.479		20:43.905
10		4:05.768 P	43.295	46.410	2:36.063		23:17.430	10	1	2:14.845	45.764	49.295	39.786		22:58.750
11		2:03.416	40.909	45.220	37.287		25:20.846	11	1	4:28.290 P	44.578	50.715	2:52.997		27:27.040
12		2:05.266	42.376	45.083	37.807		27:26.112	12	2	2:14.332	44.169	49.502	40.661		29:41.372
13		2:04.312	42.811	44.792	36.709		29:30.424	13	2	2:20.278	45.152	52.008	43.118		32:01.650
14		2:05.415	42.522	45.189	37.704		31:35.839	14	2	2:14.997	45.361	49.421	40.215		34:16.647
15		2:05.058	42.250	44.995	37.813		33:40.897	15	2	2:14.708	44.814	49.241	40.653		36:31.355
16		2:06.382	42.521	45.435	38.426		35:47.279	16	2	2:15.283	46.126	47.878	41.279		38:46.638
17		2:06.133	42.651	45.504	37.978		37:53.412	17	2	2:12.791	44.221	48.450	40.120		40:59.429
18		2:06.711	43.229	45.619	37.863		40:00.123	18	2	2:14.131	44.680	48.314	41.137		43:13.560
19		3:36.364 P	42.495	45.578	2:08.291		43:36.487	19	2	2:13.635	44.829	48.630	40.176		45:27.195
20		2:04.174	41.933	45.489	36.752		45:40.661	20	2	2:12.979	44.368	48.288	40.323		47:40.174
21		2:09.529	42.566	46.338	40.625		47:50.190	21	2	2:20.659	44.460	53.919	42.280		50:00.833
22		2:08.988	45.049	45.778	38.161		49:59.178	22	2	2:12.782	44.146	48.145	40.491		52:13.615
23		2:07.466	42.571	45.682	39.213		52:06.644								

73

Vitor Costa

Porsche 911 Cup

117

António Duarte

McLaren 570S GT4

CUP

Monteiros Competições

GTX AM

António Duarte

Lap	D	Time	Sector 1	Sector 2	Sector 3	T. Spd	Elapsed	Lap	D	Time	Sector 1	Sector 2	Sector 3	T. Spd	Elapsed
1		2:24.816	52.004	51.010	41.802		2:24.816	1		2:26.805	53.969	51.388	41.448		2:26.805
2		2:19.334	47.037	50.103	42.194		4:44.150	2		2:19.631	46.393	51.248	41.990		4:46.436
3		2:17.794	46.244	49.741	41.809		7:01.944	3		2:18.815	46.317	50.593	41.905		7:05.251
4		2:17.588	45.957	49.534	42.097		9:19.532	4		2:19.205	46.558	51.071	41.576		9:24.456
5		2:17.529	45.429	50.447	41.653		11:37.061	5		2:20.220	46.432	51.549	42.239		11:44.676
6		2:15.081	45.410	48.906	40.765		13:52.142	6		2:19.432	46.275	51.395	41.762		14:04.108
7		2:16.996	45.728	49.505	41.763		16:09.138	7		2:19.633	46.429	51.629	41.575		16:23.741
8		2:17.548	47.334	48.972	41.242		18:26.686	8		2:20.240	46.895	50.874	42.471		18:43.981
9		45.760						9		2:20.985	46.317	53.528	41.140		21:04.966
								10		4:21.877 P	46.482	52.224	2:43.171		25:26.843
								11		2:22.313	47.057	52.682	42.574		27:49.156
								12		2:18.949	45.768	50.740	42.441		30:08.105
								13		2:20.362	45.741	51.963	42.658		32:28.467
								14		2:20.335	47.385	50.844	42.106		34:48.802
								15		2:17.085	45.465	50.661	40.959		37:05.887
								16		2:18.691	46.134	51.223	41.334		39:24.578
								17		2:22.204	48.169	51.256	42.779		41:46.782
								18		2:20.797	47.999	50.597	42.201		44:07.579
								19		2:19.628	46.604	51.361	41.663		46:27.207
								20		2:24.231	46.901	52.412	44.918		48:51.438
								21		2:22.625	47.219	52.684	42.722		51:14.063
								22		2:24.225	46.654	54.851	42.720		53:38.288





Vila Real  
CPV  
Race - 1  
Lap Analysis



133 Gabriel Caçoiolo Ligier JS2 R 777 Ruben Vaquinhas Aston Martin Vantage AMR GT4

GTX						PetroGold		GT4 AM					RV7		
Lap	D	Time	Sector 1	Sector 2	Sector 3	T. Spd	Elapsed	Lap	D	Time	Sector 1	Sector 2	Sector 3	T. Spd	Elapsed
1	1	2:09.827	44.430	47.147	38.250		2:09.827	1		2:19.514	50.060	49.344	40.110		2:19.514
2	1	2:08.671	42.652	47.843	38.176		4:18.498	2		2:13.211	44.999	48.344	39.868		4:32.725
3	1	2:06.423	42.333	46.163	37.927		6:24.921	3		2:10.788	43.506	47.734	39.548		6:43.513
4	1	2:07.788	42.457	47.129	38.202		8:32.709	4		2:10.041	43.113	47.791	39.137		8:53.554
5	1	2:06.764	42.751	46.030	37.983		10:39.473	5		2:09.747	43.459	47.005	39.283		11:03.301
6	1	2:06.344	42.376	46.223	37.745		12:45.817	6		2:13.109	43.964	50.074	39.071		13:16.410
7	1	2:05.907	42.523	45.818	37.566		14:51.724	7		2:10.263	43.474	47.335	39.454		15:26.673
8	1	2:07.852	43.646	46.299	37.907		16:59.576	8		2:13.321	45.974	48.276	39.071		17:39.994
9	1	2:07.245	42.909	46.262	38.074		19:06.821	9		2:10.458	44.187	47.405	38.866		19:50.452
10	1	2:10.166	43.906	47.752	38.508		21:16.987	10		2:16.238	43.562	50.115	42.561		22:06.690
11	1	2:08.675	44.033	46.060	38.582		23:25.662	11		4:17.117 P	45.184	47.641	2:44.292		26:23.807
12	1	2:09.333	43.411	46.353	39.569		25:34.995	12		2:08.645	42.049	47.417	39.179		28:32.452
13	1	4:16.931 P	42.844	45.927	2:48.160		29:51.926	13		2:11.529	44.011	48.393	39.125		30:43.981
14	2	2:15.598	43.083	50.999	41.516		32:07.524	14		2:10.178	43.670	47.251	39.257		32:54.159
15	2	2:15.386	44.715	49.742	40.929		34:22.910	15		2:09.497	43.706	47.321	38.470		35:03.656
16	2	2:18.678	46.572	49.281	42.825		36:41.588	16		2:09.213	43.873	46.704	38.636		37:12.869
17	2	2:14.060	44.693	48.959	40.408		38:55.648	17		2:07.973	42.848	46.494	38.631		39:20.842
18	2	2:13.113	44.262	48.529	40.322		41:08.761	18		2:07.508	42.890	46.160	38.458		41:28.350
19	2	2:13.714	44.800	48.923	39.991		43:22.475	19		2:10.199	43.197	47.025	39.977		43:38.549
20	2	2:12.519	43.911	48.371	40.237		45:34.994	20		2:09.119	43.974	46.524	38.621		45:47.668
21	2	2:13.737	44.386	48.625	40.726		47:48.731	21		2:12.459	43.568	50.443	38.448		48:00.127
22	2	2:15.205	46.491	48.777	39.937		50:03.936	22		2:07.957	43.110	46.599	38.248		50:08.084
23	2	2:12.589	44.885	48.055	39.649		52:16.525	23		2:09.314	42.735	46.768	39.811		52:17.398

555 António Veloso Audi R8 LMS GT4 888 Carlos Vieira Porsche Cayman CS RS

GT4 PB						António Veloso		GT4 PRO					Velo Motorsport		
Lap	D	Time	Sector 1	Sector 2	Sector 3	T. Spd	Elapsed	Lap	D	Time	Sector 1	Sector 2	Sector 3	T. Spd	Elapsed
1	1	2:14.544	46.862	47.563	40.119		2:14.544	1		2:06.006	43.181	45.625	37.200		2:06.006
2	1	2:09.324	42.858	46.647	39.819		4:23.868	2		2:05.066	41.654	45.813	37.599		4:11.072
3	1	2:09.961	42.629	47.217	40.115		6:33.829	3		3:17.508 P	41.870	45.888	1:49.750		7:28.580
4	1	2:10.019	43.135	46.826	40.058		8:43.848	4		2:05.217	41.977	45.862	37.378		9:33.797
5	1	2:08.437	42.653	46.306	39.478		10:52.285	5		2:07.908	42.873	46.008	39.027		11:41.705
6	1	2:07.852	43.217	45.877	38.758		13:00.137	6		2:06.691	41.899	47.051	37.741		13:48.396
7	1	2:07.620	42.975	45.915	38.730		15:07.757	7		2:04.898	42.280	45.292	37.326		15:53.294
8	1	2:08.217	42.941	45.808	39.468		17:15.974	8		2:04.411	42.039	45.111	37.261		17:57.705
9	1	2:06.990	42.864	45.861	38.265		19:22.964	9		2:04.227	42.038	44.960	37.229		20:01.932
10	1	4:09.891 P	43.225	46.599	2:40.067		23:32.855	10		2:05.664	42.185	46.133	37.346		22:07.596
11	2	2:03.229	39.965	45.612	37.652		25:36.084	11		2:05.793	42.743	45.819	37.231		24:13.389
12	2	2:06.204	42.119	45.913	38.172		27:42.288	12		4:06.417 P	41.705	45.950	2:38.762		28:19.806
13	2	2:05.217	41.429	46.271	37.517		29:47.505	13		2:03.964	39.939	46.373	37.652		30:23.770
14	2	2:06.205	43.033	45.690	37.482		31:53.710	14		2:05.043	41.955	45.778	37.310		32:28.813
15	2	2:04.023	41.368	45.389	37.266		33:57.733	15		2:05.091	42.570	45.511	37.010		34:33.904
16	2	2:04.557	41.458	45.504	37.595		36:02.290	16		2:05.751	41.584	45.778	38.389		36:39.655
17	2	2:06.234	41.702	46.399	38.133		38:08.524	17		2:05.148	41.777	45.480	37.891		38:44.803
18	2	2:07.470	43.067	46.579	37.824		40:15.994	18		2:04.612	41.739	45.579	37.294		40:49.415
19	2	2:06.199	42.057	46.093	38.049		42:22.193	19		2:05.679	41.804	46.333	37.542		42:55.094
20	2	2:06.452	42.254	46.219	37.979		44:28.645	20		2:06.068	42.458	46.111	37.499		45:01.162
21	2	2:06.814	41.989	46.930	37.895		46:35.459	21		2:07.745	42.823	47.048	37.874		47:08.907
22	2	2:06.810	41.747	48.022	37.041		48:42.269	22		2:06.877	42.551	47.240	37.086		49:15.784
23	2	2:04.830	41.438	46.187	37.205		50:47.099	23		2:05.370	42.938	45.585	36.847		51:21.154
24	2	2:05.875	41.802	46.304	37.769		52:52.974	24		2:04.216	41.682	45.699	36.835		53:25.370





Vila Real  
CPV  
Race - 1  
Lap Analysis



Circuito Internacional de Vila Real 4.755 m.

917

André Fernandes

Porsche 911 Cup

CUP

AF Motorsport

Lap	D	Time	Sector 1	Sector 2	Sector 3	T. Spd	Elapsed
1		2:18.716	49.415	49.653	39.648		2:18.716
2		2:12.548	43.850	49.805	38.893		4:31.264
3		2:11.164	43.910	48.465	38.789		6:42.428
4		2:09.855	43.508	47.836	38.511		8:52.283
5		2:08.940	43.025	47.929	37.986		11:01.223
6		2:11.364	43.612	48.931	38.821		13:12.587
7		2:10.119	43.513	47.973	38.633		15:22.706
8		2:10.230	43.398	48.214	38.618		17:32.936
9		2:09.805	43.397	47.664	38.744		19:42.741
10		4:14.712 P	43.865	50.347	2:40.500		23:57.453
11		2:10.020	42.994	48.671	38.355		26:07.473
12		2:10.730	43.384	48.047	39.299		28:18.203
13		2:08.959	43.367	47.518	38.074		30:27.162
14		2:10.505	43.321	48.548	38.636		32:37.667
15		2:11.016	43.355	48.362	39.299		34:48.683
16		2:10.254	43.250	48.047	38.957		36:58.937
17		2:10.755	43.520	48.365	38.870		39:09.692
18		2:09.936	43.699	47.919	38.318		41:19.628
19		2:10.566	43.382	48.111	39.073		43:30.194
20		2:16.048	45.770	48.693	41.585		45:46.242
21		2:16.419	44.877	51.440	40.102		48:02.661
22		2:12.403	44.280	48.892	39.231		50:15.064
23		2:13.367	44.835	48.574	39.958		52:28.431





Vila Real  
CPV  
Race - 1



Analysis by Lap

Num	Lap Time	Gap
<b>Lap 1</b>		
26	2:03.713	
11	2:05.071	01.358
888	2:06.006	02.293
28	2:07.045	03.332
133	2:09.827	06.114
4	2:10.103	06.390
25	2:10.843	07.130
16	2:11.706	07.993
555	2:14.544	10.831
58	2:14.885	11.172
47	2:15.389	11.676
3	2:16.068	12.355
917	2:18.716	15.003
777	2:19.514	15.801
59	2:20.462	16.749
14	2:24.396	20.683
73	2:24.816	21.103
99	2:25.478	21.765
117	2:26.805	23.092
35	2:31.140	27.427
17	2:42.110	38.397

Num	Lap Time	Gap
<b>Lap 2</b>		
26	2:02.928	
11	2:04.316	02.746
888	2:05.066	04.431
28	2:04.741	05.145
4	2:04.987	08.449
25	2:05.360	09.562
133	2:08.671	11.857
16	2:07.987	13.052
555	2:09.324	17.227
58	2:09.276	17.520
47	2:11.580	20.328
3	2:11.361	20.788
59	2:07.076	20.897
917	2:12.548	24.623
777	2:13.211	26.084
14	2:19.395	37.150
73	2:19.334	37.509
99	2:20.139	38.976
117	2:19.631	39.795
35	2:22.991	47.490
17	2:38.040	1:13.509

Num	Lap Time	Gap
<b>Lap 3</b>		
26	2:03.733	
11	2:04.137	03.150
28	2:05.915	07.327
4	2:03.766	08.482
25	2:03.710	09.539
133	2:06.423	14.547
16	2:07.775	17.094
555	2:09.961	23.455
58	2:10.138	23.925

Num	Lap Time	Gap
59	2:09.180	26.344
3	2:11.598	28.653
47	2:12.458	29.053
917	2:11.164	32.054
777	2:10.788	33.139
14	2:17.956	51.373
73	2:17.794	51.570
99	2:16.804	52.047
117	2:18.815	54.877
35	2:20.451	1:04.208
888	3:17.508	1:18.206
17	2:38.205	1:47.981

Num	Lap Time	Gap
<b>Lap 4</b>		
26	2:04.265	
11	2:03.942	02.827
28	2:05.029	08.091
4	2:04.539	08.756
25	2:04.081	09.355
133	2:07.788	18.070
16	2:06.816	19.645
59	2:06.229	28.308
555	2:10.019	29.209
58	2:10.157	29.817
3	2:08.113	32.501
47	2:10.272	35.060
917	2:09.855	37.644
777	2:10.041	38.915
14	2:17.533	1:04.641
73	2:17.588	1:04.893
99	2:17.644	1:05.426
117	2:19.205	1:09.817
35	2:18.961	1:18.904
888	2:05.217	1:19.158

Num	Lap Time	Gap
<b>Lap 5</b>		
26	2:04.197	
11	2:05.440	04.070
28	2:04.857	08.751
4	2:04.774	09.333
25	2:05.230	10.388
133	2:06.764	20.637
17	2:41.578	1 Lap
16	2:07.508	22.956
59	2:03.903	28.014
555	2:08.437	33.449
58	2:08.101	33.721
3	2:06.989	35.293
47	2:09.478	40.341
917	2:08.940	42.387
777	2:09.747	44.465
14	2:17.069	1:17.513
73	2:17.529	1:18.225
99	2:17.821	1:19.050
888	2:07.908	1:22.869
117	2:20.220	1:25.840
35	2:19.551	1:34.258

Num	Lap Time	Gap
<b>Lap 6</b>		
26	2:03.876	
11	2:03.883	04.077
28	2:04.423	09.298
4	2:04.636	10.093
25	2:04.800	11.312
133	2:06.344	23.105
16	2:08.564	27.644
59	2:05.905	30.043
555	2:07.852	37.425
58	2:07.802	37.647
3	2:07.184	38.601
47	2:09.147	45.612
917	2:11.364	49.875
777	2:13.109	53.698
17	2:50.537	1 Lap
888	2:06.691	1:25.684
14	2:15.613	1:29.250
73	2:15.081	1:29.430
99	2:15.089	1:30.263
117	2:19.432	1:41.396
35	2:15.818	1:46.200

Num	Lap Time	Gap
<b>Lap 7</b>		
26	2:03.856	
11	2:04.862	05.083
28	2:05.131	10.573
4	2:05.139	11.376
25	2:05.296	12.752
133	2:05.907	25.156
16	2:08.830	32.618
59	2:06.934	33.121
555	2:07.620	41.189
58	2:07.672	41.463
3	2:07.535	42.280
47	2:10.095	51.851
917	2:10.119	56.138
777	2:10.263	1:00.105
888	2:04.898	1:26.726
14	2:16.984	1:42.378
73	2:16.996	1:42.570
99	2:16.559	1:42.966
17	2:42.974	1 Lap
117	2:19.633	1:57.173

Num	Lap Time	Gap
<b>Lap 8</b>		
26	2:05.048	
35	2:22.778	1 Lap
11	2:04.964	04.999
28	2:05.243	10.768
4	2:04.910	11.238
25	2:04.680	12.384
133	2:07.852	27.960
59	2:06.431	34.504
16	2:09.149	36.719
555	2:08.217	44.358

Num	Lap Time	Gap
<b>Lap 9</b>		
58	2:08.173	44.588
3	2:07.741	44.973
47	2:11.947	58.750
917	2:10.230	1:01.320
777	2:13.321	1:08.378
888	2:04.411	1:26.089
14	2:17.309	1:54.639
73	2:17.548	1:55.070
99	2:17.544	1:55.462

Num	Lap Time	Gap
<b>Lap 10</b>		
28	2:06.225	
25	2:06.394	00.763
117	2:20.985	1 Lap
35	2:19.035	1 Lap
133	2:10.166	21.541
17	2:56.127	2 Laps
777	2:16.238	1:11.244
888	2:05.664	1:12.150
26	4:05.245	1:45.564
11	4:11.489	1:58.162
99	2:14.845	2:03.304

Num	Lap Time	Gap
<b>Lap 11</b>		
28	2:05.235	
25	2:05.374	00.902
4	4:14.598	1 Lap
59	4:05.768	1 Lap
133	2:08.675	24.981
555	4:09.891	1 Lap
16	4:17.416	1 Lap
58	4:19.220	1 Lap
47	4:16.030	1 Lap
917	4:14.712	1 Lap

Num	Lap Time	Gap
<b>Lap 12</b>		
133	2:09.333	
555	2:03.229	1 Lap
16	2:04.999	1 Lap
35	4:28.982	2 Laps
58	2:07.119	1 Lap
3	2:06.922	1 Lap
917	2:10.020	1 Lap
777	4:17.117	1 Lap
47	2:27.298	1 Lap
26	2:06.070	1:17.828
11	2:05.454	1:28.064
25	4:06.212	1:32.800
4	2:03.845	1:34.798
28	4:11.722	1:37.408
59	2:05.266	1:51.117
99	4:28.290	1 Lap
14	2:18.435	1 Lap
555	2:06.204	2:07.293
16	2:07.432	2:11.669
117	2:22.313	1 Lap
58	2:07.681	2:22.537
35	2:14.973	1 Lap
3	2:06.415	2:37.432
917	2:10.730	2:43.208
888	4:06.417	2:44.811
777	2:08.645	2:57.457
47	2:21.800	3:10.710

Num	Lap Time	Gap
<b>Lap 13</b>		
26	2:05.157	
11	2:03.928	09.007
25	2:06.034	15.849
4	2:04.354	16.167
28	2:08.360	22.783
59	2:04.312	32.444
17	4:56.334	3 Laps
99	2:14.332	1 Lap
14	2:18.127	1 Lap
555	2:05.217	49.525
133	4:16.931	53.946
16	2:05.621	54.305
58	2:08.593	1:08.145
117	2:18.949	1 Lap
35	2:12.300	1 Lap
3	2:06.321	1:20.768
888	2:03.964	1:25.790





Vila Real  
CPV  
Race - 1



Analysis by Lap

Num	Lap Time	Gap
917	2:08.959	1:29.182
777	2:11.529	1:46.001

Num	Lap Time	Gap
26	2:07.725	
47	2:22.357	1 Lap
11	2:04.272	05.554
4	2:05.312	13.754
25	2:07.186	15.310
28	2:07.916	22.974
59	2:05.415	30.134
555	2:06.205	48.005
16	2:07.706	54.286

Num	Lap Time	Gap
99	2:20.278	1 Lap
14	2:17.788	1 Lap
133	2:15.598	1:01.819
58	2:07.415	1:07.835
17	2:37.020	3 Laps
35	2:13.849	1 Lap
3	2:07.131	1:20.174
117	2:20.362	1 Lap
888	2:05.043	1:23.108
917	2:10.505	1:31.962
777	2:10.178	1:48.454

Num	Lap Time	Gap
26	2:06.583	
11	2:04.681	03.652
4	2:04.240	11.411
25	2:06.360	15.087
47	2:20.600	1 Lap
28	2:06.762	23.153
59	2:05.058	28.609
555	2:04.023	45.445
16	2:05.605	53.308

Num	Lap Time	Gap
99	2:14.997	1 Lap
133	2:15.386	1:10.622
58	2:09.686	1:10.938
14	2:19.181	1 Lap
3	2:06.108	1:19.699
888	2:05.091	1:21.616
35	2:14.579	1 Lap
917	2:11.016	1:36.395
117	2:20.335	1 Lap
17	2:44.092	3 Laps
777	2:09.497	1:51.368

Num	Lap Time	Gap
26	2:05.267	
11	2:03.977	02.362
4	2:02.849	08.993
25	2:06.169	15.989
28	2:07.976	25.862
59	2:06.382	29.724
47	2:20.141	1 Lap
555	2:04.557	44.735

Num	Lap Time	Gap
16	2:04.969	53.010
99	2:14.708	1 Lap
58	2:11.244	1:16.915
3	2:06.666	1:21.098
888	2:05.751	1:22.100
133	2:18.678	1:24.033
14	2:19.740	1 Lap
35	2:11.406	1 Lap
917	2:10.254	1:41.382
117	2:17.085	1 Lap
777	2:09.213	1:55.314

Num	Lap Time	Gap
26	2:05.528	
11	2:05.327	02.161
4	2:02.648	06.113
17	2:41.068	4 Laps
25	2:06.054	16.515
28	2:07.230	27.564
59	2:06.133	30.329
47	2:17.256	1 Lap
555	2:06.234	45.441
16	2:05.389	52.871

Num	Lap Time	Gap
58	2:06.751	1:18.138
3	2:05.002	1:20.572
888	2:05.148	1:21.720
99	2:15.283	1 Lap
133	2:14.060	1:32.565
35	2:13.928	1 Lap
14	2:23.494	1 Lap
917	2:10.755	1:46.609
777	2:07.973	1:57.759
117	2:18.691	1 Lap

Num	Lap Time	Gap
26	2:04.372	
11	2:03.788	01.577
4	2:02.582	04.323
25	2:06.022	18.165
28	2:08.677	31.869
59	2:06.711	32.668
555	2:07.470	48.539
16	2:08.038	56.537
47	2:20.079	1 Lap
17	2:51.254	4 Laps
58	2:05.738	1:19.504
3	2:05.117	1:21.317

Num	Lap Time	Gap
888	2:04.612	1:21.960
99	2:12.791	1 Lap
133	2:13.113	1:41.306
35	2:11.628	1 Lap
917	2:09.936	1:52.173
777	2:07.508	2:00.895
14	2:23.289	1 Lap

Lap 19

26	2:05.524	
11	2:04.735	00.788
4	2:03.251	02.050
117	2:22.204	2 Laps
25	2:05.776	18.417
28	2:06.777	33.122
555	2:06.199	49.214
16	2:04.504	55.517
47	2:17.831	1 Lap
58	2:07.199	1:21.179
3	2:05.800	1:21.593
888	2:05.679	1:22.115
99	2:14.131	1 Lap
17	2:45.842	4 Laps
133	2:13.714	1:49.496
35	2:09.933	1 Lap
917	2:10.566	1:57.215
59	3:36.364	2:03.508

Lap 20

26	2:04.317	
11	2:04.585	01.056
777	2:10.199	1 Lap
4	2:03.694	01.427
14	2:25.584	2 Laps
25	2:05.511	19.611
117	2:20.797	2 Laps
28	2:06.891	35.696
555	2:06.452	51.349
16	2:05.820	57.020
58	2:06.466	1:23.328
3	2:06.263	1:23.539
888	2:06.068	1:23.866
47	2:18.455	1 Lap
99	2:13.635	1 Lap
133	2:12.519	1:57.698
35	2:12.358	1 Lap
59	2:04.174	2:03.365

Lap 21

26	2:06.034	
11	2:06.003	01.025
4	2:06.058	01.451
917	2:16.048	1 Lap
777	2:09.119	1 Lap
25	2:07.805	21.382
17	2:55.341	5 Laps
28	2:07.803	37.465
14	2:28.135	2 Laps
117	2:19.628	2 Laps
555	2:06.814	52.129
16	2:05.600	56.586
58	2:07.052	1:24.346
3	2:07.923	1:25.428
888	2:07.745	1:25.577

Lap 22

47	2:16.404	1 Lap
99	2:12.979	1 Lap
26	2:05.298	
133	2:13.737	1 Lap
11	2:04.957	00.684
4	2:04.798	00.951
59	2:09.529	1 Lap
35	2:13.715	2 Laps
777	2:12.459	1 Lap
917	2:16.419	1 Lap
25	2:05.317	21.401
28	2:08.048	40.215
555	2:06.810	53.641
16	2:07.143	58.431
117	2:24.231	2 Laps
17	2:48.199	5 Laps
14	2:48.665	2 Laps
3	2:06.588	1:26.718
888	2:06.877	1:27.156
58	2:23.231	1:42.279
47	2:16.275	1 Lap

Lap 23

26	2:03.993	
11	2:04.262	00.953
4	2:04.235	01.193
59	2:08.988	1 Lap
99	2:20.659	2 Laps
133	2:15.205	1 Lap
35	2:11.635	2 Laps
777	2:07.957	1 Lap
917	2:12.403	1 Lap
25	2:05.398	22.806
28	2:07.081	43.303
555	2:04.830	54.478
16	2:05.466	59.904
117	2:22.625	2 Laps
3	2:05.232	1:27.957
888	2:05.370	1:28.533
17	2:50.041	5 Laps
14	2:42.126	2 Laps
47	2:20.342	1 Lap

Lap 24

26	2:03.939	
11	2:04.495	01.509
4	2:04.463	01.717
59	2:07.466	1 Lap
99	2:12.782	2 Laps
58	2:45.489	1 Lap
133	2:12.589	1 Lap
35	2:12.627	2 Laps
777	2:09.314	1 Lap
917	2:13.367	1 Lap





Vila Real

CPV

Race - 1

Best Sectors Results



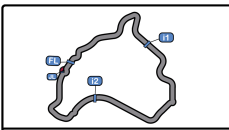
Circuito Internacional de Vila Real 4.755 m.

Sector - 1			Sector - 2			Sector - 3			Ideal Lap vs Best Lap		
Clas	Nº Driver	Time	Nº Driver	Time	Nº Driver	Time	Clas	Nº Driver	Ideal Lap	Best Lap	Clas
1	<b>888</b> Vieira - Still	39.939	<b>59</b> Daniel Teixeira	44.657	<b>16</b> Azevedo - Batina	35.923	<b>1</b>	<b>4</b> Machado - Salvador	<b>2:01.476</b>	<b>2:02.582</b>	<b>1</b>
2	<b>555</b> Veloso - Cunha	39.965	<b>4</b> Machado - Salvador	44.944	<b>4</b> Machado - Salvador	36.012	<b>2</b>	<b>888</b> Vieira - Still	<b>2:01.734</b>	<b>2:03.964</b>	<b>7</b>
3	<b>4</b> Machado - Salvador	40.520	<b>888</b> Vieira - Still	44.960	<b>26</b> Mora - Almeida	36.565	<b>3</b>	<b>59</b> Daniel Teixeira	<b>2:02.275</b>	<b>2:03.416</b>	<b>4</b>
4	<b>11</b> Carlos Pires - Abreu	40.647	<b>26</b> Mora - Almeida	44.969	<b>11</b> Carlos Pires - Abreu	36.599	<b>4</b>	<b>11</b> Carlos Pires - Abreu	<b>2:02.295</b>	<b>2:03.788</b>	<b>6</b>
5	<b>16</b> Azevedo - Batina	40.694	<b>11</b> Carlos Pires - Abreu	45.049	<b>25</b> Aguiar - Rajani	36.705	<b>5</b>	<b>555</b> Veloso - Cunha	<b>2:02.395</b>	<b>2:03.229</b>	<b>3</b>
6	<b>59</b> Daniel Teixeira	40.909	<b>25</b> Aguiar - Rajani	45.327	<b>59</b> Daniel Teixeira	36.709	<b>6</b>	<b>16</b> Azevedo - Batina	<b>2:02.542</b>	<b>2:04.504</b>	<b>10</b>
7	<b>26</b> Mora - Almeida	41.282	<b>555</b> Veloso - Cunha	45.389	<b>3</b> Costa - Pires	36.740	<b>7</b>	<b>26</b> Mora - Almeida	<b>2:02.816</b>	<b>2:02.928</b>	<b>2</b>
8	<b>28</b> Oliveira - Gião	41.469	<b>28</b> Oliveira - Gião	45.482	<b>888</b> Vieira - Still	36.835	<b>8</b>	<b>25</b> Aguiar - Rajani	<b>2:03.524</b>	<b>2:03.710</b>	<b>5</b>
9	<b>25</b> Aguiar - Rajani	41.492	<b>3</b> Costa - Pires	45.504	<b>28</b> Oliveira - Gião	36.984	<b>9</b>	<b>28</b> Oliveira - Gião	<b>2:03.935</b>	<b>2:04.423</b>	<b>9</b>
10	<b>3</b> Costa - Pires	41.798	<b>58</b> Nabais - Nabais	45.731	<b>555</b> Veloso - Cunha	37.041	<b>10</b>	<b>3</b> Costa - Pires	<b>2:04.042</b>	<b>2:04.264</b>	<b>8</b>
11	<b>777</b> Ruben Vaquinhas	42.049	<b>133</b> Caçoilo - Santos	45.818	<b>58</b> Nabais - Nabais	37.438	<b>11</b>	<b>58</b> Nabais - Nabais	<b>2:05.245</b>	<b>2:05.738</b>	<b>11</b>
12	<b>58</b> Nabais - Nabais	42.076	<b>16</b> Azevedo - Batina	45.925	<b>133</b> Caçoilo - Santos	37.566	<b>12</b>	<b>133</b> Caçoilo - Santos	<b>2:05.717</b>	<b>2:05.907</b>	<b>12</b>
13	<b>133</b> Caçoilo - Santos	42.333	<b>777</b> Ruben Vaquinhas	46.160	<b>917</b> André Fernandes	37.986	<b>13</b>	<b>777</b> Ruben Vaquinhas	<b>2:06.457</b>	<b>2:07.508</b>	<b>13</b>
14	<b>917</b> André Fernandes	42.994	<b>47</b> Hunt - Hobeika	46.803	<b>777</b> Ruben Vaquinhas	38.248	<b>14</b>	<b>917</b> André Fernandes	<b>2:08.498</b>	<b>2:08.940</b>	<b>14</b>
15	<b>35</b> Ferreira - Maria Marreiros	43.315	<b>917</b> André Fernandes	47.518	<b>47</b> Hunt - Hobeika	38.487	<b>15</b>	<b>47</b> Hunt - Hobeika	<b>2:08.931</b>	<b>2:09.147</b>	<b>15</b>
16	<b>47</b> Hunt - Hobeika	43.641	<b>35</b> Ferreira - Maria Marreiros	47.536	<b>35</b> Ferreira - Maria Marreiros	38.519	<b>16</b>	<b>35</b> Ferreira - Maria Marreiros	<b>2:09.370</b>	<b>2:09.933</b>	<b>16</b>
17	<b>99</b> Valentiny - Fernandes	44.146	<b>99</b> Valentiny - Fernandes	47.878	<b>99</b> Valentiny - Fernandes	39.786	<b>17</b>	<b>99</b> Valentiny - Fernandes	<b>2:11.810</b>	<b>2:12.782</b>	<b>17</b>
18	<b>14</b> Frederico Formiga	44.364	<b>73</b> Vitor Costa	48.906	<b>73</b> Vitor Costa	40.765	<b>18</b>	<b>14</b> Frederico Formiga	<b>2:14.231</b>	<b>2:15.613</b>	<b>19</b>
19	<b>73</b> Vitor Costa	45.410	<b>14</b> Frederico Formiga	49.042	<b>14</b> Frederico Formiga	40.825	<b>19</b>	<b>73</b> Vitor Costa	<b>2:15.081</b>	<b>2:15.081</b>	<b>18</b>
20	<b>117</b> António Duarte	45.465	<b>117</b> António Duarte	50.593	<b>117</b> António Duarte	40.959	<b>20</b>	<b>117</b> António Duarte	<b>2:17.017</b>	<b>2:17.085</b>	<b>20</b>
21	<b>17</b> Adam Fawsitt	48.988	<b>17</b> Adam Fawsitt	55.270	<b>17</b> Adam Fawsitt	45.012	<b>21</b>	<b>17</b> Adam Fawsitt	<b>2:29.270</b>	<b>2:37.020</b>	<b>21</b>



VILA REAL  
Circuito Internacional





Vila Real

CPV

Race - 1

Leader Sequence



Nº	Entrant/Team	Nat	Driver 1	Nat	Driver 2	Nat	Vehicle	Cat	Start Lap	End Lap	Laps	Total Laps
26	Toyota Gazoo Racing Caetano Portugal		<b>Francisco Mora</b>		Rodrigo Almeida		Toyota GR Supra GT4 EVO2	GT4	1	9	9	9
28	Racar Motorsport		<b>Vasco Oliveira</b>		Manuel Gião		Aston Martin Vantage GT4 EVO	GT4	10	11	2	2
133	PetroGold		<b>Gabriel Caçoilo</b>		Ángel Santos		Ligier JS2 R	GTX	12	12	1	1
26	Toyota Gazoo Racing Caetano Portugal		<b>Francisco Mora</b>		Rodrigo Almeida		Toyota GR Supra GT4 EVO2	GT4	13	24	12	21



VILA REAL  
Circuito Internacional





Vila Real

CPV

Race - 1

Best 5 Lap Times



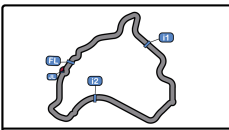
Circuito Internacional de Vila Real 4.755 m.

Cl	Nº Entrant/Team	Nat	Driver 1	Nat	Driver 2	Nat	Vehicle	Cat	Cl	Best 1		Best 2		Best 3		Best 4		Best 5	
										Time	Lap	Time	Lap	Time	Lap	Time	Lap	Time	Lap
1	4 Speedy Motorsport	PRT	<b>César Machado</b>	PRT	Pedro Salvador	PRT	Toyota GR Supra GT4 EVO2	GT4 PR	1	<b>2:02.582</b>	18	2:02.648	17	2:02.679	11	2:02.849	16	2:03.251	19
2	26 Toyota Gazoo Racing Caetano	PRT	<b>Francisco Mora</b>	PRT	Rodrigo Almeida	MOZ	Toyota GR Supra GT4 EVO2	GT4 PR	2	<b>2:02.928</b>	2	2:03.713	1	2:03.733	3	2:03.856	7	2:03.876	6
3	555 António Veloso	PRT	<b>António Veloso</b>	PRT	Patrick Cunha	PRT	Audi R8 LMS GT4	GT4 PB	1	<b>2:03.229</b>	11	2:04.023	15	2:04.557	16	2:04.830	23	2:05.217	13
4	59 Daniel Teixeira	PRT	Daniel Teixeira	PRT			Hyundai Elantra N TCR	TC+	1	<b>2:03.416</b>	11	2:03.903	5	2:04.174	20	2:04.312	13	2:05.058	15
5	25 SMC Motorsport	ESP	<b>Luis Aguiar</b>	PRT	Rafael Rajani	PRT	McLaren Artura GT4	GT4 PR	3	<b>2:03.710</b>	3	2:04.081	4	2:04.680	8	2:04.800	6	2:05.230	5
6	11 Toyota Gazoo Racing Caetano	PRT	<b>José Carlos Pires</b>	PRT	Francisco Abreu	PRT	Toyota GR Supra GT4 EVO2	GT4 PB	2	<b>2:03.788</b>	18	2:03.883	6	2:03.928	13	2:03.942	4	2:03.977	16
7	888 Veloso Motorsport	PRT	<b>Carlos Vieira</b>	PRT	Hendrik Still	DEU	Porsche Cayman CS RS	GT4 PR	4	<b>2:03.964</b>	13	2:04.216	24	2:04.227	9	2:04.411	8	2:04.612	18
8	3 Speedy Motorsport	PRT	<b>Ricardo Costa</b>	PRT	Bruno Pires	PRT	Porsche 718 Cayman GT4 RS CS	GT4 BR	1	<b>2:04.264</b>	24	2:05.002	17	2:05.117	18	2:05.232	23	2:05.800	19
9	28 Racar Motorsport	PRT	<b>Vasco Oliveira</b>	PRT	Manuel Gião	PRT	Aston Martin Vantage GT4 EVO	GT4 BR	2	<b>2:04.423</b>	6	2:04.741	2	2:04.857	5	2:05.029	4	2:05.131	7
10	16 Orlando Batina	PRT	<b>Sérgio Azevedo</b>	PRT	Orlando Batina	PRT	Toyota GR Supra GT4 EVO2	GT4 PB	3	<b>2:04.504</b>	19	2:04.969	16	2:04.999	11	2:05.389	17	2:05.466	23
11	58 Miguel Nabais	PRT	<b>André Nabais</b>	PRT	Miguel Nabais	PRT	Toyota GR Supra GT4 EVO2	GT4 BR	3	<b>2:05.738</b>	18	2:06.466	20	2:06.751	17	2:07.052	21	2:07.119	11
12	133 PetroGold	ESP	<b>Gabriel Caçoilo</b>	PRT	Ángel Santos	ESP	Ligier JS2 R	GTX	1	<b>2:05.907</b>	7	2:06.344	6	2:06.423	3	2:06.764	5	2:07.245	9
13	777 RV7	PRT	Ruben Vaquinhas	PRT			Aston Martin Vantage AMR GT4	GT4 AM	1	<b>2:07.508</b>	18	2:07.957	22	2:07.973	17	2:08.645	12	2:09.119	20
14	917 AF Motorsport	PRT	André Fernandes	PRT			Porsche 911 Cup	CUP	1	<b>2:08.940</b>	5	2:08.959	13	2:09.805	9	2:09.855	4	2:09.936	18
15	47 Will Hunt	PRT	<b>Will Hunt</b>	GBR	Stephanie Hobeika	GBR	McLaren 570S GT4	GTX	2	<b>2:09.147</b>	6	2:09.478	5	2:10.095	7	2:10.211	9	2:10.272	4
16	35 Veloso Motorsport	PRT	<b>Artur Ferreira</b>	PRT	José Maria Marreiros	PRT	Ligier JS2 R	GTX	3	<b>2:09.933</b>	18	2:11.406	15	2:11.628	17	2:11.635	21	2:12.300	12
17	99 Michel Fernandes	PRT	<b>Charles Valentiny</b>	BEL	Michel Fernandes	BEL	Peugeot 308 GTi TCR	TC+	2	<b>2:12.782</b>	22	2:12.791	17	2:12.979	20	2:13.635	19	2:14.131	18
18	73 Monteiro Competições	PRT	Vitor Costa	PRT			Porsche 911 Cup	CUP	2	<b>2:15.081</b>	6	2:16.996	7	2:17.529	5	2:17.548	8	2:17.588	4
19	14 Frederico Formiga	PRT	Frederico Formiga	PRT			SEAT Leon Supercopa MK2	TC	1	<b>2:15.613</b>	6	2:16.984	7	2:17.069	5	2:17.309	8	2:17.357	9
20	117 António Duarte	PRT	António Duarte	PRT			McLaren 570S GT4	GTX AM	1	<b>2:17.085</b>	15	2:18.691	16	2:18.815	3	2:18.949	12	2:19.205	4
21	17 Adam Fawsitt	PRT	Adam Fawsitt	PRT			Porsche 911 Cup	CUP	3	<b>2:37.020</b>	11	2:38.040	2	2:38.205	3	2:41.068	13	2:41.578	4



VILA REAL  
Circuito Internacional





Vila Real

CPV

Race - 1

Fastest Laps Sequence

Circuito Internacional de Vila Real 4.755 m.



Lap	Time of Day	Session Time	Nº Entrant/Team	Nat	Driver 1	Nat	Driver 2	Nat	Vehicle	Cat	Time	Km/h
2	18:58:16.900	4:06.900	26 Toyota Gazoo Racing Caetano Portu		<b>Francisco Mora</b>		Rodrigo Almeida		Toyota GR Supra GT4 EVO2	GT4 PR	<b>2:02.928</b>	139.2
11	19:19:16.207	25:06.207	4 Speedy Motorsport		<b>César Machado</b>		Pedro Salvador		Toyota GR Supra GT4 EVO2	GT4 PR	<b>2:02.679</b>	139.5
17	19:31:39.455	37:29.455	4 Speedy Motorsport		<b>César Machado</b>		Pedro Salvador		Toyota GR Supra GT4 EVO2	GT4 PR	<b>2:02.648</b>	139.5
18	19:33:42.037	39:32.037	4 Speedy Motorsport		<b>César Machado</b>		Pedro Salvador		Toyota GR Supra GT4 EVO2	GT4 PR	<b>2:02.582</b>	139.6



VILA REAL  
Circuito Internacional





Vila Real  
CPV  
Race - 1  
Lap Chart



LAP																										
Nr	Po	Grid	1	2	3	4	5	6	7	8	9	10	11	12	13	14	15	16	17	18	19	20	21	22	23	24
26	1	26	26	26	26	26	26	26	26	26	26	28	28	133	26	26	26	26	26	26	26	26	26	26	26	26
11	2	11	11	11	11	11	11	11	11	11	11	25	25	26	11	11	11	11	11	11	11	11	11	11	11	11
888	3	888	888	888	28	28	28	28	28	28	4	133	133	11	25	4	4	4	4	4	4	4	4	4	4	4
28	4	28	28	28	4	4	4	4	4	4	28	777	888	25	4	25	25	25	25	25	25	25	25	25	25	28
25	5	25	133	4	25	25	25	25	25	25	25	888	26	4	28	28	28	28	28	28	28	28	28	28	28	555
133	6	133	4	25	133	133	133	133	133	133	133	26	11	28	59	59	59	59	59	59	555	555	555	555	555	25
4	7	4	25	133	16	16	16	16	16	59	59	11	4	59	555	555	555	555	555	555	16	16	16	16	16	16
58	8	58	16	16	555	59	59	59	59	16	16	99	59	555	133	16	16	16	16	16	58	58	58	3	3	3
3	9	3	555	555	58	555	555	555	555	555	555	4	555	16	16	133	133	58	58	58	3	3	3	888	888	888
16	10	16	58	58	59	58	58	58	58	58	58	59	16	58	58	58	58	3	3	3	888	888	888	58	59	
555	11	555	47	47	3	3	3	3	3	3	3	555	58	3	3	3	3	888	888	888	133	133	133	59	58	
917	12	917	3	3	47	47	47	47	47	47	47	16	3	917	888	888	888	133	133	133	917	59	59	133	133	
47	13	47	917	59	917	917	917	917	917	917	917	58	917	888	917	917	917	917	917	917	59	917	777	777	777	
777	14	777	777	917	777	777	777	777	777	777	777	47	777	777	777	777	777	777	777	777	777	777	777	917	917	917
99	15	99	59	777	14	14	14	888	888	888	888	917	47	47	47	47	47	47	47	47	47	47	47	47	47	
73	16	73	14	14	73	73	73	14	14	14	14	3	99	99	99	99	99	99	99	99	99	99	99	99	99	
14	17	14	73	73	99	99	99	73	73	73	99	14	14	14	14	14	35	35	35	35	35	35	35	35	35	
35	18	35	99	99	117	117	888	99	99	99	117	117	117	117	35	35	35	14	14	14	14	117	117	117		
117	19	117	117	117	35	35	117	117	117	117	35	35	35	35	117	117	117	117	117	117	117	14	14	14		
59	20	59	35	35	888	888	35	35	35	35	17	17	17	17	17	17	17	17	17	17	17					
17	21	17	17	17	17	17	17	17	17																	
44	22	44																								

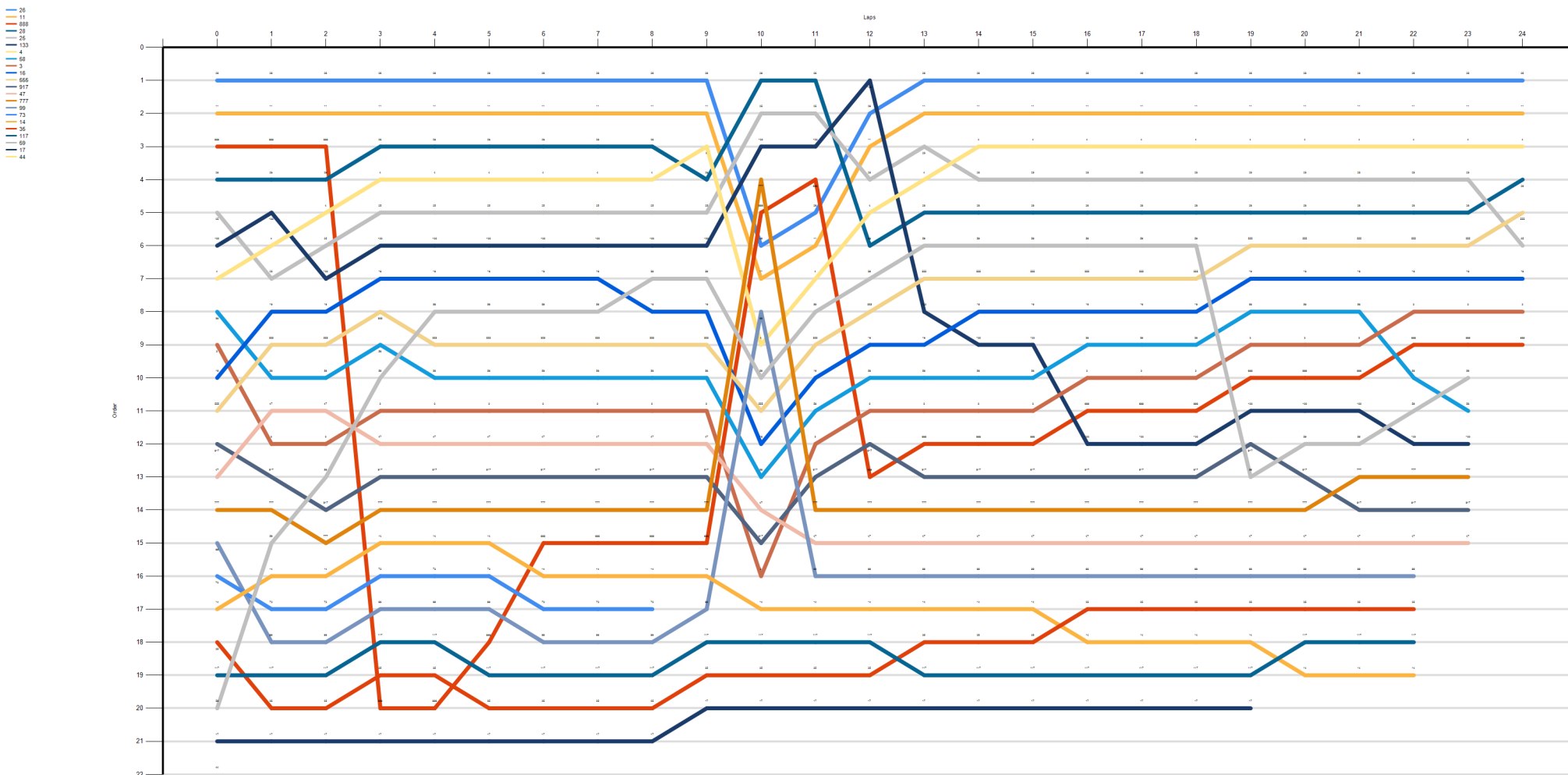


VILA REAL  
Circuito Internacional





Vila Real  
 CPV  
 Race - 1  
 Graphic Lap Chart



VILA REAL  
 Circuito Internacional





Vila Real

CPV

Race - 1

Pit Stop Analysis



Circuito Internacional de Vila Real 4.755 m.

Ord	Nr.	In Day Time	Entrant/Team	Nat	Driver 1	Nat	Driver 2	Nat	Vehicle	Cat	In Time	Stop N°	Pit Time	Handicap	Diff.
1	26	19:14:49.587	Toyota Gazoo Racing Caetano		<u>Francisco Mora</u>		Rodrigo Almeida		Toyota GR Supra GT4 EVO2	GT4	20:39.328	1	2:01.682	2:00	
2	11	19:14:56.604	Toyota Gazoo Racing Caetano		<u>José Carlos Pires</u>		Francisco Abreu		Toyota GR Supra GT4 EVO2	GT4 PB	20:46.345	1	2:07.263	2:05	
3	4	19:15:02.953	Speedy Motorsport		<u>César Machado</u>		Pedro Salvador		Toyota GR Supra GT4 EVO2	GT4	20:52.694	1	2:10.575	2:10	
4	59	19:15:25.919	Daniel Teixeira		Daniel Teixeira				Hyundai Elantra N TCR	TC+	21:15.660	1	2:01.770	2:00	
5	16	19:15:35.792	Orlando Batina		<u>Sérgio Azevedo</u>		Orlando Batina		Toyota GR Supra GT4 EVO2	GT4 PB	21:25.533	1	2:08.700	2:10	-1.300
6	555	19:15:40.973	António Veloso		<u>António Veloso</u>		Patrick Cunha		Audi R8 LMS GT4	GT4 PB	21:30.714	1	2:02.141	2:00	
7	58	19:15:41.637	Miguel Nabais		<u>André Nabais</u>		Miguel Nabais		Toyota GR Supra GT4 EVO2	GT4	21:31.378	1	2:11.354	2:10	
8	3	19:15:42.850	Speedy Motorsport		<u>Ricardo Costa</u>		Bruno Pires		Porsche 718 Cayman GT4 RS CS	GT4	21:32.591	1	2:26.499	2:10	
9	47	19:16:01.990	Will Hunt		<u>Will Hunt</u>		Stephanie Hobeika		McLaren 570S GT4	GTX	21:51.731	1	2:04.876	2:00	
10	917	19:16:05.943	AF Motorsport		André Fernandes				Porsche 911 Cup	CUP	21:55.684	1	2:01.769	2:00	
11	14	19:17:08.485	Frederico Formiga		Frederico Formiga				SEAT Leon Supercopa MK2	TC	22:58.226	1	2:12.208	2:00	
12	117	19:17:34.918	António Duarte		António Duarte				McLaren 570S GT4	GTX AM	23:24.659	1	2:02.184	2:00	
13	35	19:17:44.753	Veloso Motorsport		<u>Artur Ferreira</u>		José Maria Marreiros		Ligier JS2 R	GTX	23:34.494	1	2:09.512	2:03	
14	777	19:18:26.884	RV7		Ruben Vaquinhas				Aston Martin Vantage AMR GT4	GT4 AM	24:16.625	1	2:07.182	2:05	
15	28	19:19:15.529	Racar Motorsport		<u>Vasco Oliveira</u>		Manuel Gião		Aston Martin Vantage GT4 EVO	GT4	25:05.270	1	2:07.133	2:05	
16	25	19:19:16.146	SMC Motorsport		<u>Luis Aguiar</u>		Rafael Rajani		McLaren Artura GT4	GT4	25:05.887	1	2:01.908	2:00	
17	99	19:19:24.000	Michel Fernandes		<u>Charles Valentiny</u>		Michel Fernandes		Peugeot 308 GTi TCR	TC+	25:13.741	1	2:13.299	2:00	
18	888	19:20:26.500	Veloso Motorsport		<u>Carlos Vieira</u>		Hendrik Still		Porsche Cayman CS RS	GT4	26:16.241	2	2:03.565	2:00	
19	17	19:21:33.998	Adam Fawsitt		Adam Fawsitt				Porsche 911 Cup	CUP	27:23.739	1	2:13.463	2:00	
20	133	19:21:51.547	PetroGold		<u>Gabriel Caçoilo</u>		Ángel Santos		Ligier JS2 R	GTX	27:41.288	1	2:10.638	2:10	
21	59	19:36:31.155	Daniel Teixeira		Daniel Teixeira				Hyundai Elantra N TCR	TC+	42:20.896	2	1:15.591	2:00	-44.409

\* timing tolerance of 0.3%



VILA REAL  
Circuito Internacional

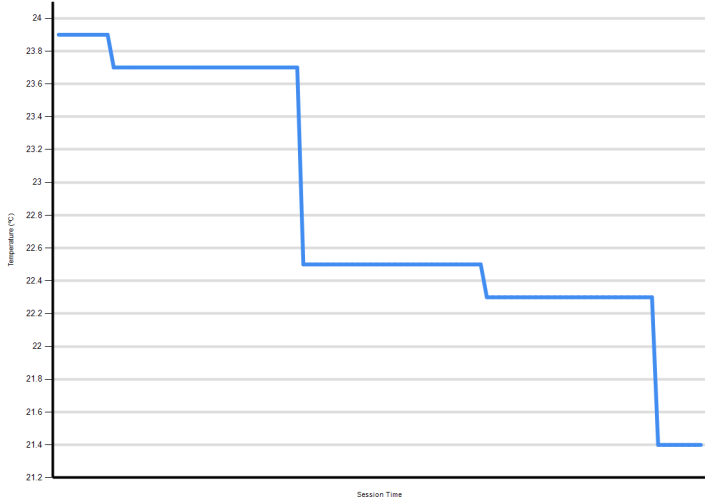




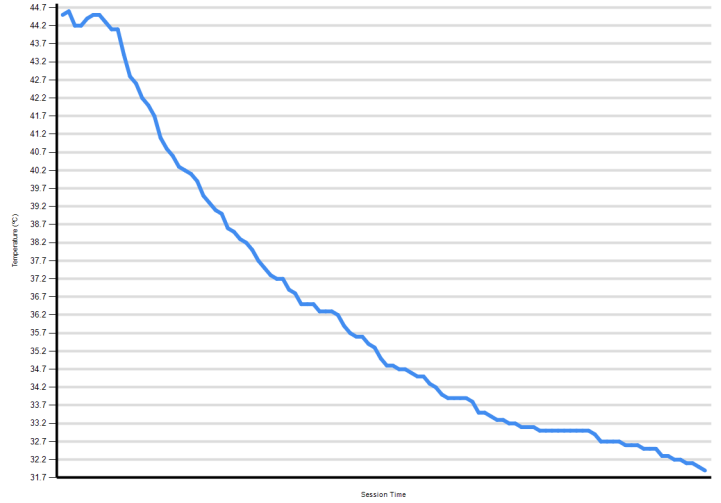
**Vila Real**  
**CPV**  
**Race - 1**  
**Weather Report**



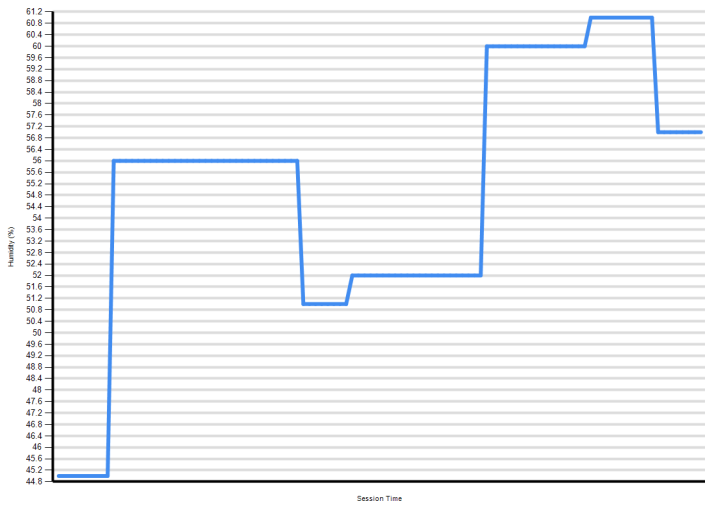
Air Temperature




Track Temperature



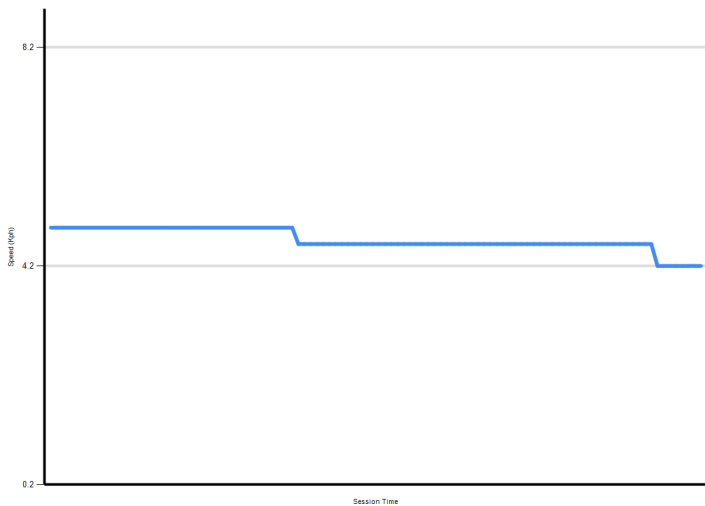
Humidity



Pressure



Wind Speed



Wind direction

