

Vila Real  
CPVC  
Qualifying



Provisional Results

Circuito Internacional de Vila Real 4.755 m.

Cls	Nº	Entrant/Team	Nat	Driver 1	Nat	Driver 2	Nat	Vehicle	Cat	Cls	Laps	Best	Time	Gap	Interval	Km/h
1	3	João Pedro Macedo Silva		João Macedo Silva				Porsche 911 RSR	H75	1	10	7	2:14.200			127.5
2	14	João Novo		João Novo				Ford Escort MK1	Grupo 5	1	9	5	2:14.716	0.516	0.516	127.0
3	2	Rui Manuel Lopes Anjos Costa		Rui Costa				Ford Escort RS 1800	H75	2	12	5	2:15.654	1.454	0.938	126.1
4	6	António Soares		António Soares				Ford Escort MK1	H75	3	11	10	2:15.836	1.636	0.182	126.0
5	44	Cláudio Vieira		Cláudio Vieira				Porche 911 RSR	H75	4	14	13	2:16.230	2.030	0.394	125.6
6	10	Bruno Santos		Bruno Santos				Porsche 911 RSR	H75	5	12	9	2:16.817	2.617	0.587	125.1
7	20	Rui Alves		Rui Alves				Ford Escort MK1	H75	6	10	6	2:16.906	2.706	0.089	125.0
8	77	Tiago Santos		Tiago Santos		Lucas Vieira		Porsche 911 RSR	H75	7	12	8	2:18.382	4.182	1.476	123.7
9	16	Ricardo Cruz		Ricardo Cruz				Ford Escort MK1	Grupo 5	2	9	6	2:21.348	7.148	2.966	121.1
10	8	Luís Nunes		Luís Nunes				Ford Escort MK1	Grupo 5	3	12	8	2:23.900	9.700	2.552	118.9
11	54	Manuel Almeida		Ricardo Gomes		Manuel Almeida		Ford Escort RS 2000	H81	1	13	11	2:27.997	13.797	4.097	115.6
12	99	Manuel Moura Teixeira		Manuel Moura Teixeira				Porsche 911 RS	H75	8	11	10	2:28.215	14.015	0.218	115.4
13	26	Agostinho Costa		Agostinho Costa		Daniel Gouveia		For Escort MK2	H81	2	12	10	2:35.167	20.967	6.952	110.3
14	25	Mário Marcão		Mário Marcão				BMW M 535 I	H81	3	4	4	2:38.991	24.791	3.824	107.6
15	7	António Zenha		Manuel Zenha		António Zenha		VW Golf GTI	H86	1	6	5	3:00.226	46.026	21.235	94.9
16	21	Nuno Augusto		Nuno Augusto				Ford Escort MK1	Grupo 5	4	1	1	17:33:22.0	17:31:07.	17:30:21.	00.0

\* PENALTIES

SOME LAP TIMES DELETED DUE TRACK LIMITS

Published at:.....

Track Temp: 42.0 °C Air Temp: 23.5 °C Humidity: 52 % Track Status: DRY

Race Director:

Pedro Lima

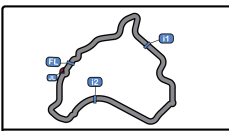
DCI PT26/1223

Timekeeper:

Paula García Viñas

JCR-04389-ESP/M





Vila Real  
CPVC  
Qualifying

Provisional Results by Category



Circuito Internacional de Vila Real 4.755 m.

H75																
Cls	Nº	Entrant/Team	Nat	Driver 1	Nat	Driver 2	Nat	Vehicle	Cat	Cls	Laps	Best	Time	Gap	Interval	Km/h
1	3	João Pedro Macedo Silva		João Macedo Silva				Porsche 911 RSR	H75	1	10	7	2:14.200			127.5
2	2	Rui Manuel Lopes Anjos Costa		Rui Costa				Ford Escort RS 1800	H75	2	12	5	2:15.654	1.454	1.454	126.1
3	6	António Soares		António Soares				Ford Escort MK1	H75	3	11	10	2:15.836	1.636	0.182	126.0
4	44	Cláudio Vieira		Cláudio Vieira				Porche 911 RSR	H75	4	14	13	2:16.230	2.030	0.394	125.6
5	10	Bruno Santos		Bruno Santos				Porsche 911 RSR	H75	5	12	9	2:16.817	2.617	0.587	125.1
6	20	Rui Alves		Rui Alves				Ford Escort MK1	H75	6	10	6	2:16.906	2.706	0.089	125.0
7	77	Tiago Santos		Tiago Santos		Lucas Vieira		Porsche 911 RSR	H75	7	12	8	2:18.382	4.182	1.476	123.7
8	99	Manuel Moura Teixeira		Manuel Moura Teixeira				Porsche 911 RS	H75	8	11	10	2:28.215	14.015	9.833	115.4

Grupo 5																
Cls	Nº	Entrant/Team	Nat	Driver 1	Nat	Driver 2	Nat	Vehicle	Cat	Cls	Laps	Best	Time	Gap	Interval	Km/h
1	14	João Novo		João Novo				Ford Escort MK1	Grupo 5	1	9	5	2:14.716			127.0
2	16	Ricardo Cruz		Ricardo Cruz				Ford Escort MK1	Grupo 5	2	9	6	2:21.348	6.632	6.632	121.1
3	8	Luís Nunes		Luís Nunes				Ford Escort MK1	Grupo 5	3	12	8	2:23.900	9.184	2.552	118.9
4	21	Nuno Augusto		Nuno Augusto				Ford Escort MK1	Grupo 5	4	1	1	17:33:22.0	17:31:07.	17:30:58.	00.0

H81																
Cls	Nº	Entrant/Team	Nat	Driver 1	Nat	Driver 2	Nat	Vehicle	Cat	Cls	Laps	Best	Time	Gap	Interval	Km/h
1	54	Manuel Almeida		Ricardo Gomes		Manuel Almeida		Ford Escort RS 2000	H81	1	13	11	2:27.997			115.6
2	26	Agostinho Costa		Agostinho Costa		Daniel Gouveia		For Escort MK2	H81	2	12	10	2:35.167	7.170	7.170	110.3
3	25	Mário Marcão		Mário Marcão				BMW M 535 I	H81	3	4	4	2:38.991	10.994	3.824	107.6

H86																
Cls	Nº	Entrant/Team	Nat	Driver 1	Nat	Driver 2	Nat	Vehicle	Cat	Cls	Laps	Best	Time	Gap	Interval	Km/h
1	7	António Zenha		Manuel Zenha		António Zenha		VW Golf GTI	H86	1	6	5	3:00.226			94.9

\* PENALTIES

SOME LAP TIMES DELETED DUE TRACK LIMITS

Published at:.....

Track Temp: 42.0 °C Air Temp: 23.5 °C Humidity: 52 % Track Status: DRY

Race Director:

Pedro Lima

DCI PT26/1223

Timekeeper:

Paula García Viñas

JCR-04389-ESP/M





**Vila Real  
CPVC  
Qualifying  
Lap Analysis**



**2** Rui Costa Ford Escort RS 1800 **8** Luís Nunes Ford Escort MK1  
 H75 Rui Manuel Lopes Anjos Costa Grupo 5 Luís Nunes

Lap D	Time	Sector 1	Sector 2	Sector 3	T. Spd	Elapsed	Lap D	Time	Sector 1	Sector 2	Sector 3	T. Spd	Elapsed
1	17:33:20.872 P			17:33:20.872		17:33:20.872	1	17:33:42.596 P			17:33:42.596		17:33:42.596
2	2:35.348	54.714	55.923	44.711		17:35:56.220	2	2:49.596	57.697	59.989	51.910		17:36:32.192
3	12:34.114 P	1:18.890	1:36.105	9:39.119		17:48:30.334	3	12:14.257 P	1:52.422	1:19.985	9:01.850		17:48:46.449
4	2:29.489	52.229	55.137	42.123		17:50:59.823	4	2:37.262	53.341	59.662	44.259		17:51:23.711
5	<b>2:15.654</b>	<b>45.242</b>	<b>49.193</b>	41.219		17:53:15.477	5	2:25.817	49.058	53.602	<b>43.157</b>		17:53:49.528
6	2:17.748	45.766	49.792	42.190		17:55:33.225	6	2:25.579	48.600	53.538	43.441		17:56:15.107
7	4:08.428 P	46.970	51.261	2:30.197		17:59:41.653	7	2:23.923	47.881	<b>52.741</b>	43.301		17:58:39.030
8	2:24.740	50.890	51.278	42.572		18:02:06.393	8	<b>2:23.900</b>	<b>47.364</b>	53.046	43.490		18:01:02.930
9	<del>2:23.882</del>	45.595	51.981	46.306		18:04:30.275	9	8:13.662 P	56.579	1:05.875	6:11.208		18:09:16.592
10	2:16.427	45.409	49.458	41.560		18:06:46.702	10	2:34.561	55.828	55.280	43.453		18:11:51.153
11	6:27.236 P	58.330	54.034	4:34.872		18:13:13.938	11	2:24.078	47.655	52.769	43.654		18:14:15.231
12	2:25.242	55.031	49.225	<b>40.986</b>		18:15:39.180	12	2:32.259	53.704	53.659	44.896		18:16:47.490
13		1:06.761	1:19.643				13		51.646	1:20.075			

**3** João Macedo Silva Porsche 911 RSR **10** Bruno Santos Porsche 911 RSR  
 H75 João Pedro Macedo Silva H75 Bruno Santos

Lap D	Time	Sector 1	Sector 2	Sector 3	T. Spd	Elapsed	Lap D	Time	Sector 1	Sector 2	Sector 3	T. Spd	Elapsed
1	17:33:35.283 P			17:33:35.283		17:33:35.283	1	17:33:36.934 P			17:33:36.934		17:33:36.934
2	2:43.286	58.800	56.588	47.898		17:36:18.569	2	2:43.144	57.872	56.679	48.593		17:36:20.078
3	12:20.501 P	1:57.145	1:22.669	9:00.687		17:48:39.070	3	12:20.529 P	1:57.447	1:22.786	9:00.296		17:48:40.607
4	2:29.354	50.077	55.081	44.196		17:51:08.424	4	2:30.375	49.047	56.869	44.459		17:51:10.982
5	2:19.690	46.274	50.063	43.353		17:53:28.114	5	2:22.368	47.622	52.242	42.504		17:53:33.350
6	2:15.573	45.031	49.428	41.114		17:55:43.687	6	2:22.064	47.163	51.454	43.447		17:55:55.414
7	<b>2:14.200</b>	<b>44.564</b>	48.639	40.997		17:57:57.887	7	2:21.297	46.635	51.714	42.948		17:58:16.711
8	2:14.245	45.420	<b>48.591</b>	<b>40.234</b>		18:00:12.132	8	2:19.808	46.596	51.273	41.939		18:00:36.519
9	12:30.362 P	56.153	1:02.765	10:31.444		18:12:42.494	9	<b>2:16.817</b>	<b>45.204</b>	<b>49.969</b>	<b>41.644</b>		18:02:53.336
10	2:30.162	55.425	53.986	40.751		18:15:12.656	10	7:29.489 P	52.403	59.041	5:38.045		18:10:22.825
11		1:03.015	1:19.222				11	2:37.511	1:01.218	53.404	42.889		18:13:00.336
							12	3:55.123 P	46.937	1:03.460	2:04.726		18:16:55.459
							13		1:09.212	58.309			

**6** António Soares Ford Escort MK1 **14** João Novo Ford Escort MK1  
 H75 António Soares Grupo 5 João Novo

Lap D	Time	Sector 1	Sector 2	Sector 3	T. Spd	Elapsed	Lap D	Time	Sector 1	Sector 2	Sector 3	T. Spd	Elapsed
1	17:33:54.475 P			17:33:54.475		17:33:54.475	1	17:33:40.393 P			17:33:40.393		17:33:40.393
2	14:31.087 P	57.194	1:00.455	12:33.438		17:48:25.562	2	2:37.293	55.066	56.156	46.071		17:36:17.686
3	2:42.345	56.307	59.256	46.782		17:51:07.907	3	12:16.689 P	1:49.840	1:28.457	8:58.392		17:48:34.375
4	2:21.828	46.393	51.397	44.038		17:53:29.735	4	2:27.709	50.000	55.936	41.773		17:51:02.084
5	2:24.973	47.890	53.247	43.836		17:55:54.708	5	<b>2:14.716</b>	<b>45.271</b>	<b>49.024</b>	<b>40.421</b>		17:53:16.800
6	2:34.045	51.012	55.574	47.459		17:58:28.753	6	2:16.786	45.487	49.189	42.110		17:55:33.586
7	2:22.929	45.020	51.141	46.768		18:00:51.682	7	2:15.361	45.300	49.163	40.898		17:57:48.947
8	2:32.503	45.706	1:00.377	46.420		18:03:24.185	8	15:32.253 P	50.735	52.875	13:48.643		18:13:21.200
9	2:15.902	45.057	49.832	<b>41.013</b>		18:05:40.087	9	2:17.401	46.915	49.518	40.968		18:15:38.601
10	<b>2:15.836</b>	<b>45.017</b>	<b>49.626</b>	41.193		18:07:55.923	10		1:22.131	1:22.089			
11	9:05.601 P	52.015	50.947	7:22.639		18:17:01.524							
12		1:18.650	1:26.189										

**7** Manuel Zenha VW Golf GTI  
 H86 António Zenha António Zenha

Lap D	Time	Sector 1	Sector 2	Sector 3	T. Spd	Elapsed
1	17:33:29.304 P			17:33:29.304		17:33:29.304
2	14:59.488 P	1:08.067	1:13.510	12:37.911		17:48:28.792
3	3:13.124	1:04.359	1:11.103	57.662		17:51:41.916
4	5:09.219 P	1:02.571	1:11.060	2:55.588		17:56:51.135
5	<b>3:00.226</b>	<b>59.048</b>	<b>1:06.289</b>	<b>54.889</b>		17:59:51.361
6	9:30.979 P	1:18.518	3:25.081	4:47.380		18:09:22.340
7		3:17.125	2:26.341			





Vila Real  
CPVC  
Qualifying  
Lap Analysis



16 Ricardo Cruz Ford Escort MK1 26 Agostinho Costa Forf Escort MK2  
Grupo 5 Ricardo Cruz H81 Daniel Gouveia Agostinho Costa

Lap	D	Time	Sector 1	Sector 2	Sector 3	T. Spd	Elapsed
1		17:33:38.703 P			17:33:38.703		17:33:38.703
2		2:42.153	58.229	57.828	46.096		17:36:20.856
3		12:21.056 P	1:59.545	1:21.071	9:00.440		17:48:41.912
4		2:33.714	49.710	56.488	47.516		17:51:15.626
5		2:22.767	46.990	53.268	42.509		17:53:38.393
6		2:21.348	46.352	52.846	42.150		17:55:59.741
7		2:21.594	46.764	52.625	42.205		17:58:21.335
8		15:01.380 P	46.571	52.997	13:21.812		18:13:22.715
9		2:31.828	52.088	56.669	43.071		18:15:54.543
10			1:06.400	1:22.702			

20 Rui Alves Ford Escort MK1  
H75 Rui Alves

Lap	D	Time	Sector 1	Sector 2	Sector 3	T. Spd	Elapsed
1		17:33:26.885 P			17:33:26.885		17:33:26.885
2		2:46.983	1:01.880	59.695	45.408		17:36:13.868
3		12:19.330 P	1:49.677	1:30.796	8:58.857		17:48:33.198
4		2:30.177	50.748	57.310	42.119		17:51:03.375
5		2:19.002	46.285	49.085	43.632		17:53:22.377
6		2:16.906	45.582	50.195	41.129		17:55:39.283
7		2:18.244	46.305	50.294	41.645		17:57:57.527
8		2:17.034	45.710	49.975	41.349		18:00:14.561
9		13:31.528 P	46.773	51.174	11:53.581		18:13:46.089
10		3:42.276	1:13.612	1:21.408	1:07.256		18:17:28.365
11			1:03.045	1:15.848			

21 Nuno Augusto Ford Escort MK1  
Grupo 5 Nuno Augusto

Lap	D	Time	Sector 1	Sector 2	Sector 3	T. Spd	Elapsed
1		17:33:22.076 P			17:33:22.076		17:33:22.076
2			8:57.132				

25 Mário Marcão BMW M 535 I  
H81 Mário Marcão

Lap	D	Time	Sector 1	Sector 2	Sector 3	T. Spd	Elapsed
1		17:33:51.704 P			17:33:51.704		17:33:51.704
2		14:35.829 P	1:01.682	1:00.998	12:33.149		17:48:27.533
3		2:52.764	58.480	1:03.809	50.475		17:51:20.297
4		2:38.991	54.564	57.460	46.967		17:53:59.288
5			51.688	1:09.379			

Lap	D	Time	Sector 1	Sector 2	Sector 3	T. Spd	Elapsed
1		17:33:23.677 P			17:33:23.677		17:33:23.677
2		3:01.986	1:00.154	1:06.376	55.456		17:36:25.663
3		12:17.522 P	1:57.029	1:19.880	9:00.613		17:48:43.185
4		2:50.230	54.356	1:03.870	52.004		17:51:33.415
5		4:42.299 P	54.824	1:01.684	2:45.791		17:56:15.714
6		2:57.176	1:02.780	1:04.313	50.083		17:59:12.890
7		2:43.746	54.935	1:00.503	48.308		18:01:56.636
8		2:40.249	52.864	59.795	47.590		18:04:36.885
9		2:36.794	51.698	58.069	47.027		18:07:13.679
10		2:35.167	51.744	56.892	46.531		18:09:48.846
11		3:07.110	1:00.728	1:11.019	55.363		18:12:55.956
12		2:54.229	51.823	1:05.517	56.889		18:15:50.185
13			1:29.613	1:40.402			

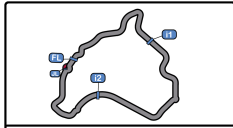
44 Cláudio Vieira Porsche 911 RSR  
H75 Cláudio Vieira

Lap	D	Time	Sector 1	Sector 2	Sector 3	T. Spd	Elapsed
1		17:33:45.932 P			17:33:45.932		17:33:45.932
2		14:34.760 P	1:00.259	1:00.904	12:33.597		17:48:20.692
3		2:46.830	57.103	1:02.289	47.438		17:51:07.522
4		2:27.732	50.315	53.978	43.439		17:53:35.254
5		2:20.649	46.493	51.089	43.067		17:55:55.903
6		2:21.338	46.942	51.326	43.070		17:58:17.241
7		2:21.740	46.622	52.668	42.450		18:00:38.981
8		2:30.267	50.552	54.854	44.861		18:03:09.248
9		2:21.837	46.617	50.741	44.479		18:05:31.085
10		2:16.920	45.516	49.899	41.505		18:07:48.005
11		2:18.580	45.054	52.014	41.512		18:10:06.585
12		2:26.245	47.952	54.016	44.277		18:12:32.830
13		2:16.230	45.465	49.854	40.911		18:14:49.060
14		2:42.959	55.062	56.955	50.942		18:17:32.019
15			1:00.021	1:15.815			

54 Ricardo Gomes Ford Escort RS 2000  
H81 Manuel Almeida Manuel Almeida

Lap	D	Time	Sector 1	Sector 2	Sector 3	T. Spd	Elapsed
1		17:33:31.257 P			17:33:31.257		17:33:31.257
2		2:47.023	58.217	1:00.908	47.898		17:36:18.280
3		12:17.652 P	1:51.158	1:28.307	8:58.187		17:48:35.932
4		2:40.841	51.894	59.513	49.434		17:51:16.773
5		2:31.443	50.500	55.779	45.164		17:53:48.216
6		2:32.473	51.278	55.822	45.373		17:56:20.689
7		2:31.227	50.824	55.512	44.891		17:58:51.916
8		2:30.258	50.163	55.190	44.905		18:01:22.174
9		4:21.909 P	49.969	59.449	2:32.491		18:05:44.083
10		2:28.669	49.819	54.444	44.406		18:08:12.752
11		2:27.997	50.095	53.835	44.067		18:10:40.749
12		2:28.920	49.830	54.246	44.844		18:13:09.669
13		2:36.617	49.712	1:01.673	45.232		18:15:46.286
14			1:11.184	1:21.049			





Vila Real  
CPVC  
Qualifying  
Lap Analysis



Circuito Internacional de Vila Real 4.755 m.

77 Tiago Santos Porsche 911 RSR

H75 Lucas Vieira Tiago Santos

Lap	D	Time	Sector 1	Sector 2	Sector 3	T. Spd	Elapsed
1		17:33:49.346 P			17:33:49.346		17:33:49.346
2		14:32.361 P	59.997	1:00.672	12:31.692		17:48:21.707
3		2:40.691	56.531	59.083	45.077		17:51:02.398
4		2:26.444	48.473	53.292	44.679		17:53:28.842
5		<del>2:23.464</del>	47.127	53.030	43.304		17:55:52.303
6		2:23.919	47.499	53.605	42.815		17:58:16.222
7		2:21.998	46.666	52.343	42.989		18:00:38.220
8		<u>2:18.382</u>	<u>45.514</u>	<u>51.136</u>	<u>41.732</u>		18:02:56.602
9		4:43.827 P	47.984	59.151	2:56.692		18:07:40.429
10		2:31.809	50.727	56.176	44.906		18:10:12.238
11		2:26.968	50.255	52.900	43.813		18:12:39.206
12		2:22.341	47.078	52.497	42.766		18:15:01.547
13			58.387	1:02.709			

99 Manuel Moura Teixeira Porsche 911 RS

H75 Manuel Moura Teixeira

Lap	D	Time	Sector 1	Sector 2	Sector 3	T. Spd	Elapsed
1		17:33:47.849 P			17:33:47.849		17:33:47.849
2		14:35.826 P	59.498	1:04.453	12:31.875		17:48:23.675
3		2:55.678	1:00.578	1:02.613	52.487		17:51:19.353
4		2:38.804	53.135	57.755	47.914		17:53:58.157
5		2:32.239	50.285	55.587	46.367		17:56:30.396
6		4:08.304 P	50.002	55.363	2:22.939		18:00:38.700
7		2:37.311	52.738	57.254	47.319		18:03:16.011
8		5:03.936 P	50.079	55.464	3:18.393		18:08:19.947
9		2:32.664	51.431	54.800	46.433		18:10:52.611
10		<u>2:28.215</u>	<u>49.544</u>	<u>53.190</u>	<u>45.481</u>		18:13:20.826
11		2:30.278	49.821	53.694	46.763		18:15:51.104
12			1:05.799	1:10.797			





Vila Real  
CPVC  
Qualifying

Best Sectors Results



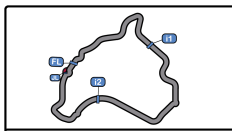
Circuito Internacional de Vila Real 4.755 m.

Sector - 1			Sector - 2			Sector - 3			Ideal Lap vs Best Lap		
Clas	Nº Driver	Time	Nº Driver	Time	Nº Driver	Time	Clas	Nº Driver	Ideal Lap	Best Lap	Clas
1	3 João Macedo Silva	44.564	3 João Macedo Silva	48.591	3 João Macedo Silva	40.234	1	3 João Macedo Silva	2:13.389	2:14.200	1
2	6 António Soares	45.017	14 João Novo	49.024	14 João Novo	40.421	2	14 João Novo	2:14.716	2:14.716	2
3	44 Cláudio Vieira	45.054	20 Rui Alves	49.085	44 Cláudio Vieira	40.911	3	2 Rui Costa	2:15.421	2:15.654	3
4	10 Bruno Santos	45.204	2 Rui Costa	49.193	2 Rui Costa	40.986	4	6 António Soares	2:15.656	2:15.836	4
5	2 Rui Costa	45.242	6 António Soares	49.626	6 António Soares	41.013	5	20 Rui Alves	2:15.796	2:16.906	7
6	14 João Novo	45.271	44 Cláudio Vieira	49.854	20 Rui Alves	41.129	6	44 Cláudio Vieira	2:15.819	2:16.230	5
7	77 Santos - Vieira	45.514	10 Bruno Santos	49.969	10 Bruno Santos	41.644	7	10 Bruno Santos	2:16.817	2:16.817	6
8	20 Rui Alves	45.582	77 Santos - Vieira	51.136	77 Santos - Vieira	41.732	8	77 Santos - Vieira	2:18.382	2:18.382	8
9	16 Ricardo Cruz	46.352	16 Ricardo Cruz	52.625	16 Ricardo Cruz	42.150	9	16 Ricardo Cruz	2:21.127	2:21.348	9
10	8 Luís Nunes	47.364	8 Luís Nunes	52.741	8 Luís Nunes	43.157	10	8 Luís Nunes	2:23.262	2:23.900	10
11	99 Manuel Moura Teixeira	49.544	99 Manuel Moura Teixeira	53.190	54 Gomes - Almeida	44.067	11	54 Gomes - Almeida	2:27.614	2:27.997	11
12	54 Gomes - Almeida	49.712	54 Gomes - Almeida	53.835	99 Manuel Moura Teixeira	45.481	12	99 Manuel Moura Teixeira	2:28.215	2:28.215	12
13	25 Mário Marcão	51.688	26 Costa - Gouveia	56.892	26 Costa - Gouveia	46.531	13	26 Costa - Gouveia	2:35.121	2:35.167	13
14	26 Costa - Gouveia	51.698	25 Mário Marcão	57.460	25 Mário Marcão	46.967	14	25 Mário Marcão	2:36.115	2:38.991	14
15	7 Zenha - Zenha	59.048	7 Zenha - Zenha	1:06.289	7 Zenha - Zenha	54.889	15	7 Zenha - Zenha	3:00.226	3:00.226	15
16	21 Nuno Augusto	3:16.318	21 Nuno Augusto	Transpond	21 Nuno Augusto	Transpond	16	21 Nuno Augusto	Transpon	Transpon	16



VILA REAL  
Circuito Internacional





Vila Real  
CPVC  
Qualifying  
Best 5 Lap Times

Circuito Internacional de Vila Real 4.755 m.

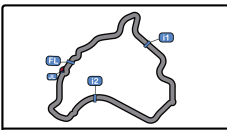


Cl	Nº Entrant/Team	Nat	Driver 1	Nat	Driver 2	Nat	Vehicle	Cat	Cl	Best 1		Best 2		Best 3		Best 4		Best 5	
										Time	Lap	Time	Lap	Time	Lap	Time	Lap	Time	Lap
1	3 João Pedro Macedo Silva	PT	João Macedo Silva	PT			Porsche 911 RSR	H75	1	2:14.200	7	2:14.245	8	2:15.573	6	2:19.690	5	2:29.354	4
2	14 João Novo	PT	João Novo	PT			Ford Escort MK1	Grupo 5	1	2:14.716	5	2:15.361	7	2:16.786	6	2:17.401	9	2:27.709	4
3	2 Rui Manuel Lopes Anjos Costa	PT	Rui Costa	PT			Ford Escort RS 1800	H75	2	2:15.654	5	2:16.427	10	2:17.748	6	2:24.740	8	2:25.242	12
4	6 António Soares	PT	António Soares	PT			Ford Escort MK1	H75	3	2:15.836	10	2:15.902	9	2:21.828	4	2:22.929	7	2:24.973	5
5	44 Cláudio Vieira	PT	Cláudio Vieira	PT			Porche 911 RSR	H75	4	2:16.230	13	2:16.920	10	2:18.580	11	2:20.649	5	2:21.338	6
6	10 Bruno Santos	PT	Bruno Santos	PT			Porsche 911 RSR	H75	5	2:16.817	9	2:19.808	8	2:21.297	7	2:22.064	6	2:22.368	5
7	20 Rui Alves	PT	Rui Alves	PT			Ford Escort MK1	H75	6	2:16.906	6	2:17.034	8	2:18.244	7	2:19.002	5	2:30.177	4
8	77 Tiago Santos	PT	Tiago Santos	PT	Lucas Vieira	PT	Porsche 911 RSR	H75	7	2:18.382	8	2:21.998	7	2:22.341	12	2:23.919	6	2:26.444	4
9	16 Ricardo Cruz	PT	Ricardo Cruz	PT			Ford Escort MK1	Grupo 5	2	2:21.348	6	2:21.594	7	2:22.767	5	2:31.828	9	2:33.714	4
10	8 Luís Nunes	PT	Luís Nunes	PT			Ford Escort MK1	Grupo 5	3	2:23.900	8	2:23.923	7	2:24.078	11	2:25.579	6	2:25.817	5
11	54 Manuel Almeida	PT	Ricardo Gomes	PT	Manuel Almeida	PT	Ford Escort RS 2000	H81	1	2:27.997	11	2:28.669	10	2:28.920	12	2:30.258	8	2:31.227	7
12	99 Manuel Moura Teixeira	PT	Manuel Moura Teixeira	PT			Porsche 911 RS	H75	8	2:28.215	10	2:30.278	11	2:32.239	5	2:32.664	9	2:37.311	7
13	26 Agostinho Costa	PT	Agostinho Costa	PT	Daniel Gouveia	PT	Forf Escort MK2	H81	2	2:35.167	10	2:36.794	9	2:40.249	8	2:43.746	7	2:50.230	4
14	25 Mário Marcão	PT	Mário Marcão	PT			BMW M 535 I	H81	3	2:38.991	4	2:52.764	3	14:35.82	2				
15	7 António Zenha	PT	Manuel Zenha	PT	António Zenha	PT	VW Golf GTI	H86	1	3:00.226	5	3:13.124	3	5:09.219	4	9:30.979	6	14:59.48	2
16	21 Nuno Augusto	PT	Nuno Augusto	PT			Ford Escort MK1	Grupo 5	4										



VILA REAL  
Circuito Internacional





Vila Real  
CPVC  
Qualifying



Fastest Laps Sequence

Circuito Internacional de Vila Real 4.755 m.

Lap	Time of Day	Session Time	Nº Entrant/Team	Nat	Driver 1	Nat	Driver 2	Nat	Vehicle	Cat	Time	Km/h
2	17:35:56.220	3:56.220	2 Rui Manuel Lopes Anjos Costa		Rui Costa				Ford Escort RS 1800	H75	<b>2:35.348</b>	110.1
4	17:50:59.823	18:59.823	2 Rui Manuel Lopes Anjos Costa		Rui Costa				Ford Escort RS 1800	H75	<b>2:29.489</b>	114.5
4	17:51:02.084	19:02.084	14 João Novo		João Novo				Ford Escort MK1	Grupo 5	<b>2:27.709</b>	115.8
5	17:53:15.477	21:15.477	2 Rui Manuel Lopes Anjos Costa		Rui Costa				Ford Escort RS 1800	H75	<b>2:15.654</b>	126.1
5	17:53:16.800	21:16.800	14 João Novo		João Novo				Ford Escort MK1	Grupo 5	<b>2:14.716</b>	127.0
7	17:57:57.887	25:57.887	3 João Pedro Macedo Silva		João Macedo Silva				Porsche 911 RSR	H75	<b>2:14.200</b>	127.5



VILA REAL  
Circuito Internacional





**Vila Real**  
**CPVC**  
**Qualifying**  
**Pit Stop Analysis**



**2** Rui Costa Ford Escort RS 1800  
H75 Rui Manuel Lopes Anjos Costa

Nº	In Day Time	In Time	Out Time	Pit Time	T. Pit Time	Handicap	Diff.
1	17:39:57.221	17:39:57.221	17:48:30.334	8:33.113	8:33.113		
2	17:57:53.823	17:57:53.823	17:59:41.653	1:47.830	10:20.943		
3	18:09:33.136	18:09:33.136	18:13:13.938	3:40.802	14:01.745		

**3** João Macedo Silva Porsche 911 RSR  
H75 João Pedro Macedo Silva

Nº	In Day Time	In Time	Out Time	Pit Time	T. Pit Time	Handicap	Diff.
1	17:40:55.915	17:40:55.915	17:48:39.070	7:43.155	7:43.155		
2	18:03:00.717	18:03:00.717	18:12:42.494	9:41.777	17:24.932		

**6** António Soares Ford Escort MK1  
H75 António Soares

Nº	In Day Time	In Time	Out Time	Pit Time	T. Pit Time	Handicap	Diff.
1	17:36:53.194	17:36:53.194	17:48:25.562	11:32.368	11:32.368		
2	18:10:19.967	18:10:19.967	18:17:01.524	6:41.557	18:13.925		

**7** Manuel Zenha VW Golf GTI  
H86 António Zenha António Zenha

Nº	In Day Time	In Time	Out Time	Pit Time	T. Pit Time	Handicap	Diff.
1	17:36:54.532	17:36:54.532	17:48:28.792	11:34.260	11:34.260		
2	17:54:47.617	17:54:47.617	17:56:51.135	2:03.518	13:37.778		
3	18:06:32.120	18:06:32.120	18:09:22.340	2:50.220	16:27.998		

**8** Luís Nunes Ford Escort MK1  
Grupo 5 Luís Nunes

Nº	In Day Time	In Time	Out Time	Pit Time	T. Pit Time	Handicap	Diff.
1	17:41:06.790	17:41:06.790	17:48:46.449	7:39.659	7:39.659		
2	18:03:56.021	18:03:56.021	18:09:16.592	5:20.571	13:00.230		

**10** Bruno Santos Porsche 911 RSR  
H75 Bruno Santos

Nº	In Day Time	In Time	Out Time	Pit Time	T. Pit Time	Handicap	Diff.
1	17:41:00.450	17:41:00.450	17:48:40.607	7:40.157	7:40.157		
2	18:05:38.033	18:05:38.033	18:10:22.825	4:44.792	12:24.949		
3	18:15:45.660	18:15:45.660	18:16:55.459	1:09.799	13:34.748		

**14** João Novo Ford Escort MK1  
Grupo 5 João Novo

Nº	In Day Time	In Time	Out Time	Pit Time	T. Pit Time	Handicap	Diff.
1	17:40:52.222	17:40:52.222	17:48:34.375	7:42.153	7:42.153		
2	18:00:12.771	18:00:12.771	18:13:21.200	13:08.429	20:50.582		

**16** Ricardo Cruz Ford Escort MK1  
Grupo 5 Ricardo Cruz

Nº	In Day Time	In Time	Out Time	Pit Time	T. Pit Time	Handicap	Diff.
1	17:41:02.556	17:41:02.556	17:48:41.912	7:39.356	7:39.356		
2	18:00:43.781	18:00:43.781	18:13:22.715	12:38.934	20:18.290		

**20** Rui Alves Ford Escort MK1  
H75 Rui Alves

Nº	In Day Time	In Time	Out Time	Pit Time	T. Pit Time	Handicap	Diff.
1	17:40:50.155	17:40:50.155	17:48:33.198	7:43.043	7:43.043		
2	18:02:36.408	18:02:36.408	18:13:46.089	11:09.681	18:52.724		

**25** Mário Marcão BMW M 535 I  
H81 Mário Marcão

Nº	In Day Time	In Time	Out Time	Pit Time	T. Pit Time	Handicap	Diff.
1	17:36:58.621	17:36:58.621	17:48:27.533	11:28.912	11:28.912		

**26** Agostinho Costa Foré Escort MK2  
H81 Daniel Gouveia Agostinho Costa

Nº	In Day Time	In Time	Out Time	Pit Time	T. Pit Time	Handicap	Diff.
1	17:41:04.046	17:41:04.046	17:48:43.185	7:39.139	7:39.139		
2	17:54:19.230	17:54:19.230	17:56:15.714	1:56.484	9:35.623		

**44** Cláudio Vieira Porsche 911 RSR  
H75 Cláudio Vieira

Nº	In Day Time	In Time	Out Time	Pit Time	T. Pit Time	Handicap	Diff.
1	17:36:40.189	17:36:40.189	17:48:20.692	11:40.503	11:40.503		

**54** Ricardo Gomes Ford Escort RS 2000  
H81 Manuel Almeida Manuel Almeida

Nº	In Day Time	In Time	Out Time	Pit Time	T. Pit Time	Handicap	Diff.
1	17:40:53.762	17:40:53.762	17:48:35.932	7:42.170	7:42.170		
2	18:03:59.164	18:03:59.164	18:05:44.083	1:44.919	9:27.089		

**77** Tiago Santos Porsche 911 RSR  
H75 Lucas Vieira Tiago Santos

Nº	In Day Time	In Time	Out Time	Pit Time	T. Pit Time	Handicap	Diff.
1	17:36:42.511	17:36:42.511	17:48:21.707	11:39.196	11:39.196		
2	18:05:36.464	18:05:36.464	18:07:40.429	2:03.965	13:43.161		

**99** Manuel Moura Teixeira Porsche 911 RS  
H75 Manuel Moura Teixeira

Nº	In Day Time	In Time	Out Time	Pit Time	T. Pit Time	Handicap	Diff.
1	17:36:56.471	17:36:56.471	17:48:23.675	11:27.204	11:27.204		
2	17:59:02.334	17:59:02.334	18:00:38.700	1:36.366	13:03.570		
3	18:05:48.253	18:05:48.253	18:08:19.947	2:31.694	15:35.264		

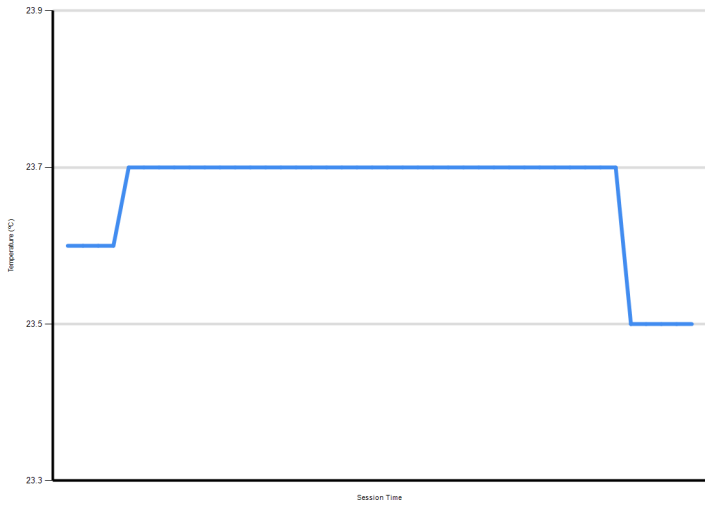




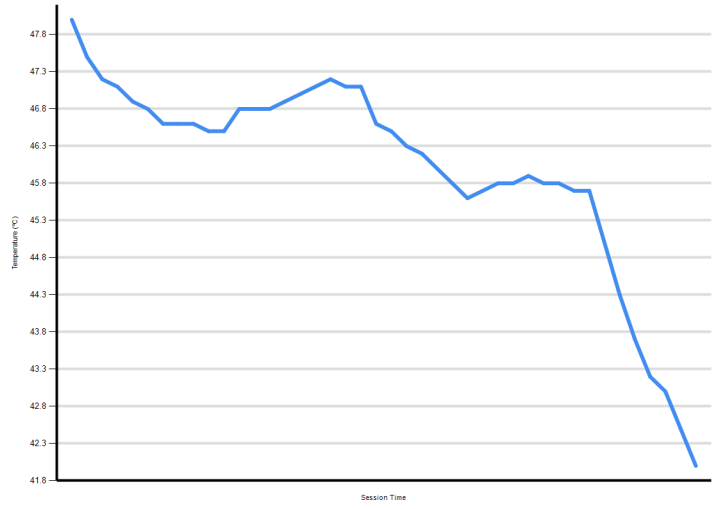
Vila Real  
CPVC  
Qualifying  
Weather Report



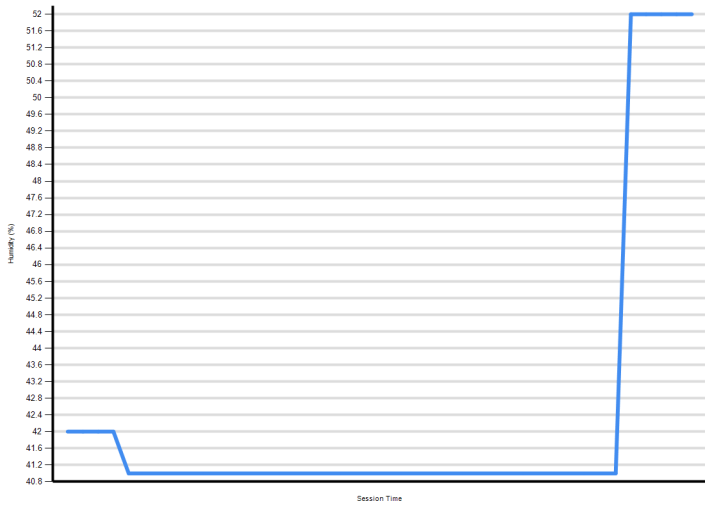
Air Temperature



Track Temperature




Humidity



Pressure



Wind Speed



Wind direction

