

Vila Real
CPVC
Race - 1



Provisional Results

Cls	Nº	Entrant/Team	Nat	Driver 1	Nat	Driver 2	Nat	Vehicle	Cat	Cl	Laps	Total Time	Gap	Interval	Km/h	Best	Time	Km/h
1	3	João Pedro Macedo Silva		João Macedo Silva				Porsche 911 RSR	H75	1	12	26:38.846			128.4	1	2:12.171	129.5
2	14	João Novo		João Novo				Ford Escort MK1	Grupo 5	1	12	26:59.848	21.002	21.002	126.8	5	2:13.396	128.3
3	6	António Soares		António Soares				Ford Escort MK1	H75	2	12	27:09.543	30.697	9.695	126.0	10	2:14.726	127.0
4	44	Cláudio Vieira		Cláudio Vieira				Porche 911 RSR	H75	3	12	27:20.063	41.217	10.520	125.2	9	2:14.210	127.5
5	77	Tiago Santos		Tiago Santos		Lucas Vieira		Porsche 911 RSR	H75	4	12	27:28.312	49.466	8.249	124.6	10	2:15.076	126.7
6	10	Bruno Santos		Bruno Santos				Porsche 911 RSR	H75	5	12	27:29.910	51.064	1.598	124.5	5	2:14.900	126.8
7	2	Rui Manuel Lopes Anjos Costa		Rui Costa				Ford Escort RS 1800	H75	6	12	28:35.037	1:56.191	1:05.127	119.7	2	2:14.559	127.2
8	16	Ricardo Cruz		Ricardo Cruz				Ford Escort MK1	Grupo 5	2	12	28:38.659	1:59.813	3.622	119.5	12	2:21.372	121.0
9	20	Rui Alves		Rui Alves				Ford Escort MK1	H75	7	12	28:52.761	2:13.915	14.102	118.5	10	2:15.530	126.3
10	99	Manuel Moura Teixeira		Manuel Moura Teixeira				Porsche 911 RS	H75	8	11	27:31.195	1 Lap	1 Lap	114.0	6	2:26.552	116.8
11	54	Manuel Almeida		Ricardo Gomes		Manuel Almeida		Ford Escort RS 2000	H81	1	11	27:57.303	1 Lap	26.108	112.2	4	2:30.184	113.9
12	25	Mário Marcão		Mário Marcão				BMW M 535 I	H81	2	10	26:59.564	2 Laps	1 Lap	105.6	5	2:36.369	109.4
13	26	Agostinho Costa		Agostinho Costa		Daniel Gouveia		For Escort MK2	H81	3	10	27:24.717	2 Laps	25.153	104.0	9	2:40.958	106.3
14	5	Pedro Poças		Pedro Poças				Porsche 924	H81	4	10	27:31.401	2 Laps	6.684	103.6	8	2:41.604	105.9
15	33	João Cruz		João Cruz				Ford Anglia	Grupo 5	3	9	27:23.174	3 Laps	1 Lap	93.7	4	2:30.402	113.8

Not classified: (Requirements: 75% of number laps of leader = 9 Laps)

8	Luís Nunes		Luís Nunes				Ford Escort MK1	Grupo 5	4	3	7:08.622	9 Laps	6 Laps	119.8	2	2:22.022	120.5
7	António Zenha		Manuel Zenha		António Zenha		VW Golf GTI	H86	1								
21	Nuno Augusto		Nuno Augusto				Ford Escort MK1	Grupo 5	5								

Fastest lap João Macedo Silva in 2:12.171 at 129.5 Km/h in lap 1

H75	3	João Pedro Macedo Silva		João Macedo Silva											Porsche 911 RSR	1	2:12.171	129.5
Grupo 5	14	João Novo		João Novo											Ford Escort MK1	5	2:13.396	128.3
H81	54	Manuel Almeida		Ricardo Gomes			Manuel Almeida								Ford Escort RS 2000	4	2:30.184	113.9
H86	7	António Zenha		Manuel Zenha			António Zenha								VW Golf GTI			

Published at:.....

Track Temp: 46.3 °C Air Temp: 23.9 °C Humidity: 45 % Track Status: DRY

Race Director:

Pedro Lima

DCI PT26/1223

Timekeeper:

Paula García Viñas

JCR-04389-ESP/M



VILA REAL
Circuito Internacional





Vila Real

CPVC

Race - 1

Provisional Results by Category



H75																		
Cls	Nº	Entrant/Team	Nat	Driver 1	Nat	Driver 2	Nat	Vehicle	Cat	CI	Laps	Total Time	Gap	Interval	Km/h	Best	Time	Km/h
1	3	João Pedro Macedo Silva		João Macedo Silva				Porsche 911 RSR	H75	1	12	26:38.846			128.4	1	2:12.171	129.5
2	6	António Soares		António Soares				Ford Escort MK1	H75	2	12	27:09.543	30.697	30.697	126.0	10	2:14.726	127.0
3	44	Cláudio Vieira		Cláudio Vieira				Porche 911 RSR	H75	3	12	27:20.063	41.217	10.520	125.2	9	2:14.210	127.5
4	77	Tiago Santos		Tiago Santos		Lucas Vieira		Porsche 911 RSR	H75	4	12	27:28.312	49.466	8.249	124.6	10	2:15.076	126.7
5	10	Bruno Santos		Bruno Santos				Porsche 911 RSR	H75	5	12	27:29.910	51.064	1.598	124.5	5	2:14.900	126.8
6	2	Rui Manuel Lopes Anjos Costa		Rui Costa				Ford Escort RS 1800	H75	6	12	28:35.037	1:56.191	1:05.127	119.7	2	2:14.559	127.2
7	20	Rui Alves		Rui Alves				Ford Escort MK1	H75	7	12	28:52.761	2:13.915	17.724	118.5	10	2:15.530	126.3
8	99	Manuel Moura Teixeira		Manuel Moura Teixeira				Porsche 911 RS	H75	8	11	27:31.195	1 Lap	1 Lap	114.0	6	2:26.552	116.8

Grupo 5																		
Cls	Nº	Entrant/Team	Nat	Driver 1	Nat	Driver 2	Nat	Vehicle	Cat	CI	Laps	Total Time	Gap	Interval	Km/h	Best	Time	Km/h
1	14	João Novo		João Novo				Ford Escort MK1	Grupo 5	1	12	26:59.848			126.8	5	2:13.396	128.3
2	16	Ricardo Cruz		Ricardo Cruz				Ford Escort MK1	Grupo 5	2	12	28:38.659	1:38.811	1:38.811	119.5	12	2:21.372	121.0
3	33	João Cruz		João Cruz				Ford Anglia	Grupo 5	3	9	27:23.174	3 Laps	3 Laps	93.7	4	2:30.402	113.8
Not classified: (Requirements: 75% of number laps of leader = 9 Laps)																		
8		Luís Nunes		Luís Nunes				Ford Escort MK1	Grupo 5	4	3	7:08.622	9 Laps	6 Laps	119.8	2	2:22.022	120.5
21		Nuno Augusto		Nuno Augusto				Ford Escort MK1	Grupo 5	5								

H81																		
Cls	Nº	Entrant/Team	Nat	Driver 1	Nat	Driver 2	Nat	Vehicle	Cat	CI	Laps	Total Time	Gap	Interval	Km/h	Best	Time	Km/h
1	54	Manuel Almeida		Ricardo Gomes		Manuel Almeida		Ford Escort RS 2000	H81	1	11	27:57.303			112.2	4	2:30.184	113.9
2	25	Mário Marcão		Mário Marcão				BMW M 535 I	H81	2	10	26:59.564	1 Lap	1 Lap	105.6	5	2:36.369	109.4
3	26	Agostinho Costa		Agostinho Costa		Daniel Gouveia		For Escort MK2	H81	3	10	27:24.717	1 Lap	25.153	104.0	9	2:40.958	106.3
4	5	Pedro Poças		Pedro Poças				Porsche 924	H81	4	10	27:31.401	1 Lap	6.684	103.6	8	2:41.604	105.9

H86																		
Cls	Nº	Entrant/Team	Nat	Driver 1	Nat	Driver 2	Nat	Vehicle	Cat	CI	Laps	Total Time	Gap	Interval	Km/h	Best	Time	Km/h
Not classified: (Requirements: 75% of number laps of leader = 9 Laps)																		
7		António Zenha		Manuel Zenha		António Zenha		VW Golf GTI	H86	1								

Fastest lap João Macedo Silva in 2:12.171 at 129.5 Km/h in lap 1

Published at:.....

Track Temp: 46.3 °C Air Temp: 23.9 °C Humidity: 45 % Track Status: DRY

Race Director:

Pedro Lima

DCI PT26/1223

Timekeeper:

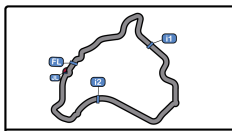
Paula García Viñas

JCR-04389-ESP/M



VILA REAL
Circuito Internacional





Vila Real

CPVC

Race - 1

Provisional Classification by Driver Fastest Lap



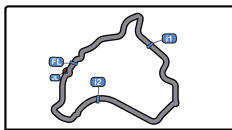
Circuito Internacional de Vila Real 4.755 m

Clas	Nº	Entrant/Team	Nat	Vehicle	Driver	Nat	Status	Cat	Clas	Laps	Best	Time	Gap	Interval	Km/h
1	3	João Pedro Macedo Silva		Porsche 911 RSR	João Macedo Silva			H75	1	12	1	2:12.171			129.5
2	14	João Novo		Ford Escort MK1	João Novo			Grupo 5	1	12	5	2:13.396	1.225	1.225	128.3
3	44	Cláudio Vieira		Porche 911 RSR	Cláudio Vieira			H75	2	12	9	2:14.210	2.039	0.814	127.5
4	2	Rui Manuel Lopes Anjos Costa		Ford Escort RS 1800	Rui Costa			H75	3	12	2	2:14.559	2.388	0.349	127.2
5	6	António Soares		Ford Escort MK1	António Soares			H75	4	12	10	2:14.726	2.555	0.167	127.0
6	10	Bruno Santos		Porsche 911 RSR	Bruno Santos			H75	5	12	5	2:14.900	2.729	0.174	126.8
7	77	Tiaqo Santos		Porsche 911 RSR	Tiaqo Santos			H75	6	12	10	2:15.076	2.905	0.176	126.7
8	20	Rui Alves		Ford Escort MK1	Rui Alves			H75	7	12	10	2:15.530	3.359	0.454	126.3
9	16	Ricardo Cruz		Ford Escort MK1	Ricardo Cruz			Grupo 5	2	12	12	2:21.372	9.201	5.842	121.0
10	8	Luís Nunes		Ford Escort MK1	Luís Nunes			Grupo 5	3	3	2	2:22.022	9.851	0.650	120.5
11	99	Manuel Moura Teixeira		Porsche 911 RS	Manuel Moura Teixeira			H75	8	11	6	2:26.552	14.381	4.530	116.8
12	54	Manuel Almeida		Ford Escort RS 2000	Ricardo Gomes			H81	1	11	4	2:30.184	18.013	3.632	113.9
13	33	João Cruz		Ford Anlia	João Cruz			Grupo 5	4	9	4	2:30.402	18.231	0.218	113.8
14	25	Mário Marcão		BMW M 535 I	Mário Marcão			H81	2	10	5	2:36.369	24.198	5.967	109.4
15	26	Aqostinho Costa		Forf Escort MK2	Aqostinho Costa			H81	3	10	9	2:40.958	28.787	4.589	106.3
16	5	Pedro Pocas		Porsche 924	Pedro Pocas			H81	4	10	8	2:41.604	29.433	0.646	105.9



VILA REAL
Circuito Internacional





Vila Real

CPVC

Race - 1

Distance and Speed Average

Circuito Internacional de Vila Real 4.755 m.



Cls	Nº	Entrant/Team	Nat	Driver 1	Nat	Driver 2	Nat	Vehicle	Cat	Cls	Laps	Distance	Total Time	Km/h
1	3	João Pedro Macedo Silva		João Macedo Silva				Porsche 911 RSR	H75	1	12	57.06	26:38.846	128.4
2	14	João Novo		João Novo				Ford Escort MK1	Grupo 5	1	12	57.06	26:59.848	126.8
3	6	António Soares		António Soares				Ford Escort MK1	H75	2	12	57.06	27:09.543	126.0
4	44	Cláudio Vieira		Cláudio Vieira				Porche 911 RSR	H75	3	12	57.06	27:20.063	125.2
5	77	Tiago Santos		<u>Tiago Santos</u>		Lucas Vieira		Porsche 911 RSR	H75	4	12	57.06	27:28.312	124.6
6	10	Bruno Santos		Bruno Santos				Porsche 911 RSR	H75	5	12	57.06	27:29.910	124.5
7	2	Rui Manuel Lopes Anjos Costa		Rui Costa				Ford Escort RS 1800	H75	6	12	57.06	28:35.037	119.7
8	16	Ricardo Cruz		Ricardo Cruz				Ford Escort MK1	Grupo 5	2	12	57.06	28:38.659	119.5
9	20	Rui Alves		Rui Alves				Ford Escort MK1	H75	7	12	57.06	28:52.761	118.5
10	99	Manuel Moura Teixeira		Manuel Moura Teixeira				Porsche 911 RS	H75	8	11	52.30	27:31.195	114.0
11	54	Manuel Almeida		<u>Ricardo Gomes</u>		Manuel Almeida		Ford Escort RS 2000	H81	1	11	52.30	27:57.303	112.2
12	25	Mário Marcão		Mário Marcão				BMW M 535 I	H81	2	10	47.55	26:59.564	105.6
13	26	Agostinho Costa		<u>Agostinho Costa</u>		Daniel Gouveia		Forf Escort MK2	H81	3	10	47.55	27:24.717	104.0
14	5	Pedro Poças		Pedro Poças				Porsche 924	H81	4	10	47.55	27:31.401	103.6
15	33	João Cruz		João Cruz				Ford Anglia	Grupo 5	3	9	42.79	27:23.174	93.7
Not classified: (Requirements: 75% of number laps of leader = 9 Laps)														
	8	Lúis Nunes		Lúis Nunes				Ford Escort MK1	Grupo 5	4	3	14.26	7:08.622	119.8
	7	António Zenha		<u>Manuel Zenha</u>		António Zenha		VW Golf GTI	H86	1				
	21	Nuno Augusto		Nuno Augusto				Ford Escort MK1	Grupo 5	5				



VILA REAL
Circuito Internacional





Vila Real
CPVC
Race - 1
Lap Analysis



2 Rui Costa Ford Escort RS 1800 6 António Soares Ford Escort MK1
H75 Rui Manuel Lopes Anjos Costa H75 António Soares

Lap D	Time	Sector 1	Sector 2	Sector 3	T. Spd	Elapsed	Lap D	Time	Sector 1	Sector 2	Sector 3	T. Spd	Elapsed
1	2:15.565	46.129	49.080	40.356		2:15.565	1	2:16.500	46.511	49.286	40.703		2:16.500
2	2:14.559	44.814	49.116	40.629		4:30.124	2	2:15.076	44.861	49.134	41.081		4:31.576
3	2:23.404	45.960	52.725	44.719		6:53.528	3	2:17.501	44.854	50.857	41.790		6:49.077
4	2:31.786	53.509	55.214	43.063		9:25.314	4	2:15.600	44.790	49.591	41.219		9:04.677
5	2:18.983	46.390	50.457	42.136		11:44.297	5	2:15.667	44.867	49.568	41.232		11:20.344
6	2:24.024	47.781	52.273	43.970		14:08.321	6	2:16.186	44.728	49.941	41.517		13:36.530
7	2:28.395	49.102	53.761	45.532		16:36.716	7	2:15.235	44.811	49.609	40.815		15:51.765
8	2:24.926	49.361	51.806	43.759		19:01.642	8	2:14.928	44.774	49.099	41.055		18:06.693
9	2:24.029	48.132	52.518	43.379		21:25.671	9	2:15.190	44.644	49.764	40.782		20:21.883
10	2:21.245	46.654	52.085	42.506		23:46.916	10	2:14.726	44.538	49.055	41.133		22:36.609
11	2:23.822	47.569	52.244	44.009		26:10.738	11	2:15.245	44.868	49.458	40.919		24:51.854
12	2:24.299	48.983	52.027	43.289		28:35.037	12	2:17.689	45.991	50.251	41.447		27:09.543

3 João Macedo Silva Porsche 911 RSR 8 Luís Nunes Ford Escort MK1
H75 João Pedro Macedo Silva Grupo 5 Luís Nunes

Lap D	Time	Sector 1	Sector 2	Sector 3	T. Spd	Elapsed	Lap D	Time	Sector 1	Sector 2	Sector 3	T. Spd	Elapsed
1	2:12.171	44.566	48.360	39.245		2:12.171	1	2:24.347	49.945	51.607	42.795		2:24.347
2	2:13.053	44.152	48.609	40.292		4:25.224	2	2:22.022	47.059	51.800	43.163		4:46.369
3	2:13.648	44.044	49.115	40.489		6:38.872	3	2:22.253	47.115	52.251	42.887		7:08.622
4	2:13.541	44.540	48.776	40.225		8:52.413	4		47.341	52.497			
5	2:13.030	44.128	48.527	40.375		11:05.443							
6	2:12.913	44.236	48.381	40.296		13:18.356							
7	2:12.413	44.166	48.708	39.539		15:30.769							
8	2:13.286	44.082	48.813	40.391		17:44.055							
9	2:13.181	44.046	48.594	40.541		19:57.236							
10	2:13.816	44.360	49.113	40.343		22:11.052							
11	2:13.736	44.801	48.732	40.203		24:24.788							
12	2:14.058	44.499	49.105	40.454		26:38.846							

5 Pedro Poças Porsche 924 10 Bruno Santos Porsche 911 RSR
H81 Pedro Poças H75 Bruno Santos

Lap D	Time	Sector 1	Sector 2	Sector 3	T. Spd	Elapsed	Lap D	Time	Sector 1	Sector 2	Sector 3	T. Spd	Elapsed
1	2:51.758	58.999	1:01.426	51.333		2:51.758	1	2:23.004	49.106	51.175	42.723		2:23.004
2	2:48.203	56.929	1:00.877	50.397		5:39.961	2	2:17.591	46.260	50.265	41.066		4:40.595
3	2:45.838	55.648	1:00.493	49.697		8:25.799	3	2:16.110	45.510	49.539	41.061		6:56.705
4	2:43.615	55.282	59.483	48.850		11:09.414	4	2:16.266	46.134	49.253	40.879		9:12.971
5	2:45.381	56.439	1:00.045	48.897		13:54.795	5	2:14.900	45.135	49.238	40.527		11:27.871
6	2:43.791	55.550	59.539	48.702		16:38.586	6	2:18.412	44.755	49.311	44.346		13:46.283
7	2:43.030	55.155	59.433	48.442		19:21.616	7	2:16.859	45.498	50.005	41.356		16:03.142
8	2:41.604	55.050	58.536	48.018		22:03.220	8	2:18.036	45.928	50.514	41.594		18:21.178
9	2:42.298	54.955	59.114	48.229		24:45.518	9	2:16.929	45.716	50.215	40.998		20:38.107
10	2:45.883	56.020	1:00.148	49.715		27:31.401	10	2:15.292	44.899	49.246	41.147		22:53.399

14 João Novo Ford Escort MK1
Grupo 5 João Novo

Lap D	Time	Sector 1	Sector 2	Sector 3	T. Spd	Elapsed	Lap D	Time	Sector 1	Sector 2	Sector 3	T. Spd	Elapsed
1	2:14.857	45.599	48.914	40.344		2:14.857	1	2:14.857	45.599	48.914	40.344		2:14.857
2	2:13.995	44.761	48.792	40.442		4:28.852	2	2:13.995	44.761	48.792	40.442		4:28.852
3	2:14.418	45.003	48.827	40.588		6:43.270	3	2:14.418	45.003	48.827	40.588		6:43.270
4	2:13.399	44.415	48.743	40.241		8:56.669	4	2:13.399	44.415	48.743	40.241		8:56.669
5	2:13.396	44.487	48.413	40.496		11:10.065	5	2:13.396	44.487	48.413	40.496		11:10.065
6	2:14.870	45.762	48.600	40.508		13:24.935	6	2:14.870	45.762	48.600	40.508		13:24.935
7	2:14.785	44.983	49.337	40.465		15:39.720	7	2:14.785	44.983	49.337	40.465		15:39.720
8	2:15.907	45.321	49.230	41.356		17:55.627	8	2:15.907	45.321	49.230	41.356		17:55.627
9	2:15.435	44.866	49.486	41.083		20:11.062	9	2:15.435	44.866	49.486	41.083		20:11.062
10	2:15.641	44.876	49.220	41.545		22:26.703	10	2:15.641	44.876	49.220	41.545		22:26.703
11	2:17.383	45.888	49.959	41.536		24:44.086	11	2:17.383	45.888	49.959	41.536		24:44.086
12	2:15.762	45.481	49.213	41.068		26:59.848	12	2:15.762	45.481	49.213	41.068		26:59.848





Vila Real
CPVC
Race - 1
Lap Analysis



16 Ricardo Cruz Ford Escort MK1 26 Agostinho Costa Forc Escort MK2
Grupo 5 Ricardo Cruz H81 Daniel Gouveia Agostinho Costa

Lap D	Time	Sector 1	Sector 2	Sector 3	T. Spd	Elapsed	Lap D	Time	Sector 1	Sector 2	Sector 3	T. Spd	Elapsed
1	2:26.841	50.543	52.931	43.367		2:26.841	1 1	2:50.850	58.268	1:01.294	51.288		2:50.850
2	2:23.136	47.114	53.025	42.997		4:49.977	2 1	2:46.305	54.546	1:00.877	50.882		5:37.155
3	2:22.210	46.663	53.136	42.411		7:12.187	3 1	2:47.726	54.782	1:01.911	51.033		8:24.881
4	2:22.445	46.563	52.067	43.815		9:34.632	4 1	2:43.294	53.185	1:00.022	50.087		11:08.175
5	2:24.253	47.916	53.212	43.125		11:58.885	5 1	2:43.910	53.186	59.757	50.967		13:52.085
6	2:23.466	47.188	53.133	43.145		14:22.351	6 1	2:44.683	53.585	1:00.319	50.779		16:36.768
7	2:22.601	46.748	52.904	42.949		16:44.952	7 1	2:44.418	53.755	1:00.801	49.862		19:21.186
8	2:23.643	47.683	53.447	42.513		19:08.595	8 1	2:40.994	52.956	59.469	48.569		22:02.180
9	2:22.691	47.102	52.915	42.674		21:31.286	9 1	2:40.958	52.683	59.488	48.787		24:43.138
10	2:22.000	47.406	52.603	41.991		23:53.286	10 1	2:41.579	51.888	59.362	50.329		27:24.717
11	2:24.001	48.040	52.155	43.806		26:17.287							
12	2:21.372	46.715	52.554	42.103		28:38.659							

20 Rui Alves Ford Escort MK1 33 João Cruz Ford Anglia
H75 Rui Alves Grupo 5 João Cruz

Lap D	Time	Sector 1	Sector 2	Sector 3	T. Spd	Elapsed	Lap D	Time	Sector 1	Sector 2	Sector 3	T. Spd	Elapsed
1	2:22.224	48.438	51.122	42.664		2:22.224	1	2:36.781	55.744	55.005	46.032		2:36.781
2	2:16.123	45.930	49.341	40.852		4:38.347	2	2:32.701	50.780	55.322	46.599		5:09.482
3	2:15.866	45.882	49.616	40.368		6:54.213	3	2:30.877	50.468	54.403	46.006		7:40.359
4	2:16.329	45.525	49.696	41.108		9:10.542	4	2:30.402	49.468	54.825	46.109		10:10.761
5	2:16.034	45.836	49.860	40.338		11:26.576	5	2:33.263	49.647	56.464	47.152		12:44.024
6	2:15.676	44.707	49.778	41.191		13:42.252	6	2:37.080	51.165	57.106	48.809		15:21.104
7	2:16.291	44.962	50.346	40.983		15:58.543	7	6:17.629 P	53.602	1:02.357	4:21.670		21:38.733
8	2:17.493	45.530	50.516	41.447		18:16.036	8	2:47.994	51.982	1:03.195	52.817		24:26.727
9	2:17.168	45.868	49.403	41.897		20:33.204	9	2:56.447	55.995	1:04.526	55.926		27:23.174
10	2:15.530	45.118	49.493	40.919		22:48.734							
11	2:49.436	45.619	1:04.248	59.569		25:38.170							
12	3:14.591	1:15.090	1:05.351	54.150		28:52.761							

25 Mário Marcão BMW M 535 I 44 Cláudio Vieira Porsche 911 RSR
H81 Mário Marcão H75 Cláudio Vieira

Lap D	Time	Sector 1	Sector 2	Sector 3	T. Spd	Elapsed	Lap D	Time	Sector 1	Sector 2	Sector 3	T. Spd	Elapsed
1	2:40.158	55.593	57.229	47.336		2:40.158	1	2:18.540	47.627	49.822	41.091		2:18.540
2	2:36.996	52.760	56.971	47.265		5:17.154	2	2:15.141	44.863	49.198	41.080		4:33.681
3	2:38.220	53.200	57.670	47.350		7:55.374	3	2:15.976	44.509	49.500	41.967		6:49.657
4	2:37.999	53.028	57.343	47.628		10:33.373	4	2:15.766	44.948	49.301	41.517		9:05.423
5	2:36.369	51.961	56.954	47.454		13:09.742	5	2:15.434	45.073	49.092	41.269		11:20.857
6	2:36.792	51.976	57.530	47.286		15:46.534	6	2:16.309	45.859	49.335	41.115		13:37.166
7	2:45.589	54.938	1:00.652	49.999		18:32.123	7	2:16.657	46.755	48.627	41.275		15:53.823
8	2:45.058	54.489	1:00.076	50.493		21:17.181	8	2:15.275	45.085	49.048	41.142		18:09.098
9	2:44.646	55.108	59.657	49.881		24:01.827	9	2:14.210	44.767	48.573	40.870		20:23.308
10	2:57.737	56.897	1:07.928	52.912		26:59.564	10	2:17.664	45.725	48.798	43.141		22:40.972
							11	2:17.970	45.619	49.949	42.402		24:58.942
							12	2:21.121	47.954	50.161	43.006		27:20.063

54 Ricardo Gomes Ford Escort RS 2000
H81 Manuel Almeida Manuel Almeida

Lap D	Time	Sector 1	Sector 2	Sector 3	T. Spd	Elapsed	Lap D	Time	Sector 1	Sector 2	Sector 3	T. Spd	Elapsed
1	2:37.255	54.465	56.720	46.070		2:37.255	1 1	2:37.255	54.465	56.720	46.070		2:37.255
2	2:32.634	51.515	55.166	45.953		5:09.889	2 1	2:32.634	51.515	55.166	45.953		5:09.889
3	2:32.451	51.839	55.526	45.086		7:42.340	3 1	2:32.451	51.839	55.526	45.086		7:42.340
4	2:30.184	50.258	55.131	44.795		10:12.524	4 1	2:30.184	50.258	55.131	44.795		10:12.524
5	2:31.854	51.001	54.898	45.955		12:44.378	5 1	2:31.854	51.001	54.898	45.955		12:44.378
6	2:32.384	51.996	55.291	45.097		15:16.762	6 1	2:32.384	51.996	55.291	45.097		15:16.762
7	2:31.069	49.961	55.586	45.522		17:47.831	7 1	2:31.069	49.961	55.586	45.522		17:47.831
8	2:30.768	50.786	54.994	44.988		20:18.599	8 1	2:30.768	50.786	54.994	44.988		20:18.599
9	2:32.515	51.686	55.601	45.228		22:51.114	9 1	2:32.515	51.686	55.601	45.228		22:51.114
10	2:35.439	51.940	56.818	46.681		25:26.553	10 1	2:35.439	51.940	56.818	46.681		25:26.553
11	2:30.750	50.437	55.627	44.686		27:57.303	11 1	2:30.750	50.437	55.627	44.686		27:57.303





Vila Real
CPVC
Race - 1
Lap Analysis



Circuito Internacional de Vila Real 4.755 m.

77 Tiago Santos Porsche 911 RSR

H75 Lucas Vieira Tiago Santos

Lap	D	Time	Sector 1	Sector 2	Sector 3	T. Spd	Elapsed
1	1	2:21.928	48.201	51.147	42.580		2:21.928
2	1	2:19.685	46.770	51.175	41.740		4:41.613
3	1	2:17.249	45.358	50.521	41.370		6:58.862
4	1	2:16.446	45.433	50.111	40.902		9:15.308
5	1	2:16.169	45.194	50.073	40.902		11:31.477
6	1	2:17.842	45.490	50.258	42.094		13:49.319
7	1	2:16.411	45.743	49.818	40.850		16:05.730
8	1	2:15.762	44.841	49.637	41.284		18:21.492
9	1	2:15.907	45.382	49.721	40.804		20:37.399
10	1	2:15.076	44.826	49.577	40.673		22:52.475
11	1	2:17.823	45.364	50.652	41.807		25:10.298
12	1	2:18.014	45.570	50.673	41.771		27:28.312

99 Manuel Moura Teixeira Porsche 911 RS

H75 Manuel Moura Teixeira

Lap	D	Time	Sector 1	Sector 2	Sector 3	T. Spd	Elapsed
1		2:36.187	53.133	55.494	47.560		2:36.187
2		2:32.636	50.611	55.026	46.999		5:08.823
3		2:30.809	49.916	54.416	46.477		7:39.632
4		2:29.357	48.737	53.912	46.708		10:08.989
5		2:28.091	49.241	53.575	45.275		12:37.080
6		2:26.552	48.233	53.180	45.139		15:03.632
7		2:27.876	48.922	53.798	45.156		17:31.508
8		2:29.122	48.606	53.322	47.194		20:00.630
9		2:28.003	48.501	53.369	46.133		22:28.633
10		2:28.811	49.201	53.867	45.743		24:57.444
11		2:33.751	50.467	55.092	48.192		27:31.195





Vila Real
CPVC
Race - 1



Analysis by Lap

Circuito Internacional de Vila Real 4.755 m.

Num	Lap Time	Gap
-----	----------	-----

Lap 1

3	2:12.171	
14	2:14.857	02.686
2	2:15.565	03.394
6	2:16.500	04.329
44	2:18.540	06.369
77	2:21.928	09.757
20	2:22.224	10.053
10	2:23.004	10.833
8	2:24.347	12.176
16	2:26.841	14.670
99	2:36.187	24.016
33	2:36.781	24.610
54	2:37.255	25.084
25	2:40.158	27.987
26	2:50.850	38.679
5	2:51.758	39.587

Num	Lap Time	Gap
-----	----------	-----

Lap 2

3	2:13.053	
14	2:13.995	03.628
2	2:14.559	04.900
6	2:15.076	06.352
44	2:15.141	08.457
20	2:16.123	13.123
10	2:17.591	15.371
77	2:19.685	16.389
8	2:22.022	21.145
16	2:23.136	24.753
99	2:32.636	43.599
33	2:32.701	44.258
54	2:32.634	44.665
25	2:36.996	51.930
26	2:46.305	1:11.931
5	2:48.203	1:14.737

Num	Lap Time	Gap
-----	----------	-----

Lap 3

3	2:13.648	
14	2:14.418	04.398
6	2:17.501	10.205
44	2:15.976	10.785
2	2:23.404	14.656
20	2:15.866	15.341
10	2:16.110	17.833
77	2:17.249	19.990
8	2:22.253	29.750
16	2:22.210	33.315
99	2:30.809	1:00.760
33	2:30.877	1:01.487
54	2:32.451	1:03.468
25	2:38.220	1:16.502
26	2:47.726	1:46.009
5	2:45.838	1:46.927

Num	Lap Time	Gap
-----	----------	-----

Lap 4

3	2:13.541	
---	----------	--

Num	Lap Time	Gap
-----	----------	-----

14	2:13.399	04.256
6	2:15.600	12.264
44	2:15.766	13.010
20	2:16.329	18.129
10	2:16.266	20.558
77	2:16.446	22.895
2	2:31.786	32.901
16	2:22.445	42.219
99	2:29.357	1:16.576
33	2:30.402	1:18.348
54	2:30.184	1:20.111
25	2:37.999	1:40.960

Num	Lap Time	Gap
-----	----------	-----

Lap 5

3	2:13.030	
26	2:43.294	1 Lap
5	2:43.615	1 Lap
14	2:13.396	04.622
6	2:15.667	14.901
44	2:15.434	15.414
20	2:16.034	21.133
10	2:14.900	22.428
77	2:16.169	26.034
2	2:18.983	38.854
16	2:24.253	53.442
99	2:28.091	1:31.637
33	2:33.263	1:38.581
54	2:31.854	1:38.935
25	2:36.369	2:04.299

Num	Lap Time	Gap
-----	----------	-----

Lap 6

3	2:12.913	
14	2:14.870	06.579
6	2:16.186	18.174
44	2:16.309	18.810
20	2:15.676	23.896
10	2:18.412	27.927
77	2:17.842	30.963
26	2:43.910	1 Lap
5	2:45.381	1 Lap
2	2:24.024	49.965
16	2:23.466	1:03.995
99	2:26.552	1:45.276
54	2:32.384	1:58.406
33	2:37.080	2:02.748

Num	Lap Time	Gap
-----	----------	-----

Lap 7

3	2:12.413	
14	2:14.785	08.951
25	2:36.792	1 Lap
6	2:15.235	20.996
44	2:16.657	23.054
20	2:16.291	27.774
10	2:16.859	32.373
77	2:16.411	34.961
2	2:28.395	1:05.947

Num	Lap Time	Gap
-----	----------	-----

26	2:44.683	1 Lap
5	2:43.791	1 Lap
16	2:22.601	1:14.183
99	2:27.876	2:00.739

Num	Lap Time	Gap
-----	----------	-----

Lap 8

3	2:13.286	
54	2:31.069	1 Lap
14	2:15.907	11.572
6	2:14.928	22.638
44	2:15.275	25.043
20	2:17.493	31.981
10	2:18.036	37.123
77	2:15.762	37.437
25	2:45.589	1 Lap
2	2:24.926	1:17.587
16	2:23.643	1:24.540
26	2:44.418	1 Lap
5	2:43.030	1 Lap

Num	Lap Time	Gap
-----	----------	-----

Lap 9

3	2:13.181	
99	2:29.122	1 Lap
14	2:15.435	13.826
54	2:30.768	1 Lap
6	2:15.190	24.647
44	2:14.210	26.072
20	2:17.168	35.968
77	2:15.907	40.163
10	2:16.929	40.871
25	2:45.058	1 Lap
2	2:24.029	1:28.435
16	2:22.691	1:34.050
33	6:17.629	2 Laps
26	2:40.994	1 Lap
5	2:41.604	1 Lap

Num	Lap Time	Gap
-----	----------	-----

Lap 10

3	2:13.816	
14	2:15.641	15.651
99	2:28.003	1 Lap
6	2:14.726	25.557
44	2:17.664	29.920
20	2:15.530	37.682
54	2:32.515	1 Lap
77	2:15.076	41.423
10	2:15.292	42.347
2	2:21.245	1:35.864
16	2:22.000	1:42.234
25	2:44.646	1 Lap

Num	Lap Time	Gap
-----	----------	-----

Lap 11

3	2:13.736	
33	2:47.994	3 Laps
26	2:40.958	2 Laps
14	2:17.383	19.298

Num	Lap Time	Gap
-----	----------	-----

5	2:42.298	2 Laps
6	2:15.245	27.066
99	2:28.811	1 Lap
44	2:17.970	34.154
77	2:17.823	45.510
10	2:17.540	46.151
54	2:35.439	1 Lap
20	2:49.436	1:13.382
2	2:23.822	1:45.950
16	2:24.001	1:52.499

Num	Lap Time	Gap
-----	----------	-----

Lap 12

3	2:14.058	
25	2:57.737	2 Laps
14	2:15.762	21.002
6	2:17.689	30.697
44	2:21.121	41.217
33	2:56.447	3 Laps
26	2:41.579	2 Laps
77	2:18.014	49.466
10	2:18.971	51.064
99	2:33.751	1 Lap
5	2:45.883	2 Laps
54	2:30.750	1 Lap
2	2:24.299	1:56.191
16	2:21.372	1:59.813
20	3:14.591	2:13.915





Vila Real

CPVC

Race - 1

Best Sectors Results



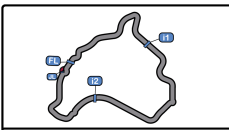
Circuito Internacional de Vila Real 4.755 m.

Sector - 1			Sector - 2			Sector - 3			Ideal Lap vs Best Lap		
Clas	Nº Driver	Time	Nº Driver	Time	Nº Driver	Time	Clas	Nº Driver	Ideal Lap	Best Lap	Clas
1	3 João Macedo Silva	44.044	3 João Macedo Silva	48.360	3 João Macedo Silva	39.245	1	3 João Macedo Silva	2:11.649	2:12.171	1
2	14 João Novo	44.415	14 João Novo	48.413	14 João Novo	40.241	2	14 João Novo	2:13.069	2:13.396	2
3	44 Cláudio Vieira	44.509	44 Cláudio Vieira	48.573	20 Rui Alves	40.338	3	44 Cláudio Vieira	2:13.952	2:14.210	3
4	6 António Soares	44.538	6 António Soares	49.055	2 Rui Costa	40.356	4	2 Rui Costa	2:14.250	2:14.559	4
5	20 Rui Alves	44.707	2 Rui Costa	49.080	10 Bruno Santos	40.527	5	6 António Soares	2:14.296	2:14.726	5
6	10 Bruno Santos	44.755	10 Bruno Santos	49.238	77 Santos - Vieira	40.673	6	20 Rui Alves	2:14.386	2:15.530	8
7	2 Rui Costa	44.814	20 Rui Alves	49.341	6 António Soares	40.703	7	10 Bruno Santos	2:14.520	2:14.900	6
8	77 Santos - Vieira	44.826	77 Santos - Vieira	49.577	44 Cláudio Vieira	40.870	8	77 Santos - Vieira	2:15.076	2:15.076	7
9	16 Ricardo Cruz	46.563	8 Luís Nunes	51.607	16 Ricardo Cruz	41.991	9	16 Ricardo Cruz	2:20.621	2:21.372	9
10	8 Luís Nunes	47.059	16 Ricardo Cruz	52.067	8 Luís Nunes	42.795	10	8 Luís Nunes	2:21.461	2:22.022	10
11	99 Manuel Moura Teixeira	48.233	99 Manuel Moura Teixeira	53.180	54 Gomes - Almeida	44.686	11	99 Manuel Moura Teixeira	2:26.552	2:26.552	11
12	33 João Cruz	49.468	33 João Cruz	54.403	99 Manuel Moura Teixeira	45.139	12	54 Gomes - Almeida	2:29.545	2:30.184	12
13	54 Gomes - Almeida	49.961	54 Gomes - Almeida	54.898	33 João Cruz	46.006	13	33 João Cruz	2:29.877	2:30.402	13
14	26 Costa - Gouveia	51.888	25 Mário Marcão	56.954	25 Mário Marcão	47.265	14	25 Mário Marcão	2:36.180	2:36.369	14
15	25 Mário Marcão	51.961	5 Pedro Poças	58.536	5 Pedro Poças	48.018	15	26 Costa - Gouveia	2:39.819	2:40.958	15
16	5 Pedro Poças	54.955	26 Costa - Gouveia	59.362	26 Costa - Gouveia	48.569	16	5 Pedro Poças	2:41.509	2:41.604	16



VILA REAL
Circuito Internacional





Vila Real

CPVC

Race - 1

Leader Sequence



Nº	Entrant/Team	Nat	Driver 1	Nat	Driver 2	Nat	Vehicle	Cat	Start Lap	End Lap	Laps	Total Laps
3	João Pedro Macedo Silva		João Macedo Silva				Porsche 911 RSR	H75	1	12	12	12



VILA REAL
Circuito Internacional





Vila Real

CPVC

Race - 1

Best 5 Lap Times



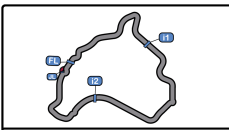
Circuito Internacional de Vila Real 4.755 m.

Cl	Nº Entrant/Team	Nat	Driver 1	Nat	Driver 2	Nat	Vehicle	Cat	Cl	Best 1		Best 2		Best 3		Best 4		Best 5	
										Time	Lap	Time	Lap	Time	Lap	Time	Lap	Time	Lap
1	3 João Pedro Macedo Silva	PT	João Macedo Silva	PT			Porsche 911 RSR	H75	1	2:12.171	1	2:12.413	7	2:12.913	6	2:13.030	5	2:13.053	2
2	14 João Novo	PT	João Novo	PT			Ford Escort MK1	Grupo 5	1	2:13.396	5	2:13.399	4	2:13.995	2	2:14.418	3	2:14.785	7
3	44 Cláudio Vieira	PT	Cláudio Vieira	PT			Porche 911 RSR	H75	2	2:14.210	9	2:15.141	2	2:15.275	8	2:15.434	5	2:15.766	4
4	2 Rui Manuel Lopes Anjos Costa	PT	Rui Costa	PT			Ford Escort RS 1800	H75	3	2:14.559	2	2:15.565	1	2:18.983	5	2:21.245	10	2:23.404	3
5	6 António Soares	PT	António Soares	PT			Ford Escort MK1	H75	4	2:14.726	10	2:14.928	8	2:15.076	2	2:15.190	9	2:15.235	7
6	10 Bruno Santos	PT	Bruno Santos	PT			Porsche 911 RSR	H75	5	2:14.900	5	2:15.292	10	2:16.110	3	2:16.266	4	2:16.859	7
7	77 Tiago Santos	PT	<u>Tiago Santos</u>	PT	Lucas Vieira	PT	Porsche 911 RSR	H75	6	2:15.076	10	2:15.762	8	2:15.907	9	2:16.169	5	2:16.411	7
8	20 Rui Alves	PT	Rui Alves	PT			Ford Escort MK1	H75	7	2:15.530	10	2:15.676	6	2:15.866	3	2:16.034	5	2:16.123	2
9	16 Ricardo Cruz	PT	Ricardo Cruz	PT			Ford Escort MK1	Grupo 5	2	2:21.372	12	2:22.000	10	2:22.210	3	2:22.445	4	2:22.601	7
10	8 Luís Nunes	PT	Luís Nunes	PT			Ford Escort MK1	Grupo 5	3	2:22.022	2	2:22.253	3	2:24.347	1				
11	99 Manuel Moura Teixeira	PT	Manuel Moura Teixeira	PT			Porsche 911 RS	H75	8	2:26.552	6	2:27.876	7	2:28.003	9	2:28.091	5	2:28.811	10
12	54 Manuel Almeida	PT	<u>Ricardo Gomes</u>	PT	Manuel Almeida	PT	Ford Escort RS 2000	H81	1	2:30.184	4	2:30.750	11	2:30.768	8	2:31.069	7	2:31.854	5
13	33 João Cruz	PT	João Cruz	PT			Ford Anglia	Grupo 5	4	2:30.402	4	2:30.877	3	2:32.701	2	2:33.263	5	2:36.781	1
14	25 Mário Marcão	PT	Mário Marcão	PT			BMW M 535 I	H81	2	2:36.369	5	2:36.792	6	2:36.996	2	2:37.999	4	2:38.220	3
15	26 Agostinho Costa	PT	<u>Agostinho Costa</u>	PT	Daniel Gouveia	PT	Forf Escort MK2	H81	3	2:40.958	9	2:40.994	8	2:41.579	10	2:43.294	4	2:43.910	5
16	5 Pedro Poças	PT	Pedro Poças	PT			Porsche 924	H81	4	2:41.604	8	2:42.298	9	2:43.030	7	2:43.615	4	2:43.791	6



VILA REAL
Circuito Internacional





Vila Real

CPVC

Race - 1

Fastest Laps Sequence

Circuito Internacional de Vila Real 4.755 m.



Lap	Time of Day	Session Time	Nº Entrant/Team	Nat	Driver 1	Nat	Driver 2	Nat	Vehicle	Cat	Time	Km/h
-----	-------------	--------------	-----------------	-----	----------	-----	----------	-----	---------	-----	------	------



VILA REAL
Circuito Internacional





Vila Real
CPVC
Race - 1
Lap Chart



LAP														
Nr	Po	Grid	1	2	3	4	5	6	7	8	9	10	11	12
3	1	3	3	3	3	3	3	3	3	3	3	3	3	3
14	2	14	14	14	14	14	14	14	14	14	14	14	14	14
2	3	2	2	2	6	6	6	6	6	6	6	6	6	6
6	4	6	6	6	44	44	44	44	44	44	44	44	44	44
44	5	44	44	44	2	20	20	20	20	20	20	20	77	77
10	6	10	77	20	20	10	10	10	10	10	77	77	10	10
20	7	20	20	10	10	77	77	77	77	77	10	10	20	2
77	8	77	10	77	77	2	2	2	2	2	2	2	2	16
16	9	16	8	8	8	16	16	16	16	16	16	16	16	20
8	10	8	16	16	16	99	99	99	99	99	99	99	99	99
54	11	54	99	99	99	33	33	54	54	54	54	54	54	54
99	12	99	33	33	33	54	54	33	25	25	25	25	25	25
26	13	26	54	54	54	25	25	25	26	26	26	26	26	26
25	14	25	25	25	25	26	26	26	5	5	5	5	5	5
7	15	7	26	26	26	5	5	5	33	33	33	33	33	33
21	16	21	5	5	5	5	5	5	5	5	5	5	5	5
33	17	33	33	33	33	33	33	33	33	33	33	33	33	33
5	18	5	5	5	5	5	5	5	5	5	5	5	5	5



VILA REAL
Circuito Internacional

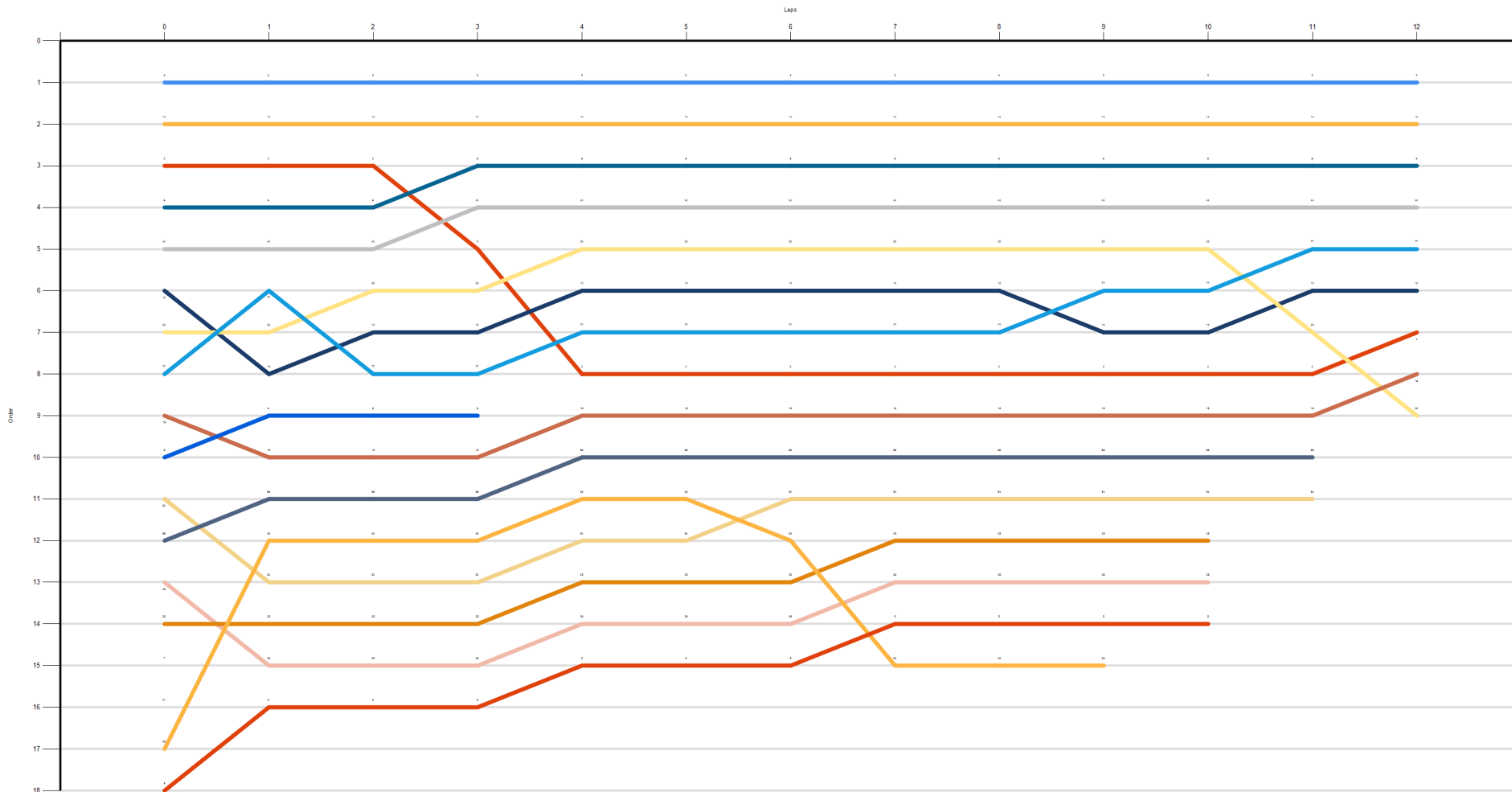




Vila Real
 CPVC
 Race - 1
 Circuito Internacional de Vila Real 4.755 m.
 Graphic Lap Chart

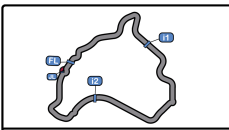


- 3
- 4
- 5
- 6
- 7
- 8
- 9
- 10
- 11
- 12
- 13
- 14
- 15
- 16
- 17
- 18



VILA REAL
 Circuito Internacional





Vila Real

CPVC

Race - 1

Pit Stop Analysis

Circuito Internacional de Vila Real 4.755 m.



Ord.	Nr.	In Day Time	Entrant/Team	Nat	Driver 1	Nat	Driver 2	Nat	Vehicle	Cat	In Time	Stop N°	Pit Time	Handicap	Diff.
1	33	17:38:49.940	João Cruz		João Cruz				Ford Anglia	Grupo 5	18:09.031	1	3:29.702		



VILA REAL
Circuito Internacional

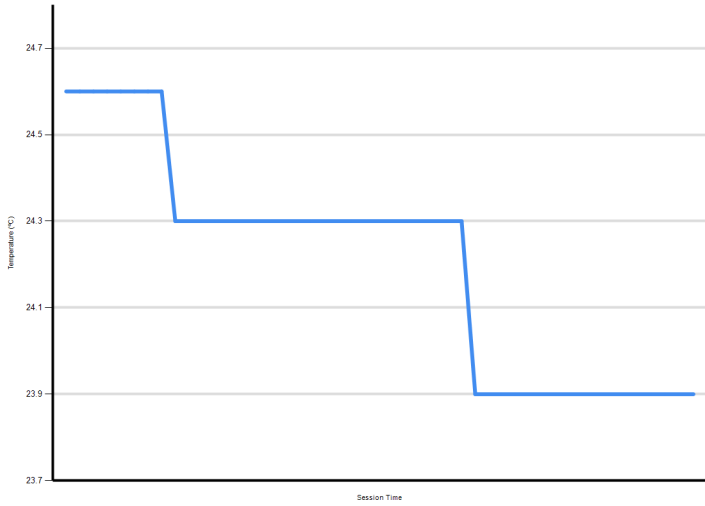




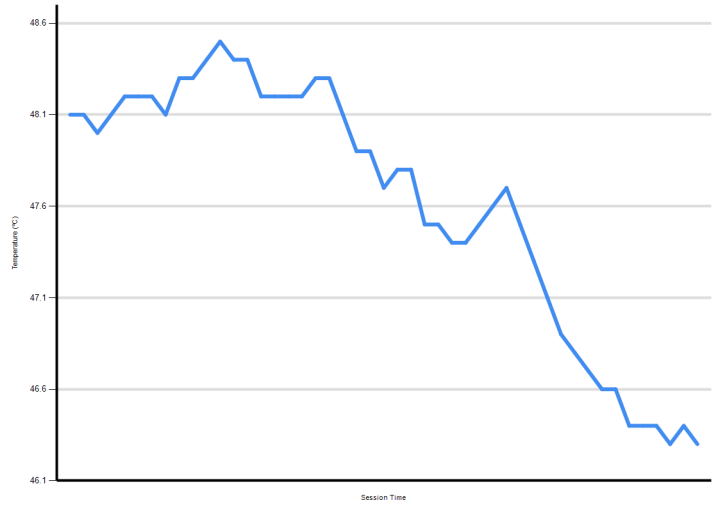
Vila Real
CPVC
Race - 1
Weather Report



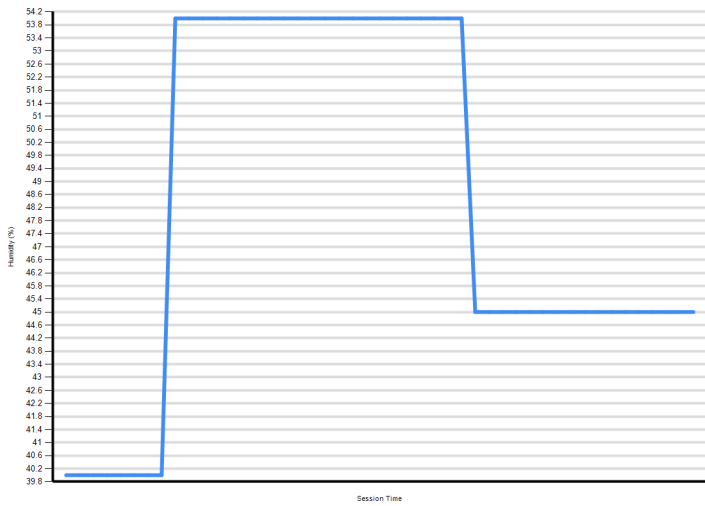
Air Temperature




Track Temperature



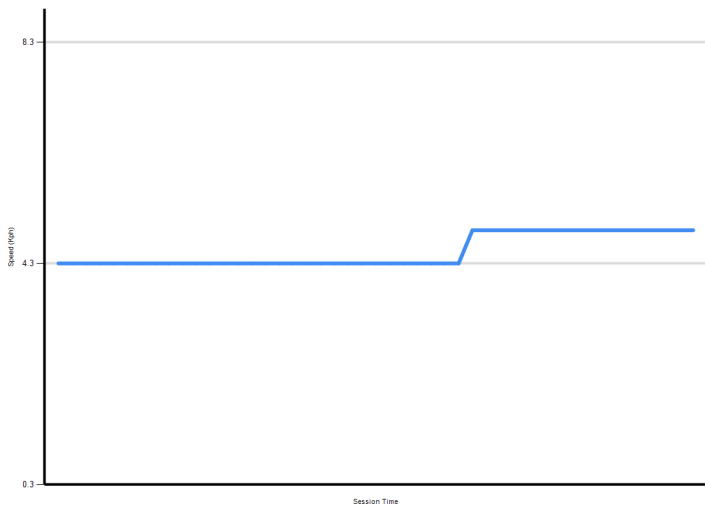
Humidity



Pressure



Wind Speed



Wind direction

