

Vila Real
CPVCL 1300
Qualifying
Provisional Results



Cls	Nº	Entrant/Team	Nat	Driver 1	Nat	Driver 2	Nat	Vehicle	Cat	Cls	Laps	Best	Time	Gap	Interval	Km/h
1	25	Jorge Marques	PT	Jorge Marques	PT			Toyota Starlet 1.3 S	LEGEND	1	10	9	2:28.953			115.7
2	6	Luís Alegria	PT	Luís Alegria	PT			Datsun 1200	CLÁSSIC	1	6	5	2:30.783	1.830	1.830	114.3
3	55	João Costa Arantes	PT	João Arantes	PT			Toyota Starlet 1.3 S	LEGEND	2	11	9	2:38.362	9.409	7.579	108.8
4	76	Pedro Fonseca	PT	Pedro Fonseca	PT	Pedro Pinto	PT	Suzuki Swift GTI	LEGEND	3	10	9	2:38.509	9.556	0.147	108.7
5	85	Filipe Monteiro	PT	João Miguel Batista	PT	Filipe Monteiro	PT	Opel Corsa C	STOCK	1	10	5	2:38.678	9.725	0.169	108.6
6	27	Fernando Morgado	PT	Fernando Morgado	PT			Suzuki Swift GTI	LEGEND	4	10	9	2:39.520	10.567	0.842	108.0
7	33	Sérgio Teixeira	PT	Sérgio Teixeira	PT			Datsun 1200	CLÁSSIC	2	10	8	2:42.863	13.910	3.343	105.8
8	13	João Carlos Alves Braga	PT	João Braga	PT			Datsun 1200	CLÁSSIC	3	9	5	2:42.986	14.033	0.123	105.8
9	77	Filipe Marques	PT	Filipe Marques	PT	Nuno Santos	PT	Fiat Punto 85 S	DESAFI	1	10	9	2:43.882	14.929	0.896	105.2
10	11	Bernardo Kolbe	PT	Bernardo Kolbe	PT			Fiat Punto 85 S	DESAFI	2	9	8	2:43.954	15.001	0.072	105.1
11	49	Nuno Pinheiro	PT	Nuno Pinheiro	PT			Fiat Punto 85 S	DESAFI	3	9	9	2:44.667	15.714	0.713	104.7
12	45	Daniel Gouveia	PT	Daniel Gouveia	PT			Fiat Punto 85 S	DESAFI	4	5	5	2:45.009	16.056	0.342	104.5
13	50	Pedro Barbosa	PT	Pedro Barbosa	PT			Fiat Punto 85 S	DESAFI	5	9	9	2:45.144	16.191	0.135	104.4
14	36	Francisco Marrão	PT	Francisco Marrão	PT	Samuel Teixeira	PT	Datsun 1200	CLÁSSIC	4	8	8	2:46.384	17.431	1.240	103.6
15	78	Daniel Monteiro	PT	Daniel Monteiro	PT			Fiat Punto 85 S	DESAFI	6	6	6	2:46.389	17.436	0.005	103.6
16	80	Luís Alcino	PT	Luís Alcino	PT			Citroen C 1	CITY	1	9	8	2:49.968	21.015	3.579	101.4
17	9	José Manuel Moreira	PT	José Manuel Moreira	PT			Toyota Starlet 1.3 S	LEGEND	5	9	9	2:50.286	21.333	0.318	101.2
18	95	Pedro Bartolomeu	PT	Lourenço Bartolomeu	PT			Seat Ibiza 6L	STOCK	2	8	8	2:50.616	21.663	0.330	101.0
19	26	Frederico Cruz	PT	Frederico Cruz	PT			Citroen C 1	CITY	2	9	8	2:51.485	22.532	0.869	100.5
20	88	Pedro Cruz	PT	Pedro Cruz	PT			Citroen C 1	CITY	3	9	9	2:55.604	26.651	4.119	98.1
21	92	Nelson Silva	PT	Nelson Silva	PT			Citroen C 1	CITY	4	9	9	2:56.194	27.241	0.590	97.8
22	18	Paula Novo	PT	Salvador Novo	PT			Citroen C 1	CITY	5	9	9	2:56.239	27.286	0.045	97.8
23	97	Simplicio Taveira	PT	Simplicio Taveira	PT			Citroen C 1	CITY	6	9	9	2:56.527	27.574	0.288	97.6
24	69	Paulo Teixeira	PT	Paulo Teixeira	PT			Citroen AX	LEGEND	6	5	4	2:57.717	28.764	1.190	97.0
25	51	João Azevedo	PT	Afonso Azevedo	PT			Peugeot 107	CITY	7	3	3	2:57.814	28.861	0.097	96.9
26	52	Carolina Martins	PT	Carolina Martins	PT			Fiat Punto 85 S	DESAFI	7	7	5	2:59.065	30.112	1.251	96.3
27	75	Edward Reddick	PT	Edward Reddick	PT			Citroen C 1	CITY	8	9	9	3:05.855	36.902	6.790	92.7
28	68	Angelo Ribeiro	PT	Angelo Ribeiro	PT			Ford Escort 1.3	CLÁSSIC	5	9	5	3:06.832	37.879	0.977	92.2
29	35	Andreia Fonseca	PT	Andreia Fonseca	PT	Rui Fonseca	PT	Toyota Starlet 1.3 S	LEGEND	7	8	2	3:09.074	40.121	2.242	91.2
30	8	Paulo Spinola	PT	Paulo Spínola	PT			Fiat 127	CLÁSSIC	6	4	2	3:37.333	1:08.380	28.259	79.3

Published at:.....

Track Temp: 51.2 °C Air Temp: 24.4 °C Humidity: 42 % Track Status: DRY

Race Director:

Pedro Lima

DCI PT26/1223

Timekeeper:

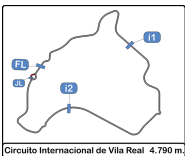
Paula García Viñas

JCR-04389-ESP/M



VILA REAL
Circuito Internacional





Vila Real
CPVCL 1300
Qualifying
Provisional Results by Category



LEGENDS 1300																
Cls	Nº	Entrant/Team	Nat	Driver 1	Nat	Driver 2	Nat	Vehicle	Cat	Cls	Laps	Best	Time	Gap	Interval	Km/h
1	25	Jorge Marques		Jorge Marques				Toyota Starlet 1.3 S	LEGEND	1	10	9	2:28.953			115.7
2	55	João Costa Arantes		João Arantes				Toyota Starlet 1.3 S	LEGEND	2	11	9	2:38.362	9.409	9.409	108.8
3	76	Pedro Fonseca		Pedro Fonseca		Pedro Pinto		Suzuki Swift GTI	LEGEND	3	10	9	2:38.509	9.556	0.147	108.7
4	27	Fernando Morgado		Fernando Morgado				Suzuki Swift GTI	LEGEND	4	10	9	2:39.520	10.567	1.011	108.0
5	9	José Manuel Moreira		José Manuel Moreira				Toyota Starlet 1.3 S	LEGEND	5	9	9	2:50.286	21.333	10.766	101.2
6	69	Paulo Teixeira		Paulo Teixeira				Citroen AX	LEGEND	6	5	4	2:57.717	28.764	7.431	97.0
7	35	Andreia Fonseca		Andreia Fonseca		Rui Fonseca		Toyota Starlet 1.3 S	LEGEND	7	8	2	3:09.074	40.121	11.357	91.2

CLÁSSICOS																
Cls	Nº	Entrant/Team	Nat	Driver 1	Nat	Driver 2	Nat	Vehicle	Cat	Cls	Laps	Best	Time	Gap	Interval	Km/h
1	6	Luis Alegria		Luis Alegria				Datsun 1200	CLÁSSIC	1	6	5	2:30.783			114.3
2	33	Sérgio Teixeira		Sérgio Teixeira				Datsun 1200	CLÁSSIC	2	10	8	2:42.863	12.080	12.080	105.8
3	13	João Carlos Alves Braga		João Braga				Datsun 1200	CLÁSSIC	3	9	5	2:42.986	12.203	0.123	105.8
4	36	Francisco Marrão		Francisco Marrão		Samuel Teixeira		Datsun 1200	CLÁSSIC	4	8	8	2:46.384	15.601	3.398	103.6
5	68	Angelo Ribeiro		Angelo Ribeiro				Ford Escort 1.3	CLÁSSIC	5	9	5	3:06.832	36.049	20.448	92.2
6	8	Paulo Spinola		Paulo Spínola				Fiat 127	CLÁSSIC	6	4	2	3:37.333	1:06.550	30.501	79.3

STOCK CUP																
Cls	Nº	Entrant/Team	Nat	Driver 1	Nat	Driver 2	Nat	Vehicle	Cat	Cls	Laps	Best	Time	Gap	Interval	Km/h
1	85	Filipe Monteiro		João Miguel Batista		Filipe Monteiro		Opel Corsa C	STOCK	1	10	5	2:38.678			108.6
2	95	Pedro Bartolomeu		Lourenço Bartolomeu				Seat Ibiza 6L	STOCK	2	8	8	2:50.616	11.938	11.938	101.0

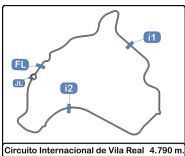
DESAFIO ANPAC																
Cls	Nº	Entrant/Team	Nat	Driver 1	Nat	Driver 2	Nat	Vehicle	Cat	Cls	Laps	Best	Time	Gap	Interval	Km/h
1	77	Filipe Marques		Filipe Marques		Nuno Santos		Fiat Punto 85 S	DESAFI	1	10	9	2:43.882			105.2
2	11	Bernardo Kolbe		Bernardo Kolbe				Fiat Punto 85 S	DESAFI	2	9	8	2:43.954	0.072	0.072	105.1
3	49	Nuno Pinheiro		Nuno Pinheiro				Fiat Punto 85 S	DESAFI	3	9	9	2:44.667	0.785	0.713	104.7
4	45	Daniel Gouveia		Daniel Gouveia				Fiat Punto 85 S	DESAFI	4	5	5	2:45.009	1.127	0.342	104.5
5	50	Pedro Barbosa		Pedro Barbosa				Fiat Punto 85 S	DESAFI	5	9	9	2:45.144	1.262	0.135	104.4
6	78	Daniel Monteiro		Daniel Monteiro				Fiat Punto 85 S	DESAFI	6	6	6	2:46.389	2.507	1.245	103.6
7	52	Carolina Martins		Carolina Martins				Fiat Punto 85 S	DESAFI	7	7	5	2:59.065	15.183	12.676	96.3

Published at:.....

Track Temp: 51.2 °C Air Temp: 24.4 °C Humidity: 42 % Track Status: DRY

Race Director:	Pedro Lima DCI PT26/1223	Timekeeper:	Paula García Viñas JCR-04389-ESP/M
-----------------------	-----------------------------	--------------------	---------------------------------------





Vila Real
 CPVCL 1300
 Qualifying
 Provisional Results by Category



CITY																
Cls	Nº	Entrant/Team	Nat	Driver 1	Nat	Driver 2	Nat	Vehicle	Cat	Cls	Laps	Best	Time	Gap	Interval	Km/h
1	80	Luis Alcino		Luis Alcino				Citroen C 1	CITY	1	9	8	2:49.968			101.4
2	26	Frederico Cruz		Frederico Cruz				Citroen C 1	CITY	2	9	8	2:51.485	1.517	1.517	100.5
3	88	Pedro Cruz		Pedro Cruz				Citroen C 1	CITY	3	9	9	2:55.604	5.636	4.119	98.1
4	92	Nelson Silva		Nelson Silva				Citroen C 1	CITY	4	9	9	2:56.194	6.226	0.590	97.8
5	18	Paula Novo		Salvador Novo				Citroen C 1	CITY	5	9	9	2:56.239	6.271	0.045	97.8
6	97	Simplicio Taveira		Simplicio Taveira				Citroen C 1	CITY	6	9	9	2:56.527	6.559	0.288	97.6
7	51	João Azevedo		Afonso Azevedo				Peugeot 107	CITY	7	3	3	2:57.814	7.846	1.287	96.9
8	75	Edward Reddick		Edward Reddick				Citroen C 1	CITY	8	9	9	3:05.855	15.887	8.041	92.7

Published at:.....

Track Temp: 51.2 °C Air Temp: 24.4 °C Humidity: 42 % Track Status: DRY

Race Director:

Pedro Lima

DCI PT26/1223

Timekeeper:

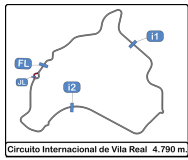
Paula García Viñas

JCR-04389-ESP/M



VILA REAL
 Circuito Internacional





Vila Real
CPVCL 1300
Qualifying
Lap Analysis



6 Luís Alegria Datsun 1200

CLÁSSICOS

Lap	D	Time	Sector 1	Sector 2	Sector 3	T. Spd	Elapsed
1		14:55:18.554 P			14:55:18.554		14:55:18.554
2		2:53.298	1:03.091	1:01.317	48.890		14:58:11.852
3		2:43.807	50.548	56.449	56.810		15:00:55.659
4		3:48.572	1:11.212	1:22.314	1:15.046		15:04:44.231
5		2:30.783	51.002	54.607	45.174		15:07:15.014
6		2:33.393	49.810	54.571	49.012		15:09:48.407
7			1:17.115	1:36.289			

8 Paulo Spínola Fiat 127

CLÁSSICOS

Lap	D	Time	Sector 1	Sector 2	Sector 3	T. Spd	Elapsed
1		14:56:22.412 P			14:56:22.412		14:56:22.412
2		3:37.333	1:15.449	1:18.304	1:03.580		14:59:59.745
3		17:21.018 P	1:20.194	1:24.871	14:35.953		15:17:20.763
4		4:01.863	1:39.360	1:22.447	1:00.056		15:21:22.626
5			1:12.015	1:17.165			

9 José Manuel Moreira Toyota Starlet 1.3 S

LEGENDS

Lap	D	Time	Sector 1	Sector 2	Sector 3	T. Spd	Elapsed
1		14:55:29.634 P			14:55:29.634		14:55:29.634
2		3:25.585	1:12.123	1:15.901	57.561		14:58:55.219
3		3:20.047	1:01.852	1:11.843	1:06.352		15:02:15.266
4		3:20.406	1:07.904	1:13.772	58.730		15:05:35.672
5		2:55.096	1:00.168	1:03.463	51.465		15:08:30.768
6		9:56.408 P	58.293	1:15.345	7:42.770		15:18:27.176
7		2:57.784	1:02.569	1:05.263	49.952		15:21:24.960
8		2:51.598	58.355	1:02.782	50.461		15:24:16.558
9		2:50.286	58.969	1:01.531	49.786		15:27:06.844
10			58.382	1:11.705			

11 Bernardo Kolbe Fiat Punto 85 S

DESAFIO

Lap	D	Time	Sector 1	Sector 2	Sector 3	T. Spd	Elapsed
1		14:55:19.797 P			14:55:19.797		14:55:19.797
2		3:02.581	1:04.495	1:04.856	53.230		14:58:22.378
3		2:48.836	56.192	59.447	53.197		15:01:11.214
4		3:36.233	1:01.336	1:24.270	1:10.627		15:04:47.447
5		2:46.333	57.130	59.736	49.467		15:07:33.780
6		10:12.405 P	56.385	59.143	8:16.877		15:17:46.185
7		2:51.109	1:00.027	1:00.160	50.922		15:20:37.294
8		2:43.954	55.750	59.007	49.197		15:23:21.248
9		2:44.583	56.421	59.229	48.933		15:26:05.831
10			1:00.995	1:17.449			

13 João Braga Datsun 1200

CLÁSSICOS

Lap	D	Time	Sector 1	Sector 2	Sector 3	T. Spd	Elapsed
1		14:56:26.869 P			14:56:26.869		14:56:26.869
2		3:03.343	1:03.491	1:08.186	51.666		14:59:30.212
3		3:17.522	54.824	1:14.077	1:08.621		15:02:47.734
4		3:22.550	1:20.058	1:14.181	48.311		15:06:10.284
5		2:42.986	53.330	1:00.960	48.696		15:08:53.270
6		8:58.122 P	53.967	1:17.047	6:47.108		15:17:51.392
7		2:52.949	1:00.283	1:02.427	50.239		15:20:44.341
8		2:43.859	54.159	1:00.179	49.521		15:23:28.200
9		4:52.332 P	1:01.135	1:13.434	2:37.763		15:28:20.532
10			1:08.769	1:23.631			

18 Salvador Novo Citroen C 1

CITY

Lap	D	Time	Sector 1	Sector 2	Sector 3	T. Spd	Elapsed
1		14:56:03.470 P			14:56:03.470		14:56:03.470
2		3:06.986	1:05.420	1:07.523	54.043		14:59:10.456
3		3:36.634	1:01.899	1:23.872	1:10.863		15:02:47.090
4		3:30.129	1:20.149	1:16.987	52.993		15:06:17.219
5		2:59.583	1:02.237	1:04.191	53.155		15:09:16.802
6		8:32.216 P	1:02.473	1:26.502	6:03.241		15:17:49.018
7		3:01.770	1:04.309	1:04.649	52.812		15:20:50.788
8		2:58.849	1:02.441	1:03.951	52.457		15:23:49.637
9		2:56.239	1:00.722	1:03.084	52.433		15:26:45.876
10			1:00.662	1:03.566			

25 Jorge Marques Toyota Starlet 1.3 S

LEGENDS

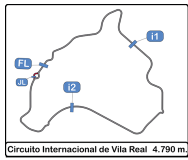
Lap	D	Time	Sector 1	Sector 2	Sector 3	T. Spd	Elapsed
1		14:55:22.557 P			14:55:22.557		14:55:22.557
2		2:50.226	1:03.094	58.792	48.340		14:58:12.783
3		2:43.476	51.578	55.445	56.453		15:00:56.259
4		3:48.628	1:11.718	1:22.426	1:14.484		15:04:44.887
5		2:35.600	53.618	56.029	45.953		15:07:20.487
6		2:29.202	50.719	53.916	44.567		15:09:49.689
7		8:13.850 P	1:16.676	1:36.308	5:20.866		15:18:03.539
8		2:42.624	55.972	1:00.235	46.417		15:20:46.163
9		2:28.953	50.959	53.907	44.087		15:23:15.116
10		2:30.489	50.703	54.149	45.637		15:25:45.605
11			6:57.079	2:13.149			

26 Frederico Cruz Citroen C 1

CITY

Lap	D	Time	Sector 1	Sector 2	Sector 3	T. Spd	Elapsed
1		14:55:55.533 P			14:55:55.533		14:55:55.533
2		2:59.990	59.456	1:06.443	54.091		14:58:55.523
3		3:18.985	1:01.174	1:11.249	1:06.562		15:02:14.508
4		3:20.282	1:06.346	1:15.399	58.537		15:05:34.790
5		2:53.287	59.632	1:02.765	50.890		15:08:28.077
6		9:22.175 P	59.377	1:16.161	7:06.637		15:17:50.252
7		3:07.134	1:08.252	1:07.288	51.594		15:20:57.386
8		2:51.485	59.519	1:01.532	50.434		15:23:48.871
9		2:55.736	1:00.793	1:03.468	51.475		15:26:44.607
10			1:00.979	1:02.611			





Vila Real
CPVCL 1300
Qualifying
Lap Analysis



27

Fernando Morgado

Suzuki Swift GTI

45

Daniel Gouveia

Fiat Punto 85 S

LEGENDS

Fernando Morgado

DESAFIO

Daniel Gouveia

Lap	D	Time	Sector 1	Sector 2	Sector 3	T. Spd	Elapsed
1		14:55:38.574	P		14:55:38.574		14:55:38.574
2		3:06.577	1:04.674	1:09.812	52.091		14:58:45.151
3		3:05.981	55.262	1:05.020	1:05.699		15:01:51.132
4		3:24.061	1:10.703	1:16.413	56.945		15:05:15.193
5		2:43.039	54.091	59.484	49.464		15:07:58.232
6		9:55.113	P	53.486	1:00.036	8:01.591	15:17:53.345
7		2:58.715	1:05.414	1:02.124	51.177		15:20:52.060
8		2:42.531	54.780	58.924	48.827		15:23:34.591
9		2:39.520	53.416	57.658	48.446		15:26:14.111
10		2:41.192	53.038	58.034	50.120		15:28:55.303
11			1:12.156	1:35.586			

33

Sérgio Teixeira

Datsun 1200

CLÁSSICOS

Sérgio Teixeira

Lap	D	Time	Sector 1	Sector 2	Sector 3	T. Spd	Elapsed
1		14:55:31.147	P		14:55:31.147		14:55:31.147
2		3:14.744	1:11.388	1:12.120	51.236		14:58:45.891
3		3:06.710	56.434	1:04.696	1:05.580		15:01:52.601
4		3:25.711	1:10.990	1:16.524	58.197		15:05:18.312
5		2:49.061	57.230	1:00.409	51.422		15:08:07.373
6		9:48.302	P	56.335	1:05.257	7:46.710	15:17:55.675
7		2:53.230	1:03.691	1:01.013	48.526		15:20:48.905
8		2:42.863	56.122	58.914	47.827		15:23:31.768
9		2:43.155	55.941	59.306	47.908		15:26:14.923
10		2:42.538	54.914	59.310	48.314		15:28:57.461
11			1:13.941	1:34.718			

35

Andreia Fonseca

Toyota Starlet 1.3 S

LEGENDS

Rui Fonseca

Andreia Fonseca

Lap	D	Time	Sector 1	Sector 2	Sector 3	T. Spd	Elapsed
1		14:55:40.467	P		14:55:40.467		14:55:40.467
2		3:09.074	1:05.769	1:10.723	52.582		14:58:49.541
3		3:17.103	1:00.781	1:13.131	1:03.191		15:02:06.644
4		3:23.868	1:11.966	1:14.101	57.801		15:05:30.512
5		12:14.504	P	59.668	1:04.213	10:10.623	15:17:45.016
6		3:35.291	1:14.205	1:17.266	1:03.820		15:21:20.307
7		3:35.687	1:14.260	1:18.283	1:03.144		15:24:55.994
8		3:31.689	1:12.586	1:16.220	1:02.883		15:28:27.683
9			1:19.484	1:34.046			

36

Francisco Marrão

Datsun 1200

CLÁSSICOS

Samuel Teixeira

Francisco Marrão

Lap	D	Time	Sector 1	Sector 2	Sector 3	T. Spd	Elapsed
1		14:55:41.398	P		14:55:41.398		14:55:41.398
2		2:52.396	1:01.758	1:00.190	50.448		14:58:33.794
3		2:39.022	52.257	56.475	50.290		15:01:12.816
4		6:13.323	P	1:00.909	1:24.475	3:47.939	15:07:26.139
5		10:53.098	P	1:00.513	1:01.996	8:50.589	15:18:19.237
6		3:24.126	1:31.625	1:01.729	50.772		15:21:43.363
7		2:50.930	56.422	1:01.652	52.856		15:24:34.293
8		2:46.384	54.919	59.346	52.119		15:27:20.677
9			55.854	1:18.213			

49

Nuno Pinheiro

Fiat Punto 85 S

DESAFIO

Nuno Pinheiro

Lap	D	Time	Sector 1	Sector 2	Sector 3	T. Spd	Elapsed
1		14:56:00.134	P		14:56:00.134		14:56:00.134
2		3:04.396	1:05.149	1:06.187	53.060		14:59:04.530
3		3:13.343	56.839	1:10.011	1:06.493		15:02:17.873
4		3:19.906	1:08.742	1:12.815	58.349		15:05:37.779
5		2:47.468	57.114	59.756	50.598		15:08:25.247
6		9:59.638	P	55.790	1:10.884	7:52.964	15:18:24.885
7		2:58.585	59.143	1:07.030	52.412		15:21:23.470
8		2:47.828	56.997	59.446	51.385		15:24:11.298
9		2:44.667	55.797	59.053	49.817		15:26:55.965
10			57.928	1:09.401			

50

Pedro Barbosa

Fiat Punto 85 S

DESAFIO

Pedro Barbosa

Lap	D	Time	Sector 1	Sector 2	Sector 3	T. Spd	Elapsed
1		14:56:01.781	P		14:56:01.781		14:56:01.781
2		3:03.067	1:04.176	1:06.078	52.813		14:59:04.848
3		3:13.446	57.829	1:09.535	1:06.082		15:02:18.294
4		3:20.318	1:08.690	1:13.129	58.499		15:05:38.612
5		2:47.878	57.423	1:00.660	49.795		15:08:26.490
6		9:59.325	P	56.633	1:11.412	7:51.280	15:18:25.815
7		2:51.101	59.252	1:01.784	50.065		15:21:16.916
8		2:47.575	57.039	1:00.330	50.206		15:24:04.491
9		2:45.144	56.363	59.525	49.256		15:26:49.635
10			1:02.039	1:10.858			

51

Afonso Azevedo

Peugeot 107

CITY

João Azevedo

Lap	D	Time	Sector 1	Sector 2	Sector 3	T. Spd	Elapsed
1		14:56:44.053	P		14:56:44.053		14:56:44.053
2		26:04.599	P	1:00.624	1:06.379	23:57.596	15:22:48.652
3		2:57.814	59.779	1:04.410	53.625		15:25:46.466
4			1:04.339	7:10.663			

52

Carolina Martins

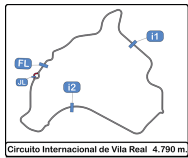
Fiat Punto 85 S

DESAFIO

Carolina Martins

Lap	D	Time	Sector 1	Sector 2	Sector 3	T. Spd	Elapsed
1		14:55:48.522	P		14:55:48.522		14:55:48.522
2		3:08.566	1:01.905	1:07.874	58.787		14:58:57.088
3		3:19.033	1:00.222	1:12.363	1:06.448		15:02:16.121
4		3:20.281	1:07.991	1:13.795	58.495		15:05:36.402
5		2:59.065	1:02.500	1:04.460	52.105		15:08:35.467
6		9:46.250	P	1:04.018	1:16.215	7:26.017	15:18:21.717
7		3:18.085	1:15.864	1:08.009	54.212		15:21:39.802
8			1:01.286	1:10.343			





Vila Real
CPVCL 1300
Qualifying
Lap Analysis



55

João Arantes

Toyota Starlet 1.3 S

76

Pedro Fonseca

Suzuki Swift GTI

LEGENDS

João Costa Arantes

LEGENDS

Pedro Pinto

Pedro Fonseca

Lap	D	Time	Sector 1	Sector 2	Sector 3	T. Spd	Elapsed
1		14:55:24.094	P		14:55:24.094		14:55:24.094
2		3:01.113	1:05.551	1:05.034	50.528		14:58:25.207
3		2:44.645	54.074	58.548	52.023		15:01:09.852
4		3:37.039	1:01.969	1:24.149	1:10.921		15:04:46.891
5		2:41.134	55.307	58.228	47.599		15:07:28.025
6		2:40.442	52.717	58.235	49.490		15:10:08.467
7		7:56.843	P	1:10.117	1:29.216	5:17.510	15:18:05.310
8		2:45.870	55.106	1:02.056	48.708		15:20:51.180
9		2:38.362	53.540	57.338	47.484		15:23:29.542
10		2:38.489	53.229	58.110	47.150		15:26:08.031
11		2:41.447	54.994	58.604	47.849		15:28:49.478
12			1:15.073	1:37.018			

Lap	D	Time	Sector 1	Sector 2	Sector 3	T. Spd	Elapsed
1		14:55:46.055	P		14:55:46.055		14:55:46.055
2		3:01.361	1:00.999	1:08.390	51.972		14:58:47.416
3		3:05.801	57.123	1:03.311	1:05.367		15:01:53.217
4		3:24.254	1:10.823	1:17.345	56.086		15:05:17.471
5		2:49.421	57.012	1:01.124	51.285		15:08:06.892
6		9:33.801	P	55.501	1:01.644	7:36.656	15:17:40.693
7		2:48.521	59.519	58.726	50.276		15:20:29.214
8		2:41.027	54.150	57.642	49.235		15:23:10.241
9		2:38.509	53.955	56.779	47.775		15:25:48.750
10		2:39.151	53.969	56.978	48.204		15:28:27.901
11			1:03.054	1:25.142			

68

Angelo Ribeiro

Ford Escort 1.3

77

Filipe Marques

Fiat Punto 85 S

CLÁSSICOS

Angelo Ribeiro

DESAFIO

Nuno Santos

Filipe Marques

Lap	D	Time	Sector 1	Sector 2	Sector 3	T. Spd	Elapsed
1		14:55:43.399	P		14:55:43.399		14:55:43.399
2		3:41.213	1:16.722	1:22.379	1:02.112		14:59:24.612
3		3:26.316	1:11.349	1:15.820	59.147		15:02:50.928
4		3:35.011	1:19.359	1:19.157	56.495		15:06:25.939
5		3:06.832	1:01.887	1:09.932	55.013		15:09:32.771
6		8:56.156	P	1:09.843	1:19.131	6:27.182	15:18:28.927
7		3:09.535	1:07.117	1:08.841	53.577		15:21:38.462
8		3:14.488	1:01.085	1:10.950	1:02.453		15:24:52.950
9		3:21.079	1:02.177	1:15.058	1:03.844		15:28:14.029
10			2:44.326	2:12.581			

Lap	D	Time	Sector 1	Sector 2	Sector 3	T. Spd	Elapsed
1		14:55:34.583	P		14:55:34.583		14:55:34.583
2		2:51.899	1:00.030	1:00.471	51.398		14:58:26.482
3		2:45.569	55.564	58.512	51.493		15:01:12.051
4		3:35.947	1:01.031	1:24.534	1:10.382		15:04:47.998
5		2:44.101	56.683	58.488	48.930		15:07:32.099
6		10:29.412	P	1:01.364	1:04.529	8:23.519	15:18:01.511
7		2:53.211	58.338	1:04.689	50.184		15:20:54.722
8		2:45.229	56.989	59.421	48.819		15:23:39.951
9		2:43.882	55.748	59.470	48.664		15:26:23.833
10		2:49.132	55.808	59.003	54.321		15:29:12.965
11			1:30.615	1:38.434			

69

Paulo Teixeira

Citroen AX

78

Daniel Monteiro

Fiat Punto 85 S

LEGENDS

Paulo Teixeira

DESAFIO

Daniel Monteiro

Lap	D	Time	Sector 1	Sector 2	Sector 3	T. Spd	Elapsed
1		14:57:02.948	P		14:57:02.948		14:57:02.948
2		3:09.906	1:03.493	1:10.205	56.208		15:00:12.854
3		3:44.140	1:11.237	1:24.934	1:07.969		15:03:56.994
4		2:57.717	1:05.439	1:02.839	49.439		15:06:54.711
5		12:16.341	P	55.983	1:03.124	10:17.234	15:19:11.052
6			54.938	14:26.620			

Lap	D	Time	Sector 1	Sector 2	Sector 3	T. Spd	Elapsed
1		15:06:12.246	P		15:06:12.246		15:06:12.246
2		3:02.390	1:04.307	1:05.638	52.445		15:09:14.636
3		8:45.421	P	1:02.265	1:27.555	6:15.601	15:18:00.057
4		3:05.385	1:02.148	1:11.409	51.828		15:21:05.442
5		2:47.446	56.826	1:00.959	49.661		15:23:52.888
6		2:46.389	56.790	59.835	49.764		15:26:39.277
7			55.360	59.907			

75

Edward Reddick

Citroen C 1

80

Luis Alcino

Citroen C 1

CITY

Edward Reddick

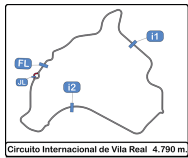
CITY

Luis Alcino

Lap	D	Time	Sector 1	Sector 2	Sector 3	T. Spd	Elapsed
1		14:55:47.001	P		14:55:47.001		14:55:47.001
2		3:13.911	1:05.505	1:11.485	56.921		14:59:00.912
3		3:44.957	1:04.413	1:30.129	1:10.415		15:02:45.869
4		3:36.010	1:20.499	1:19.184	56.327		15:06:21.879
5		3:12.363	1:04.114	1:10.573	57.676		15:09:34.242
6		8:22.224	P	1:23.829	1:27.931	5:30.464	15:17:56.466
7		3:12.121	1:05.429	1:12.116	54.576		15:21:08.587
8		3:07.497	1:03.554	1:08.686	55.257		15:24:16.084
9		3:05.855	1:03.238	1:07.609	55.008		15:27:21.939
10			1:03.794	1:23.094			

Lap	D	Time	Sector 1	Sector 2	Sector 3	T. Spd	Elapsed
1		14:55:51.091	P		14:55:51.091		14:55:51.091
2		3:08.352	1:01.441	1:10.670	56.241		14:58:59.443
3		3:26.207	59.539	1:17.507	1:09.161		15:02:25.650
4		3:21.105	1:10.455	1:11.655	58.995		15:05:46.755
5		2:52.832	58.720	1:03.556	50.556		15:08:39.587
6		9:18.086	P	59.326	1:13.762	7:04.998	15:17:57.673
7		3:02.218	1:03.283	1:08.789	50.146		15:20:59.891
8		2:49.968	58.900	1:00.884	50.184		15:23:49.859
9		3:04.994	1:03.741	1:08.645	52.608		15:26:54.853
10			59.357	1:11.501			





Vila Real
CPVCL 1300
Qualifying
Lap Analysis



85

João Miguel Batista

Opel Corsa C 97

Simplicio Taveira

Citroen C 1

STOCK CUP

Filipe Monteiro

Filipe Monteiro

CITY

Simplicio Taveira

Lap	D	Time	Sector 1	Sector 2	Sector 3	T. Spd	Elapsed	Lap	D	Time	Sector 1	Sector 2	Sector 3	T. Spd	Elapsed
1		14:55:25.845 P			14:55:25.845		14:55:25.845	1		14:55:32.804 P			14:55:32.804		14:55:32.804
2		2:48.423	1:00.546	59.369	48.508		14:58:14.268	2		3:11.844	1:09.599	1:09.322	52.923		14:58:44.648
3		2:43.961	54.054	56.553	53.354		15:00:58.229	3		3:09.056	1:01.262	1:06.867	1:00.927		15:01:53.704
4		3:47.420	1:11.063	1:23.716	1:12.641		15:04:45.649	4		3:27.141	1:11.604	1:18.301	57.236		15:05:20.845
5		2:38.678	54.533	56.782	47.363		15:07:24.327	5		2:58.288	1:00.444	1:04.862	52.982		15:08:19.133
6		2:39.181	54.594	56.887	47.700		15:10:03.508	6		9:28.822 P	1:00.927	1:13.492	7:14.403		15:17:47.955
7		7:50.852 P	1:13.248	1:27.484	5:10.120		15:17:54.360	7		3:00.290	1:01.570	1:06.429	52.291		15:20:48.245
8		2:58.778	1:04.712	1:04.315	49.751		15:20:53.138	8		2:59.355	1:00.903	1:06.477	51.975		15:23:47.600
9		2:47.112	57.081	1:00.711	49.320		15:23:40.250	9		2:56.527	1:01.547	1:03.765	51.215		15:26:44.127
10		2:43.701	55.647	59.944	48.110		15:26:23.951	10			1:01.722	1:03.692			
11			56.284	1:03.239											

88

Pedro Cruz

Citroen C 1

CITY

Pedro Cruz

Lap	D	Time	Sector 1	Sector 2	Sector 3	T. Spd	Elapsed
1		14:55:56.820 P			14:55:56.820		14:55:56.820
2		2:59.229	59.414	1:05.822	53.993		14:58:56.049
3		3:21.064	1:02.734	1:11.725	1:06.605		15:02:17.113
4		3:22.887	1:08.671	1:12.925	1:01.291		15:05:40.000
5		2:57.587	1:01.604	1:02.672	53.311		15:08:37.587
6		9:21.336 P	1:01.208	1:14.751	7:05.377		15:17:58.923
7		3:02.269	1:02.610	1:08.933	50.726		15:21:01.192
8		3:03.276	1:00.248	1:09.948	53.080		15:24:04.468
9		2:55.604	1:00.667	1:02.768	52.169		15:27:00.072
10			1:00.583	1:06.675			

92

Nelson Silva

Citroen C 1

CITY

Nelson Silva

Lap	D	Time	Sector 1	Sector 2	Sector 3	T. Spd	Elapsed
1		14:55:27.626 P			14:55:27.626		14:55:27.626
2		3:03.940	1:03.246	1:06.230	54.464		14:58:31.566
3		3:18.331	1:01.505	1:09.207	1:07.619		15:01:49.897
4		3:26.231	1:10.125	1:16.993	59.113		15:05:16.128
5		2:59.706	1:03.014	1:03.851	52.841		15:08:15.834
6		9:58.587 P	1:01.012	1:13.934	7:43.641		15:18:14.421
7		3:01.059	1:00.005	1:03.790	57.264		15:21:15.480
8		2:59.426	1:01.348	1:04.592	53.486		15:24:14.906
9		2:56.194	1:01.359	1:03.057	51.778		15:27:11.100
10			1:00.998	1:15.036			

95

Lourenço Bartolomeu

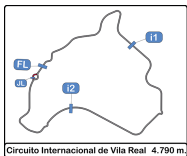
Seat Ibiza 6L

STOCK CUP

Pedro Bartolomeu

Lap	D	Time	Sector 1	Sector 2	Sector 3	T. Spd	Elapsed
1		14:58:24.828 P			14:58:24.828		14:58:24.828
2		3:41.211	1:11.932	1:26.003	1:03.276		15:02:06.039
3		3:26.727	1:12.324	1:13.739	1:00.664		15:05:32.766
4		3:01.763	1:05.732	1:03.155	52.876		15:08:34.529
5		9:38.053 P	59.338	1:11.781	7:26.934		15:18:12.582
6		3:02.598	1:00.001	1:04.207	58.390		15:21:15.180
7		2:56.048	1:00.318	1:03.989	51.741		15:24:11.228
8		2:50.616	58.947	1:01.001	50.668		15:27:01.844
9			1:01.001	1:07.956			





Vila Real
CPVCL 1300
Qualifying
Best Sectors Results



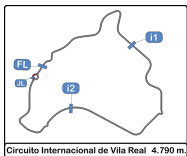
Circuito Internacional de Vila Real 4.780 m

Sector - 1			Sector - 2			Sector - 3			Ideal Lap vs Best Lap		
Clas	Nº Driver	Time	Nº Driver	Time	Nº Driver	Time	Clas	Nº Driver	Ideal Lap	Best Lap	Clas
1	6 Luís Alegria	49.810	25 Jorge Marques	53.907	25 Jorge Marques	44.087	1	25 Jorge Marques	2:28.697	2:28.953	1
2	25 Jorge Marques	50.703	6 Luís Alegria	54.571	6 Luís Alegria	45.174	2	6 Luís Alegria	2:29.555	2:30.783	2
3	36 Marrão - Teixeira	52.257	36 Marrão - Teixeira	56.475	55 João Arantes	47.150	3	55 João Arantes	2:37.205	2:38.362	3
4	55 João Arantes	52.717	85 Miguel Batista - Monteiro	56.553	85 Miguel Batista - Monteiro	47.363	4	85 Miguel Batista - Monteiro	2:37.970	2:38.678	5
5	27 Fernando Morgado	53.038	76 Fonseca - Pinto	56.779	76 Fonseca - Pinto	47.775	5	76 Fonseca - Pinto	2:38.509	2:38.509	4
6	13 João Braga	53.330	55 João Arantes	57.338	33 Sérgio Teixeira	47.827	6	36 Marrão - Teixeira	2:39.022	2:46.384	14
7	76 Fonseca - Pinto	53.955	27 Fernando Morgado	57.658	13 João Braga	48.311	7	27 Fernando Morgado	2:39.142	2:39.520	6
8	85 Miguel Batista - Monteiro	54.054	45 Daniel Gouveia	58.400	27 Fernando Morgado	48.446	8	33 Sérgio Teixeira	2:41.655	2:42.863	7
9	45 Daniel Gouveia	54.893	77 Marques - Santos	58.488	45 Daniel Gouveia	48.514	9	45 Daniel Gouveia	2:41.807	2:45.009	12
10	33 Sérgio Teixeira	54.914	33 Sérgio Teixeira	58.914	77 Marques - Santos	48.664	10	13 João Braga	2:41.820	2:42.986	8
11	69 Paulo Teixeira	54.938	11 Bernardo Kolbe	59.007	11 Bernardo Kolbe	48.933	11	77 Marques - Santos	2:42.716	2:43.882	9
12	78 Daniel Monteiro	55.360	49 Nuno Pinheiro	59.053	50 Pedro Barbosa	49.256	12	11 Bernardo Kolbe	2:43.690	2:43.954	10
13	77 Marques - Santos	55.564	50 Pedro Barbosa	59.525	69 Paulo Teixeira	49.439	13	49 Nuno Pinheiro	2:44.660	2:44.667	11
14	11 Bernardo Kolbe	55.750	78 Daniel Monteiro	59.835	78 Daniel Monteiro	49.661	14	78 Daniel Monteiro	2:44.856	2:46.389	15
15	49 Nuno Pinheiro	55.790	13 João Braga	1:00.179	9 José Manuel Moreira	49.786	15	50 Pedro Barbosa	2:45.144	2:45.144	13
16	50 Pedro Barbosa	56.363	80 Luís Alcino	1:00.884	49 Nuno Pinheiro	49.817	16	69 Paulo Teixeira	2:47.216	2:57.717	24
17	9 José Manuel Moreira	58.293	95 Lourenço Bartolomeu	1:01.001	80 Luís Alcino	50.146	17	9 José Manuel Moreira	2:49.610	2:50.286	17
18	80 Luís Alcino	58.720	9 José Manuel Moreira	1:01.531	36 Marrão - Teixeira	50.290	18	80 Luís Alcino	2:49.750	2:49.968	16
19	95 Lourenço Bartolomeu	58.947	26 Frederico Cruz	1:01.532	26 Frederico Cruz	50.434	19	95 Lourenço Bartolomeu	2:50.616	2:50.616	18
20	26 Frederico Cruz	59.377	88 Pedro Cruz	1:02.672	95 Lourenço Bartolomeu	50.668	20	26 Frederico Cruz	2:51.343	2:51.485	19
21	88 Pedro Cruz	59.414	69 Paulo Teixeira	1:02.839	88 Pedro Cruz	50.726	21	88 Pedro Cruz	2:52.812	2:55.604	20
22	35 Fonseca - Fonseca	59.668	92 Nelson Silva	1:03.057	97 Simplicio Taveira	51.215	22	92 Nelson Silva	2:54.840	2:56.194	21
23	51 Afonso Azevedo	59.779	18 Salvador Novo	1:03.084	92 Nelson Silva	51.778	23	97 Simplicio Taveira	2:55.351	2:56.527	23
24	92 Nelson Silva	1:00.005	97 Simplicio Taveira	1:03.692	52 Carolina Martins	52.105	24	18 Salvador Novo	2:56.179	2:56.239	22
25	52 Carolina Martins	1:00.222	35 Fonseca - Fonseca	1:04.213	18 Salvador Novo	52.433	25	35 Fonseca - Fonseca	2:56.463	3:09.074	29
26	97 Simplicio Taveira	1:00.444	51 Afonso Azevedo	1:04.410	35 Fonseca - Fonseca	52.582	26	52 Carolina Martins	2:56.787	2:59.065	26
27	18 Salvador Novo	1:00.662	52 Carolina Martins	1:04.460	68 Angelo Ribeiro	53.577	27	51 Afonso Azevedo	2:57.814	2:57.814	25
28	68 Angelo Ribeiro	1:01.085	75 Edward Reddick	1:07.609	51 Afonso Azevedo	53.625	28	68 Angelo Ribeiro	3:03.503	3:06.832	28
29	75 Edward Reddick	1:03.238	68 Angelo Ribeiro	1:08.841	75 Edward Reddick	54.576	29	75 Edward Reddick	3:05.423	3:05.855	27
30	8 Paulo Spínola	1:12.015	8 Paulo Spínola	1:17.165	8 Paulo Spínola	1:00.056	30	8 Paulo Spínola	3:29.236	3:37.333	30



VILA REAL
Circuito Internacional





Vila Real
CPVCL 1300
Qualifying
Best 5 Lap Times



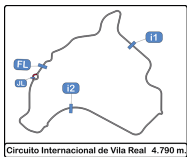
Circuito Internacional de Vila Real 4.780 m

Cl	Nº Entrant/Team	Nat	Driver 1	Nat	Driver 2	Nat	Vehicle	Cat	Cl	Best 1		Best 2		Best 3		Best 4		Best 5	
										Time	Lap	Time	Lap	Time	Lap	Time	Lap	Time	Lap
1	25 Jorge Marques	PT	Jorge Marques	PT			Toyota Starlet 1.3 S	LEGEND	1	2:28.953	9	2:30.489	10	2:35.600	5	2:42.624	8	2:50.226	2
2	6 Luís Alegria	PT	Luís Alegria	PT			Datsun 1200	CLÁSSIC	1	2:30.783	5	2:53.298	2	3:48.572	4				
3	55 João Costa Arantes	PT	João Arantes	PT			Toyota Starlet 1.3 S	LEGEND	2	2:38.362	9	2:38.489	10	2:41.134	5	2:45.870	8	3:01.113	2
4	76 Pedro Fonseca	PT	Pedro Fonseca	PT	PT	Pedro Pinto	Suzuki Swift GTI	LEGEND	3	2:38.509	9	2:39.151	10	2:41.027	8	2:48.521	7	2:49.421	5
5	85 Filipe Monteiro	PT	João Miguel Batista	PT	PT	Filipe Monteiro	Opel Corsa C	STOCK	1	2:38.678	5	2:43.701	10	2:47.112	9	2:48.423	2	2:58.778	8
6	27 Fernando Morgado	PT	Fernando Morgado	PT			Suzuki Swift GTI	LEGEND	4	2:39.520	9	2:42.531	8	2:43.039	5	2:58.715	7	3:06.577	2
7	33 Sérgio Teixeira	PT	Sérgio Teixeira	PT			Datsun 1200	CLÁSSIC	2	2:42.863	8	2:43.155	9	2:49.061	5	2:53.230	7	3:14.744	2
8	13 João Carlos Alves Braga	PT	João Braga	PT			Datsun 1200	CLÁSSIC	3	2:42.986	5	2:43.859	8	2:52.949	7	3:03.343	2	3:22.550	4
9	77 Filipe Marques	PT	Filipe Marques	PT	PT	Nuno Santos	Fiat Punto 85 S	DESAFI	1	2:43.882	9	2:44.101	5	2:45.229	8	2:51.899	2	2:53.211	7
10	11 Bernardo Kolbe	PT	Bernardo Kolbe	PT			Fiat Punto 85 S	DESAFI	2	2:43.954	8	2:44.583	9	2:46.333	5	2:51.109	7	3:02.581	2
11	49 Nuno Pinheiro	PT	Nuno Pinheiro	PT			Fiat Punto 85 S	DESAFI	3	2:44.667	9	2:47.468	5	2:47.828	8	2:58.585	7	3:04.396	2
12	45 Daniel Gouveia	PT	Daniel Gouveia	PT			Fiat Punto 85 S	DESAFI	4	2:45.009	5	3:00.214	2	3:37.518	4				
13	50 Pedro Barbosa	PT	Pedro Barbosa	PT			Fiat Punto 85 S	DESAFI	5	2:45.144	9	2:47.575	8	2:47.878	5	2:51.101	7	3:03.067	2
14	36 Francisco Marrão	PT	Francisco Marrão	PT	PT	Samuel Teixeira	Datsun 1200	CLÁSSIC	4	2:46.384	8	2:50.930	7	2:52.396	2	3:24.126	6	6:13.323	4
15	78 Daniel Monteiro	PT	Daniel Monteiro	PT			Fiat Punto 85 S	DESAFI	6	2:46.389	6	2:47.446	5	3:02.390	2	3:05.385	4	8:45.421	3
16	80 Luís Alcino	PT	Luís Alcino	PT			Citroen C 1	CITY	1	2:49.968	8	2:52.832	5	3:02.218	7	3:04.994	9	3:08.352	2
17	9 José Manuel Moreira	PT	José Manuel Moreira	PT			Toyota Starlet 1.3 S	LEGEND	5	2:50.286	9	2:51.598	8	2:55.096	5	2:57.784	7	3:20.406	4
18	95 Pedro Bartolomeu	PT	Lourenço Bartolomeu	PT			Seat Ibiza 6L	STOCK	2	2:50.616	8	2:56.048	7	3:01.763	4	3:02.598	6	3:26.727	3
19	26 Frederico Cruz	PT	Frederico Cruz	PT			Citroen C 1	CITY	2	2:51.485	8	2:53.287	5	2:55.736	9	2:59.990	2	3:07.134	7
20	88 Pedro Cruz	PT	Pedro Cruz	PT			Citroen C 1	CITY	3	2:55.604	9	2:57.587	5	2:59.229	2	3:02.269	7	3:03.276	8
21	92 Nelson Silva	PT	Nelson Silva	PT			Citroen C 1	CITY	4	2:56.194	9	2:59.426	8	2:59.706	5	3:01.059	7	3:03.940	2
22	18 Paula Novo	PT	Salvador Novo	PT			Citroen C 1	CITY	5	2:56.239	9	2:58.849	8	2:59.583	5	3:01.770	7	3:06.986	2
23	97 Simplicio Taveira	PT	Simplicio Taveira	PT			Citroen C 1	CITY	6	2:56.527	9	2:58.288	5	2:59.355	8	3:00.290	7	3:11.844	2
24	69 Paulo Teixeira	PT	Paulo Teixeira	PT			Citroen AX	LEGEND	6	2:57.717	4	3:09.906	2	12:16.34	5				
25	51 João Azevedo	PT	Afonso Azevedo	PT			Peugeot 107	CITY	7	2:57.814	3	26:04.59	2						
26	52 Carolina Martins	PT	Carolina Martins	PT			Fiat Punto 85 S	DESAFI	7	2:59.065	5	3:08.566	2	3:18.085	7	3:20.281	4	9:46.250	6
27	75 Edward Reddick	PT	Edward Reddick	PT			Citroen C 1	CITY	8	3:05.855	9	3:07.497	8	3:12.121	7	3:12.363	5	3:13.911	2
28	68 Angelo Ribeiro	PT	Angelo Ribeiro	PT			Ford Escort 1.3	CLÁSSIC	5	3:06.832	5	3:09.535	7	3:14.488	8	3:21.079	9	3:35.011	4
29	35 Andreia Fonseca	PT	Andreia Fonseca	PT	PT	Rui Fonseca	Toyota Starlet 1.3 S	LEGEND	7	3:09.074	2	3:23.868	4	3:31.689	8	3:35.291	6	3:35.687	7
30	8 Paulo Spinola	PT	Paulo Spinola	PT			Fiat 127	CLÁSSIC	6	3:37.333	2	4:01.863	4	17:21.01	3				



VILA REAL
Circuito Internacional





Circuito Internacional de Vila Real 4.780 m

Vila Real
 CPVCL 1300
 Qualifying
 Fastest Laps Sequence

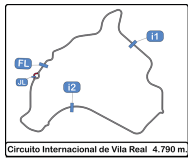


Lap	Time of Day	Session Time	Nº Entrant/Team	Nat	Driver 1	Nat	Driver 2	Nat	Vehicle	Cat	Time	Km/h
2	14:58:11.852	3:11.852	6 Luís Alegria		Luís Alegria				Datsun 1200	CLÁSSI	2:53.298	99.5
2	14:58:12.783	3:12.783	25 Jorge Marques		Jorge Marques				Toyota Starlet 1.3 S	LEGEND	2:50.226	101.3
2	14:58:14.268	3:14.268	85 Filipe Monteiro		João Miguel Batista		Filipe Monteiro		Opel Corsa C	STOCK	2:48.423	102.3
5	15:07:15.014	12:15.014	6 Luís Alegria		Luís Alegria				Datsun 1200	CLÁSSI	2:30.783	114.3
9	15:23:15.116	28:15.116	25 Jorge Marques		Jorge Marques				Toyota Starlet 1.3 S	LEGEND	2:28.953	115.7



VILA REAL
 Circuito Internacional





Vila Real
CPVCL 1300
Qualifying
Pit Stop Analysis



8 Paulo Spínola Fiat 127

CLÁSSICOS Paulo Spínola							
Nº	In Day Time	In Time	Out Time	Pit Time	T. Pit Time	Handicap	Diff.
1	15:03:51.955	15:03:51.955	15:17:20.763	13:28.808	13:28.808		

9 José Manuel Moreira Toyota Starlet 1.3 S

LEGENDS 1 José Manuel Moreira							
Nº	In Day Time	In Time	Out Time	Pit Time	T. Pit Time	Handicap	Diff.
1	15:11:52.704	15:11:52.704	15:18:27.176	6:34.472	6:34.472		

11 Bernardo Kolbe Fiat Punto 85 S

DESAFIO A Bernardo Kolbe							
Nº	In Day Time	In Time	Out Time	Pit Time	T. Pit Time	Handicap	Diff.
1	15:10:22.703	15:10:22.703	15:17:46.185	7:23.482	7:23.482		

13 João Braga Datsun 1200

CLÁSSICOS João Carlos Alves Braga							
Nº	In Day Time	In Time	Out Time	Pit Time	T. Pit Time	Handicap	Diff.
1	15:12:07.498	15:12:07.498	15:17:51.392	5:43.894	5:43.894		
2	15:26:42.104	15:26:42.104	15:28:20.532	1:38.428	7:22.322		

18 Salvador Novo Citroen C 1

CITY Paula Novo							
Nº	In Day Time	In Time	Out Time	Pit Time	T. Pit Time	Handicap	Diff.
1	15:12:53.747	15:12:53.747	15:17:49.018	4:55.271	4:55.271		

25 Jorge Marques Toyota Starlet 1.3 S

LEGENDS 1 Jorge Marques							
Nº	In Day Time	In Time	Out Time	Pit Time	T. Pit Time	Handicap	Diff.
1	15:14:01.926	15:14:01.926	15:18:03.539	4:01.613	4:01.613		

26 Frederico Cruz Citroen C 1

CITY Frederico Cruz							
Nº	In Day Time	In Time	Out Time	Pit Time	T. Pit Time	Handicap	Diff.
1	15:11:51.169	15:11:51.169	15:17:50.252	5:59.083	5:59.083		

27 Fernando Morgado Suzuki Swift GTI

LEGENDS 1 Fernando Morgado							
Nº	In Day Time	In Time	Out Time	Pit Time	T. Pit Time	Handicap	Diff.
1	15:10:47.670	15:10:47.670	15:17:53.345	7:05.675	7:05.675		

33 Sérgio Teixeira Datsun 1200

CLÁSSICOS Sérgio Teixeira							
Nº	In Day Time	In Time	Out Time	Pit Time	T. Pit Time	Handicap	Diff.
1	15:11:09.248	15:11:09.248	15:17:55.675	6:46.427	6:46.427		

35 Andreia Fonseca Toyota Starlet 1.3 S

LEGENDS 1 Rui Fonseca Andreia Fonseca							
Nº	In Day Time	In Time	Out Time	Pit Time	T. Pit Time	Handicap	Diff.
1	15:08:24.539	15:08:24.539	15:17:45.016	9:20.477	9:20.477		

36 Francisco Marrão Datsun 1200

CLÁSSICOS Samuel Teixeira Francisco Marrão							
Nº	In Day Time	In Time	Out Time	Pit Time	T. Pit Time	Handicap	Diff.
1	15:04:42.759	15:04:42.759	15:07:26.139	2:43.380	2:43.380		
2	15:10:26.675	15:10:26.675	15:18:19.237	7:52.562	10:35.942		

49 Nuno Pinheiro Fiat Punto 85 S

DESAFIO A Nuno Pinheiro							
Nº	In Day Time	In Time	Out Time	Pit Time	T. Pit Time	Handicap	Diff.
1	15:11:36.538	15:11:36.538	15:18:24.885	6:48.347	6:48.347		

50 Pedro Barbosa Fiat Punto 85 S

DESAFIO A Pedro Barbosa							
Nº	In Day Time	In Time	Out Time	Pit Time	T. Pit Time	Handicap	Diff.
1	15:11:39.469	15:11:39.469	15:18:25.815	6:46.346	6:46.346		

51 Afonso Azevedo Peugeot 107

CITY João Azevedo							
Nº	In Day Time	In Time	Out Time	Pit Time	T. Pit Time	Handicap	Diff.
1	15:04:38.583	15:04:38.583	15:22:48.652	18:10.069	18:10.069		

52 Carolina Martins Fiat Punto 85 S

DESAFIO A Carolina Martins							
Nº	In Day Time	In Time	Out Time	Pit Time	T. Pit Time	Handicap	Diff.
1	15:12:00.046	15:12:00.046	15:18:21.717	6:21.671	6:21.671		

55 João Arantes Toyota Starlet 1.3 S

LEGENDS 1 João Costa Arantes							
Nº	In Day Time	In Time	Out Time	Pit Time	T. Pit Time	Handicap	Diff.
1	15:14:05.444	15:14:05.444	15:18:05.310	3:59.866	3:59.866		

68 Angelo Ribeiro Ford Escort 1.3

CLÁSSICOS Angelo Ribeiro							
Nº	In Day Time	In Time	Out Time	Pit Time	T. Pit Time	Handicap	Diff.
1	15:12:58.168	15:12:58.168	15:18:28.927	5:30.759	5:30.759		

69 Paulo Teixeira Citroen AX

LEGENDS 1 Paulo Teixeira							
Nº	In Day Time	In Time	Out Time	Pit Time	T. Pit Time	Handicap	Diff.
1	15:09:41.328	15:09:41.328	15:19:11.052	9:29.724	9:29.724		

75 Edward Reddick Citroen C 1

CITY Edward Reddick							
Nº	In Day Time	In Time	Out Time	Pit Time	T. Pit Time	Handicap	Diff.
1	15:13:30.736	15:13:30.736	15:17:56.466	4:25.730	4:25.730		

76 Pedro Fonseca Suzuki Swift GTI

LEGENDS 1 Pedro Pinto Pedro Fonseca							
Nº	In Day Time	In Time	Out Time	Pit Time	T. Pit Time	Handicap	Diff.
1	15:10:56.187	15:10:56.187	15:17:40.693	6:44.506	6:44.506		

77 Filipe Marques Fiat Punto 85 S

DESAFIO A Nuno Santos Filipe Marques							
Nº	In Day Time	In Time	Out Time	Pit Time	T. Pit Time	Handicap	Diff.
1	15:10:39.399	15:10:39.399	15:18:01.511	7:22.112	7:22.112		

78 Daniel Monteiro Fiat Punto 85 S

DESAFIO A Daniel Monteiro							
Nº	In Day Time	In Time	Out Time	Pit Time	T. Pit Time	Handicap	Diff.
1	15:12:51.051	15:12:51.051	15:18:00.057	5:09.006	5:09.006		

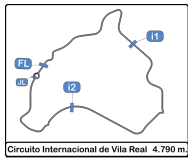
80 Luís Alcino Citroen C 1

CITY Luís Alcino							
Nº	In Day Time	In Time	Out Time	Pit Time	T. Pit Time	Handicap	Diff.
1	15:11:57.146	15:11:57.146	15:17:57.673	6:00.527	6:00.527		

85 João Miguel Batista Opel Corsa C

STOCK CUP Filipe Monteiro Filipe Monteiro							
Nº	In Day Time	In Time	Out Time	Pit Time	T. Pit Time	Handicap	Diff.
1	15:14:03.691	15:14:03.691	15:17:54.360	3:50.669	3:50.669		





Vila Real
 CPVCL 1300
 Qualifying
 Pit Stop Analysis



Circuito Internacional de Vila Real 4.790 m

88 Pedro Cruz Citroen C 1

CITY Pedro Cruz

Nº	In Day Time	In Time	Out Time	Pit Time	T. Pit Time	Handicap	Diff.
1	15:11:58.738	15:11:58.738	15:17:58.923	6:00.185	6:00.185		

92 Nelson Silva Citroen C 1

CITY Nelson Silva

Nº	In Day Time	In Time	Out Time	Pit Time	T. Pit Time	Handicap	Diff.
1	15:11:33.952	15:11:33.952	15:18:14.421	6:40.469	6:40.469		

95 Lourenço Bartolomeu Seat Ibiza 6L

STOCK CUP Pedro Bartolomeu

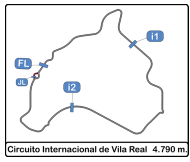
Nº	In Day Time	In Time	Out Time	Pit Time	T. Pit Time	Handicap	Diff.
1	15:11:54.135	15:11:54.135	15:18:12.582	6:18.447	6:18.447		

97 Simplicio Taveira Citroen C 1

CITY Simplicio Taveira

Nº	In Day Time	In Time	Out Time	Pit Time	T. Pit Time	Handicap	Diff.
1	15:11:37.874	15:11:37.874	15:17:47.955	6:10.081	6:10.081		

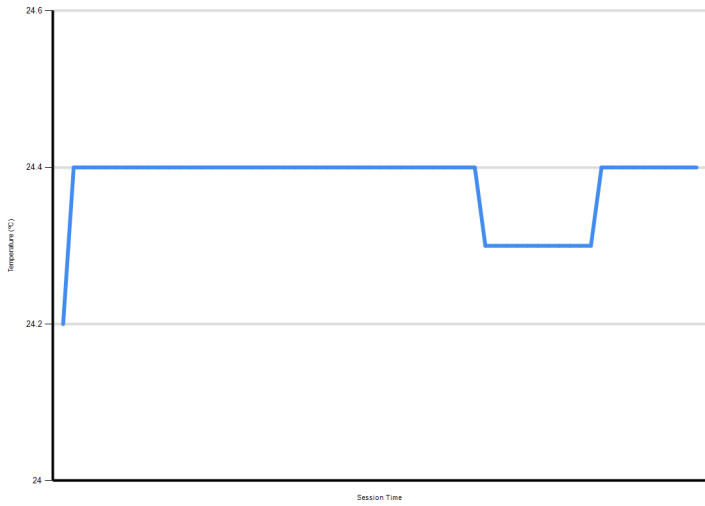




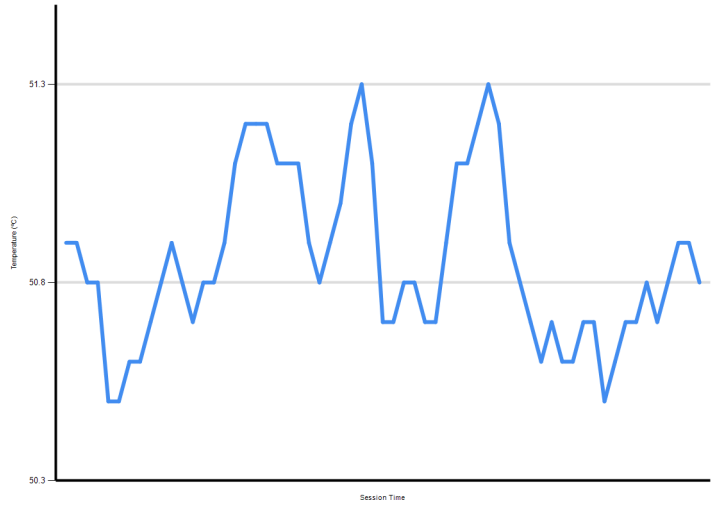
Vila Real CPVCL 1300 Qualifying Weather Report



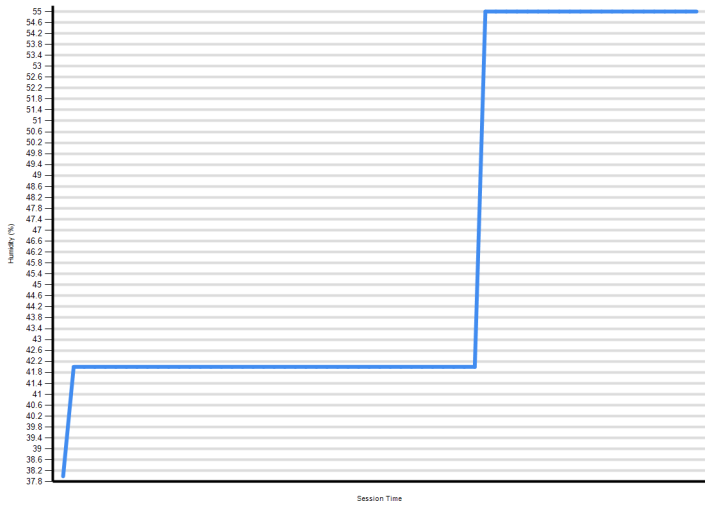
Air Temperature



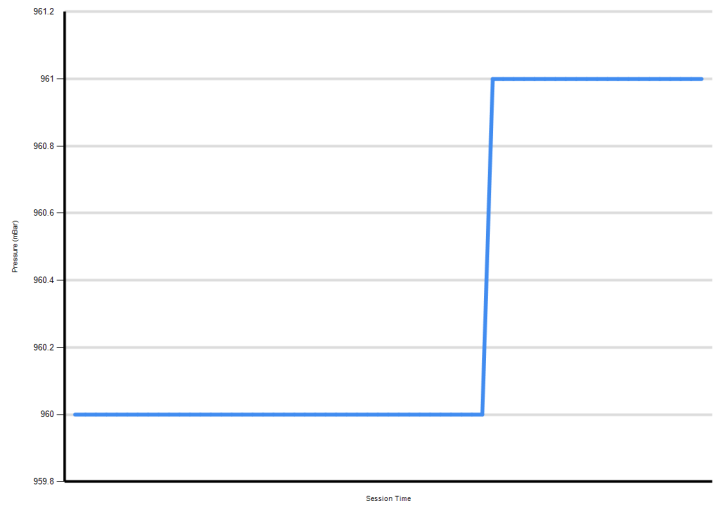
Track Temperature




Humidity



Pressure



Wind Speed



Wind direction

