

Vila Real  
CPVCL 1300  
Race - 1



Provisional Results

Cls	Nº	Entrant/Team	Nat	Driver 1	Nat	Driver 2	Nat	Vehicle	Cat	Cl	Laps	Total Time	Gap	Interval	Km/h	Best	Time	Km/h
1	6	Luís Alegria	PT	Luís Alegria	PT			Datsun 1200	CLÁSSIC	1	8	27:20.511			83.4	6	2:28.855	114.9
2	25	Jorge Marques	PT	Jorge Marques	PT			Toyota Starlet 1.3 S	LEGEND	1	8	27:23.016	2.505	2.505	83.3	8	2:29.543	114.4
3	55	João Costa Arantes	PT	João Arantes	PT			Toyota Starlet 1.3 S	LEGEND	2	8	27:47.229	26.718	24.213	82.1	8	2:36.636	109.2
4	85	Filipe Monteiro	PT	<b>João Miguel Batista</b>	PT	Filipe Monteiro	PT	Opel Corsa C	STOCK	1	8	27:49.730	29.219	2.501	82.0	6	2:37.640	108.5
5	27	Fernando Morgado	PT	Fernando Morgado	PT			Suzuki Swift GTI	LEGEND	3	8	27:58.869	38.358	9.139	81.5	6	2:40.136	106.8
6	77	Filipe Marques	PT	<b>Filipe Marques</b>	PT	Nuno Santos	PT	Fiat Punto 85 S	DESAFI	1	8	28:01.781	41.270	2.912	81.4	8	2:41.366	106.0
7	33	Sérgio Teixeira	PT	Sérgio Teixeira	PT			Datsun 1200	CLÁSSIC	2	8	28:02.223	41.712	0.442	81.4	8	2:41.124	106.2
8	45	Daniel Gouveia	PT	Daniel Gouveia	PT			Fiat Punto 85 S	DESAFI	2	8	28:02.557	42.046	0.334	81.3	8	2:40.522	106.6
9	69	Paulo Teixeira	PT	Paulo Teixeira	PT			Citroen AX	LEGEND	4	8	28:10.590	50.079	8.033	81.0	8	2:41.383	106.0
10	49	Nuno Pinheiro	PT	Nuno Pinheiro	PT			Fiat Punto 85 S	DESAFI	3	8	28:13.605	53.094	3.015	80.8	8	2:42.667	105.2
11	36	Francisco Marrão	PT	<b>Francisco Marrão</b>	PT	Samuel Teixeira	PT	Datsun 1200	CLÁSSIC	3	8	28:14.954	54.443	1.349	80.7	8	2:41.992	105.6
12	78	Daniel Monteiro	PT	Daniel Monteiro	PT			Fiat Punto 85 S	DESAFI	4	8	28:15.610	55.099	0.656	80.7	8	2:42.189	105.5
13	50	Pedro Barbosa	PT	Pedro Barbosa	PT			Fiat Punto 85 S	DESAFI	5	8	28:16.812	56.301	1.202	80.7	8	2:42.940	105.0
14	11	Bernardo Kolbe	PT	Bernardo Kolbe	PT			Fiat Punto 85 S	DESAFI	6	8	28:18.266	57.755	1.454	80.6	6	2:45.016	103.7
15	95	Pedro Bartolomeu	PT	Lourenço Bartolomeu	PT			Seat Ibiza 6L	STOCK	2	8	28:28.258	1:07.747	9.992	80.1	7	2:47.606	102.1
16	26	Frederico Cruz	PT	Frederico Cruz	PT			Citroen C 1	CITY	1	8	28:34.889	1:14.378	6.631	79.8	6	2:48.948	101.3
17	80	Luís Alcino	PT	Luís Alcino	PT			Citroen C 1	CITY	2	8	28:35.202	1:14.691	0.313	79.8	6	2:49.699	100.8
18	52	Carolina Martins	PT	Carolina Martins	PT			Fiat Punto 85 S	DESAFI	7	8	28:39.555	1:19.044	4.353	79.6	6	2:50.533	100.3
19	51	João Azevedo	PT	Afonso Azevedo	PT			Peugeot 107	CITY	3	8	28:40.945	1:20.434	1.390	79.5	8	2:50.058	100.6
20	88	Pedro Cruz	PT	Pedro Cruz	PT			Citroen C 1	CITY	4	8	28:53.122	1:32.611	12.177	79.0	7	2:54.077	98.3
21	18	Paula Novo	PT	Salvador Novo	PT			Citroen C 1	CITY	5	8	28:56.657	1:36.146	3.535	78.8	8	2:55.131	97.7
22	92	Nelson Silva	PT	Nelson Silva	PT			Citroen C 1	CITY	6	8	28:57.435	1:36.924	0.778	78.8	8	2:55.325	97.6
23	97	Simplicio Taveira	PT	Simplicio Taveira	PT			Citroen C 1	CITY	7	8	28:57.877	1:37.366	0.442	78.7	8	2:55.202	97.7
24	35	Andreia Fonseca	PT	<b>Andreia Fonseca</b>	PT	Rui Fonseca	PT	Toyota Starlet 1.3 S	LEGEND	5	8	29:16.410	1:55.899	18.533	77.9	6	2:59.142	95.5
25	68	Angelo Ribeiro	PT	Angelo Ribeiro	PT			Ford Escort 1.3	CLÁSSIC	4	8	29:26.429	2:05.918	10.019	77.5	8	2:58.747	95.7
26	75	Edward Reddick	PT	Edward Reddick	PT			Citroen C 1	CITY	8	8	29:31.027	2:10.516	4.598	77.3	6	3:05.020	92.5
27	8	Paulo Spinola	PT	Paulo Spinola	PT			Fiat 127	CLÁSSIC	5	7	27:26.113	1 Lap	1 Lap	72.7	6	3:16.493	87.1

Not classified: (Requirements: 75% of number laps of leader = 6 Laps)

76	Pedro Fonseca	PT	<b>Pedro Fonseca</b>	PT	Pedro Pinto	PT	Suzuki Swift GTI	LEGEND	6	2	7:59.498	6 Laps	5 Laps	71.3	1	3:33.626	80.1
13	João Carlos Alves Braga	PT	João Braga	PT			Datsun 1200	CLÁSSIC	6	1	3:36.347	7 Laps	1 Lap	79.1	1	3:36.347	79.1
9	José Manuel Moreira	PT	José Manuel Moreira	PT			Toyota Starlet 1.3 S	LEGEND	7								

Fastest lap Luís Alegria in 2:28.855 at 114.9 Km/h in lap 6

CLÁSSIC	COS	6	Luís Alegria	PT	Luís Alegria	PT									Datsun 1200	6	2:28.855	114.9
---------	-----	---	--------------	----	--------------	----	--	--	--	--	--	--	--	--	-------------	---	----------	-------

Published at:.....

Track Temp: 25.1 °C Air Temp: 21.9 °C Humidity: 64 % Track Status: DRY

Race Director:

Pedro Lima

DCI PT26/1223

Timekeeper:

Paula García Viñas

JCR-04389-ESP/M



VILA REAL  
Circuito Internacional














Vila Real  
CPVCL 1300  
Race - 1



Provisional Results

LEGEND S 1300	25	Jorge Marques	 PRT	Jorge Marques	 PRT						Toyota Starlet 1.3 S	8	2:29.543	114.4
STOCK CUP	85	Filipe Monteiro	 PRT	João Miguel Batista	 PRT		Filipe Monteiro	 PRT			Opel Corsa C	6	2:37.640	108.5
DESAFIO ANPAC	45	Daniel Gouveia	 PRT	Daniel Gouveia	 PRT						Fiat Punto 85 S	8	2:40.522	106.6
CITY	26	Frederico Cruz	 PRT	Frederico Cruz	 PRT						Citroen C 1	6	2:48.948	101.3

Published at:.....

Track Temp: 25.1 °C Air Temp: 21.9 °C Humidity: 64 % Track Status: DRY

Race Director:

Pedro Lima

DCI PT26/1223

Timekeeper:

Paula García Viñas

JCR-04389-ESP/M



VILA REAL  
Circuito Internacional





Vila Real  
CPVCL 1300

Race - 1

Provisional Results by Category



Circuito Internacional de Vila Real 4.755 m.

CLÁSSICOS																		
Cls	Nº	Entrant/Team	Nat	Driver 1	Nat	Driver 2	Nat	Vehicle	Cat	Cl	Laps	Total Time	Gap	Interval	Km/h	Best	Time	Km/h
1	6	Luis Alegria		Luis Alegria				Datsun 1200	CLÁSSIC	1	8	27:20.511			83.4	6	2:28.855	114.9
2	33	Sérgio Teixeira		Sérgio Teixeira				Datsun 1200	CLÁSSIC	2	8	28:02.223	41.712	41.712	81.4	8	2:41.124	106.2
3	36	Francisco Marrão		<b>Francisco Marrão</b>		Samuel Teixeira		Datsun 1200	CLÁSSIC	3	8	28:14.954	54.443	12.731	80.7	8	2:41.992	105.6
4	68	Angelo Ribeiro		Angelo Ribeiro				Ford Escort 1.3	CLÁSSIC	4	8	29:26.429	2:05.918	1:11.475	77.5	8	2:41.992	95.7
5	8	Paulo Spinola		Paulo Spinola				Fiat 127	CLÁSSIC	5	7	27:26.113	1 Lap	1 Lap	72.7	6	3:16.493	87.1
<b>Not classified: (Requirements: 75% of number laps of leader = 6 Laps)</b>																		
13		João Carlos Alves Braga		João Braga				Datsun 1200	CLÁSSIC	6	1	3:36.347	7 Laps	6 Laps	79.1	1	3:36.347	79.1

LEGENDS 1300																		
Cls	Nº	Entrant/Team	Nat	Driver 1	Nat	Driver 2	Nat	Vehicle	Cat	Cl	Laps	Total Time	Gap	Interval	Km/h	Best	Time	Km/h
1	25	Jorge Marques		Jorge Marques				Toyota Starlet 1.3 S	LEGEND	1	8	27:23.016			83.3	8	2:29.543	114.4
2	55	João Costa Arantes		João Arantes				Toyota Starlet 1.3 S	LEGEND	2	8	27:47.229	24.213	24.213	82.1	8	2:36.636	109.2
3	27	Fernando Morgado		Fernando Morgado				Suzuki Swift GTI	LEGEND	3	8	27:58.869	35.853	11.640	81.5	6	2:40.136	106.8
4	69	Paulo Teixeira		Paulo Teixeira				Citroen AX	LEGEND	4	8	28:10.590	47.574	11.721	81.0	8	2:41.383	106.0
5	35	Andreia Fonseca		<b>Andreia Fonseca</b>		Rui Fonseca		Toyota Starlet 1.3 S	LEGEND	5	8	29:16.410	1:53.394	1:05.820	77.9	6	2:59.142	95.5
<b>Not classified: (Requirements: 75% of number laps of leader = 6 Laps)</b>																		
76		Pedro Fonseca		<b>Pedro Fonseca</b>		Pedro Pinto		Suzuki Swift GTI	LEGEND	6	2	7:59.498	6 Laps	6 Laps	71.3	1	3:33.626	80.1
9		José Manuel Moreira		José Manuel Moreira				Toyota Starlet 1.3 S	LEGEND	7								

STOCK CUP																		
Cls	Nº	Entrant/Team	Nat	Driver 1	Nat	Driver 2	Nat	Vehicle	Cat	Cl	Laps	Total Time	Gap	Interval	Km/h	Best	Time	Km/h
1	85	Filipe Monteiro		<b>João Miguel Batista</b>		Filipe Monteiro		Opel Corsa C	STOCK	1	8	27:49.730			82.0	6	2:37.640	108.5
2	95	Pedro Bartolomeu		Lourenço Bartolomeu				Seat Ibiza 6L	STOCK	2	8	28:28.258	38.528	38.528	80.1	7	2:47.606	102.1

DESAFIO ANPAC																		
Cls	Nº	Entrant/Team	Nat	Driver 1	Nat	Driver 2	Nat	Vehicle	Cat	Cl	Laps	Total Time	Gap	Interval	Km/h	Best	Time	Km/h
1	77	Filipe Marques		<b>Filipe Marques</b>		Nuno Santos		Fiat Punto 85 S	DESAFI	1	8	28:01.781			81.4	8	2:41.366	106.0
2	45	Daniel Gouveia		Daniel Gouveia				Fiat Punto 85 S	DESAFI	2	8	28:02.557	0.776	0.776	81.3	8	2:40.522	106.6
3	49	Nuno Pinheiro		Nuno Pinheiro				Fiat Punto 85 S	DESAFI	3	8	28:13.605	11.824	11.048	80.8	8	2:42.667	105.2
4	78	Daniel Monteiro		Daniel Monteiro				Fiat Punto 85 S	DESAFI	4	8	28:15.610	13.829	2.005	80.7	8	2:42.189	105.5
5	50	Pedro Barbosa		Pedro Barbosa				Fiat Punto 85 S	DESAFI	5	8	28:16.812	15.031	1.202	80.7	8	2:42.940	105.0
6	11	Bernardo Kolbe		Bernardo Kolbe				Fiat Punto 85 S	DESAFI	6	8	28:18.266	16.485	1.454	80.6	6	2:45.016	103.7
7	52	Carolina Martins		Carolina Martins				Fiat Punto 85 S	DESAFI	7	8	28:39.555	37.774	21.289	79.6	6	2:50.533	100.3

Published at:.....

Track Temp: 25.1 °C Air Temp: 21.9 °C Humidity: 64 % Track Status: DRY

<b>Race Director:</b>	Pedro Lima DCI PT26/1223	<b>Timekeeper:</b>	Paula García Viñas JCR-04389-ESP/M
-----------------------	-----------------------------	--------------------	---------------------------------------



VILA REAL  
Circuito Internacional





Vila Real  
CPVCL 1300  
Race - 1



Provisional Results by Category

CITY																		
Cls	Nº	Entrant/Team	Nat	Driver 1	Nat	Driver 2	Nat	Vehicle	Cat	Cl	Laps	Total Time	Gap	Interval	Km/h	Best	Time	Km/h
1	26	Frederico Cruz		Frederico Cruz				Citroen C 1	CITY	1	8	<b>28:34.889</b>			79.8	6	2:48.948	101.3
2	80	Luís Alcino		Luís Alcino				Citroen C 1	CITY	2	8	<b>28:35.202</b>	0.313	0.313	79.8	6	2:49.699	100.8
3	51	João Azevedo		Afonso Azevedo				Peugeot 107	CITY	3	8	<b>28:40.945</b>	6.056	5.743	79.5	8	2:50.058	100.6
4	88	Pedro Cruz		Pedro Cruz				Citroen C 1	CITY	4	8	<b>28:53.122</b>	18.233	12.177	79.0	7	2:54.077	98.3
5	18	Paula Novo		Salvador Novo				Citroen C 1	CITY	5	8	<b>28:56.657</b>	21.768	3.535	78.8	8	2:55.131	97.7
6	92	Nelson Silva		Nelson Silva				Citroen C 1	CITY	6	8	<b>28:57.435</b>	22.546	0.778	78.8	8	2:55.325	97.6
7	97	Simplicio Taveira		Simplicio Taveira				Citroen C 1	CITY	7	8	<b>28:57.877</b>	22.988	0.442	78.7	8	2:55.202	97.7
8	75	Edward Reddick		Edward Reddick				Citroen C 1	CITY	8	8	<b>29:31.027</b>	56.138	33.150	77.3	6	3:05.020	92.5

Fastest lap Luís Alegria in 2:28.855 at 114.9 Km/h in lap 6

Published at:.....

Track Temp: 25.1 °C Air Temp: 21.9 °C Humidity: 64 % Track Status: DRY

Race Director:

Pedro Lima

DCI PT26/1223

Timekeeper:

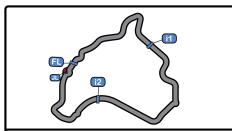
Paula García Viñas

JCR-04389-ESP/M



VILA REAL  
Circuito Internacional





Vila Real  
CPVCL 1300  
Race - 1



Circuito Internacional de Vila Real 4.755 m

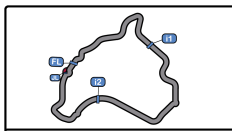
Provisional Classification by Driver Fastest Lap

Clas	Nº	Entrant/Team	Nat	Vehicle	Driver	Nat	Cat	Clas	Laps	Best	Time	Gap	Interval	Km/h
1	6	Luís Alegria		Datsun 1200	Luís Alegria		CLÁSSI	1	8	6	2:28.855			114.9
2	25	Jorge Marques		Toyota Starlet 1.3 S	Jorge Marques		LEGEN	1	8	8	2:29.543	0.688	0.688	114.4
3	55	João Costa Arantes		Toyota Starlet 1.3 S	João Arantes		LEGEN	2	8	8	2:36.636	7.781	7.093	109.2
4	85	Filipe Monteiro		Opel Corsa C	João Miguel Batista		STOCK	1	7	5	2:37.640	8.785	1.004	108.5
5	27	Fernando Morgado		Suzuki Swift GTI	Fernando Morgado		LEGEN	3	8	6	2:40.136	11.281	2.496	106.8
6	45	Daniel Gouveia		Fiat Punto 85 S	Daniel Gouveia		DESAFI	1	8	8	2:40.522	11.667	0.386	106.6
7	33	Sérgio Teixeira		Datsun 1200	Sérgio Teixeira		CLÁSSI	2	8	8	2:41.124	12.269	0.602	106.2
8	77	Filipe Marques		Fiat Punto 85 S	Filipe Marques		DESAFI	2	7	7	2:41.366	12.511	0.242	106.0
9	69	Paulo Teixeira		Citroen AX	Paulo Teixeira		LEGEN	4	8	8	2:41.383	12.528	0.017	106.0
10	36	Francisco Marrão		Datsun 1200	Francisco Marrão		CLÁSSI	3	7	7	2:41.992	13.137	0.609	105.6
11	78	Daniel Monteiro		Fiat Punto 85 S	Daniel Monteiro		DESAFI	3	8	8	2:42.189	13.334	0.197	105.5
12	49	Nuno Pinheiro		Fiat Punto 85 S	Nuno Pinheiro		DESAFI	4	8	8	2:42.667	13.812	0.478	105.2
13	50	Pedro Barbosa		Fiat Punto 85 S	Pedro Barbosa		DESAFI	5	8	8	2:42.940	14.085	0.273	105.0
14	11	Bernardo Kolbe		Fiat Punto 85 S	Bernardo Kolbe		DESAFI	6	8	6	2:45.016	16.161	2.076	103.7
15	95	Pedro Bartolomeu		Seat Ibiza 6L	Lourenço Bartolomeu		STOCK	2	8	7	2:47.606	18.751	2.590	102.1
16	26	Frederico Cruz		Citroen C 1	Frederico Cruz		CITY	1	8	6	2:48.948	20.093	1.342	101.3
17	80	Luís Alcino		Citroen C 1	Luís Alcino		CITY	2	8	6	2:49.699	20.844	0.751	100.8
18	51	João Azevedo		Peugeot 107	Afonso Azevedo		CITY	3	8	8	2:50.058	21.203	0.359	100.6
19	52	Carolina Martins		Fiat Punto 85 S	Carolina Martins		DESAFI	7	8	6	2:50.533	21.678	0.475	100.3
20	88	Pedro Cruz		Citroen C 1	Pedro Cruz		CITY	4	8	7	2:54.077	25.222	3.544	98.3
21	18	Paula Novo		Citroen C 1	Salvador Novo		CITY	5	8	8	2:55.131	26.276	1.054	97.7
22	97	Simplicio Taveira		Citroen C 1	Simplicio Taveira		CITY	6	8	8	2:55.202	26.347	0.071	97.7
23	92	Nelson Silva		Citroen C 1	Nelson Silva		CITY	7	8	8	2:55.325	26.470	0.123	97.6
24	68	Angelo Ribeiro		Ford Escort 1.3	Angelo Ribeiro		CLÁSSI	4	8	8	2:58.747	29.892	3.422	95.7
25	35	Andreia Fonseca		Toyota Starlet 1.3 S	Andreia Fonseca		LEGEN	5	7	5	2:59.142	30.287	0.395	95.5
26	75	Edward Reddick		Citroen C 1	Edward Reddick		CITY	8	8	6	3:05.020	36.165	5.878	92.5
27	8	Paulo Spínola		Fiat 127	Paulo Spínola		CLÁSSI	5	7	6	3:16.493	47.638	11.473	87.1
28	76	Pedro Fonseca		Suzuki Swift GTI	Fonseca - Pinto		LEGEN	6	1	1	3:33.626	1:04.771	17.133	80.1
29	85	Filipe Monteiro		Opel Corsa C	Miguel Batista - Monteiro		STOCK	3	1	1	3:34.597	1:05.742	0.971	79.7
30	13	João Carlos Alves Braga		Datsun 1200	João Braga		CLÁSSI	6	1	1	3:36.347	1:07.492	1.750	79.1
31	77	Filipe Marques		Fiat Punto 85 S	Marques - Santos		DESAFI	8	1	1	3:36.947	1:08.092	0.600	78.9
32	36	Francisco Marrão		Datsun 1200	Marrão - Teixeira		CLÁSSI	7	1	1	3:41.166	1:12.311	4.219	77.3
33	35	Andreia Fonseca		Toyota Starlet 1.3 S	Fonseca - Fonseca		LEGEN	7	1	1	3:54.745	1:25.890	13.579	72.9
34	76	Pedro Fonseca		Suzuki Swift GTI	Pedro Fonseca		LEGEN	8	1	1	7:59.498	5:30.643	4:04.753	35.6



VILA REAL  
Circuito Internacional





Vila Real  
CPVCL 1300  
Race - 1



Distance and Speed Average

Circuito Internacional de Vila Real 4.755 m.

Cls	Nº	Entrant/Team	Nat	Driver 1	Nat	Driver 2	Nat	Vehicle	Cat	Cls	Laps	Distance	Total Time	Km/h
1	6	Luís Alegria		Luís Alegria				Datsun 1200	CLÁSSI	1	8	38.04	27:20.511	83.4
2	25	Jorge Marques		Jorge Marques				Toyota Starlet 1.3 S	LEGEND	1	8	38.04	27:23.016	83.3
3	55	João Costa Arantes		João Arantes				Toyota Starlet 1.3 S	LEGEND	2	8	38.04	27:47.229	82.1
4	85	Filipe Monteiro		<b>João Miguel Batista</b>		Filipe Monteiro		Opel Corsa C	STOCK	1	8	38.04	27:49.730	82.0
5	27	Fernando Morgado		Fernando Morgado				Suzuki Swift GTI	LEGEND	3	8	38.04	27:58.869	81.5
6	77	Filipe Marques		<b>Filipe Marques</b>		Nuno Santos		Fiat Punto 85 S	DESAFI	1	8	38.04	28:01.781	81.4
7	33	Sérgio Teixeira		Sérgio Teixeira				Datsun 1200	CLÁSSI	2	8	38.04	28:02.223	81.4
8	45	Daniel Gouveia		Daniel Gouveia				Fiat Punto 85 S	DESAFI	2	8	38.04	28:02.557	81.3
9	69	Paulo Teixeira		Paulo Teixeira				Citroen AX	LEGEND	4	8	38.04	28:10.590	81.0
10	49	Nuno Pinheiro		Nuno Pinheiro				Fiat Punto 85 S	DESAFI	3	8	38.04	28:13.605	80.8
11	36	Francisco Marrão		<b>Francisco Marrão</b>		Samuel Teixeira		Datsun 1200	CLÁSSI	3	8	38.04	28:14.954	80.7
12	78	Daniel Monteiro		Daniel Monteiro				Fiat Punto 85 S	DESAFI	4	8	38.04	28:15.610	80.7
13	50	Pedro Barbosa		Pedro Barbosa				Fiat Punto 85 S	DESAFI	5	8	38.04	28:16.812	80.7
14	11	Bernardo Kolbe		Bernardo Kolbe				Fiat Punto 85 S	DESAFI	6	8	38.04	28:18.266	80.6
15	95	Pedro Bartolomeu		Lourenço Bartolomeu				Seat Ibiza 6L	STOCK	2	8	38.04	28:28.258	80.1
16	26	Frederico Cruz		Frederico Cruz				Citroen C 1	CITY	1	8	38.04	28:34.889	79.8
17	80	Luís Alcino		Luís Alcino				Citroen C 1	CITY	2	8	38.04	28:35.202	79.8
18	52	Carolina Martins		Carolina Martins				Fiat Punto 85 S	DESAFI	7	8	38.04	28:39.555	79.6
19	51	João Azevedo		Afonso Azevedo				Peugeot 107	CITY	3	8	38.04	28:40.945	79.5
20	88	Pedro Cruz		Pedro Cruz				Citroen C 1	CITY	4	8	38.04	28:53.122	79.0
21	18	Paula Novo		Salvador Novo				Citroen C 1	CITY	5	8	38.04	28:56.657	78.8
22	92	Nelson Silva		Nelson Silva				Citroen C 1	CITY	6	8	38.04	28:57.435	78.8
23	97	Simplicio Taveira		Simplicio Taveira				Citroen C 1	CITY	7	8	38.04	28:57.877	78.7
24	35	Andreia Fonseca		<b>Andreia Fonseca</b>		Rui Fonseca		Toyota Starlet 1.3 S	LEGEND	5	8	38.04	29:16.410	77.9
25	68	Angelo Ribeiro		Angelo Ribeiro				Ford Escort 1.3	CLÁSSI	4	8	38.04	29:26.429	77.5
26	75	Edward Reddick		Edward Reddick				Citroen C 1	CITY	8	8	38.04	29:31.027	77.3
27	8	Paulo Spinola		Paulo Spínola				Fiat 127	CLÁSSI	5	7	33.28	27:26.113	72.7
<b>Not classified: (Requirements: 75% of number laps of leader = 6 Laps)</b>														
	76	Pedro Fonseca		<b>Pedro Fonseca</b>		Pedro Pinto		Suzuki Swift GTI	LEGEND	6	2	09.51	7:59.498	71.3
	13	João Carlos Alves Braga		João Braga				Datsun 1200	CLÁSSI	6	1	04.75	3:36.347	79.1
	9	José Manuel Moreira		José Manuel Moreira				Toyota Starlet 1.3 S	LEGEND	7				





**Vila Real**  
**CPVCL 1300**  
**Race - 1**  
**Lap Analysis**



**6** Luís Alegria Datsun 1200 **25** Jorge Marques Toyota Starlet 1.3 S

CLÁSSICOS						LEGENDS									
Lap	D	Time	Sector 1	Sector 2	Sector 3	T. Spd	Elapsed	Lap	D	Time	Sector 1	Sector 2	Sector 3	T. Spd	Elapsed
1		3:29.555	45.949	1:17.575	1:26.031		3:29.555	1		3:30.470	48.224	1:16.247	1:25.999		3:30.470
2		4:14.316	1:26.406	1:35.974	1:11.936		7:43.871	2		4:14.345	1:26.751	1:35.718	1:11.876		7:44.815
3		2:41.021	49.491	54.345	57.185		10:24.892	3		2:41.225	51.676	54.738	54.811		10:26.040
4		5:03.001	1:37.047	1:59.132	1:26.822		15:27.893	4		5:03.102	1:36.820	1:58.858	1:27.424		15:29.142
5		4:24.584	1:26.284	1:41.925	1:16.375		19:52.477	5		4:23.791	1:25.646	1:42.326	1:15.819		19:52.933
6		2:28.855	49.648	54.068	45.139		22:21.332	6		2:29.881	51.611	53.762	44.508		22:22.814
7		2:29.171	48.950	53.706	46.515		24:50.503	7		2:30.659	51.210	53.925	45.524		24:53.473
8		2:30.008	49.527	54.115	46.366		27:20.511	8		2:29.543	51.095	53.727	44.721		27:23.016

**8** Paulo Spínola Fiat 127 **26** Frederico Cruz Citroen C 1

CLÁSSICOS						CITY									
Lap	D	Time	Sector 1	Sector 2	Sector 3	T. Spd	Elapsed	Lap	D	Time	Sector 1	Sector 2	Sector 3	T. Spd	Elapsed
1		3:57.960	1:15.235	1:27.255	1:15.470		3:57.960	1		3:45.585	1:01.434	1:17.388	1:26.763		3:45.585
2		4:15.775	1:30.787	1:30.813	1:14.175		8:13.735	2		4:16.648	1:28.348	1:33.154	1:15.146		8:02.233
3		3:30.422	1:05.320	1:17.059	1:08.043		11:44.157	3		2:59.863	1:00.627	1:01.961	57.275		11:02.096
4		4:09.176	1:11.193	1:32.979	1:25.004		15:53.333	4		4:39.409	1:16.187	1:55.671	1:27.551		15:41.505
5		4:29.583	1:30.226	1:36.132	1:23.225		20:22.916	5		4:21.434	1:27.197	1:40.627	1:13.610		20:02.939
6		3:16.493	1:03.677	1:13.683	59.133		23:39.409	6		2:48.948	58.235	1:01.053	49.660		22:51.887
7		3:46.704	1:08.060	1:26.709	1:11.935		27:26.113	7		2:50.950	58.999	1:01.161	50.790		25:42.837
8								8		2:52.052	1:00.238	1:00.950	50.864		28:34.889

**11** Bernardo Kolbe Fiat Punto 85 S **27** Fernando Morgado Suzuki Swift GTI

DESAFIO						LEGENDS									
Lap	D	Time	Sector 1	Sector 2	Sector 3	T. Spd	Elapsed	Lap	D	Time	Sector 1	Sector 2	Sector 3	T. Spd	Elapsed
1		3:37.537	55.431	1:16.723	1:25.383		3:37.537	1		3:35.554	52.774	1:17.601	1:25.179		3:35.554
2		4:16.974	1:28.839	1:35.028	1:13.107		7:54.511	2		4:15.659	1:28.424	1:35.508	1:11.727		7:51.213
3		2:53.913	57.044	59.567	57.302		10:48.424	3		2:50.531	55.424	58.288	56.819		10:41.744
4		4:47.154	1:22.321	1:57.597	1:27.236		15:35.578	4		4:51.111	1:26.339	1:57.938	1:26.834		15:32.855
5		4:23.182	1:27.022	1:40.825	1:15.335		19:58.760	5		4:23.656	1:27.143	1:41.014	1:15.499		19:56.511
6		2:45.016	57.342	58.639	49.035		22:43.776	6		2:40.136	53.285	57.601	49.250		22:36.647
7		2:48.232	56.419	1:00.918	50.895		25:32.008	7		2:41.962	52.713	57.693	51.556		25:18.609
8		2:46.258	56.237	1:00.496	49.525		28:18.266	8		2:40.260	53.268	57.020	49.972		27:58.869

**13** João Braga Datsun 1200 **33** Sérgio Teixeira Datsun 1200

CLÁSSICOS						CLÁSSICOS									
Lap	D	Time	Sector 1	Sector 2	Sector 3	T. Spd	Elapsed	Lap	D	Time	Sector 1	Sector 2	Sector 3	T. Spd	Elapsed
1		3:36.347	53.788	1:17.135	1:25.424		3:36.347	1		3:38.488	55.660	1:17.496	1:25.332		3:38.488
2			1:28.468	1:35.417				2		4:16.407	1:28.980	1:34.650	1:12.777		7:54.895
3								3		2:53.069	56.918	58.927	57.224		10:47.964
4								4		4:46.851	1:22.139	1:57.738	1:26.974		15:34.815
5								5		4:23.163	1:27.334	1:40.563	1:15.266		19:57.978
6								6		2:41.456	55.024	57.540	48.892		22:39.434
7								7		2:41.665	54.602	57.717	49.346		25:21.099
8								8		2:41.124	54.405	57.633	49.086		28:02.223

**18** Salvador Novo Citroen C 1

CITY							
Lap	D	Time	Sector 1	Sector 2	Sector 3	T. Spd	Elapsed
1		3:48.452	1:03.659	1:17.133	1:27.660		3:48.452
2		4:15.403	1:27.574	1:34.043	1:13.786		8:03.855
3		3:03.141	1:02.162	1:03.927	57.052		11:06.996
4		4:38.788	1:14.715	1:55.784	1:28.289		15:45.784
5		4:20.642	1:29.513	1:37.649	1:13.480		20:06.426
6		2:57.870	1:00.136	1:04.317	53.417		23:04.296
7		2:57.230	1:01.227	1:03.623	52.380		26:01.526
8		2:55.131	1:00.066	1:03.696	51.369		28:56.657





Vila Real  
CPVCL 1300  
Race - 1  
Lap Analysis



**35** Andreia Fonseca Toyota Starlet 1.3 S **50** Pedro Barbosa Fiat Punto 85 S

LEGENDS Rui Fonseca						DESAFIO Andreia Fonseca						DESAFIO Pedro Barbosa					
Lap	D	Time	Sector 1	Sector 2	Sector 3	T. Spd	Elapsed	Lap	D	Time	Sector 1	Sector 2	Sector 3	T. Spd	Elapsed		
1		3:54.745	1:09.062	1:17.313	1:28.370		3:54.745	1		3:42.041	59.001	1:17.538	1:25.502		3:42.041		
2	1	4:11.207	1:27.442	1:33.712	1:10.053		8:05.952	2		4:15.828	1:28.772	1:34.244	1:12.812		7:57.869		
3	1	3:08.743	1:03.443	1:07.546	57.754		11:14.695	3		2:56.556	57.595	59.487	59.474		10:54.425		
4	1	4:35.300	1:11.167	1:56.626	1:27.507		15:49.995	4		4:44.541	1:20.374	1:56.681	1:27.486		15:38.966		
5	1	4:21.299	1:29.120	1:38.479	1:13.700		20:11.294	5		4:22.088	1:26.246	1:41.686	1:14.156		20:01.054		
6	1	<b>2:59.142</b>	<b>59.949</b>	<b>1:04.589</b>	<b>54.604</b>		23:10.436	6		2:46.166	56.711	59.858	49.597		22:47.220		
7	1	3:02.003	1:01.000	1:06.043	54.960		26:12.439	7		2:46.652	<b>55.632</b>	1:00.598	50.422		25:33.872		
8	1	3:03.971	1:01.272	1:07.252	55.447		29:16.410	8		<b>2:42.940</b>	55.960	<b>58.489</b>	<b>48.491</b>		28:16.812		

**36** Francisco Marrão Datsun 1200 **51** Afonso Azevedo Peugeot 107

CLÁSSICOS Samuel Teixeira						CITY Francisco Marrão						CITY João Azevedo					
Lap	D	Time	Sector 1	Sector 2	Sector 3	T. Spd	Elapsed	Lap	D	Time	Sector 1	Sector 2	Sector 3	T. Spd	Elapsed		
1		3:41.166	56.960	1:18.669	1:25.537		3:41.166	1		3:53.639	1:07.930	1:17.471	1:28.238		3:53.639		
2	1	4:15.699	1:28.900	1:34.228	1:12.571		7:56.865	2		4:12.037	1:27.591	1:33.363	1:11.083		8:05.676		
3	1	2:56.830	56.554	1:00.247	1:00.029		10:53.695	3		3:06.080	1:02.708	1:06.106	57.266		11:11.756		
4	1	4:44.395	1:19.793	1:57.234	1:27.368		15:38.090	4		4:36.774	1:12.609	1:55.682	1:28.483		15:48.530		
5	1	4:22.257	1:26.677	1:41.141	1:14.439		20:00.347	5		4:19.604	1:29.157	1:37.817	1:12.630		20:08.134		
6	1	2:45.136	56.204	59.353	49.579		22:45.483	6		2:51.463	58.703	1:03.037	<b>49.723</b>		22:59.597		
7	1	2:47.479	55.872	1:00.360	51.247		25:32.962	7		2:51.290	58.147	1:01.069	52.074		25:50.887		
8	1	<b>2:41.992</b>	<b>54.975</b>	<b>57.822</b>	<b>49.195</b>		28:14.954	8		<b>2:50.058</b>	<b>57.966</b>	<b>1:00.594</b>	51.498		28:40.945		

**45** Daniel Gouveia Fiat Punto 85 S **52** Carolina Martins Fiat Punto 85 S

DESAFIO Daniel Gouveia						DESAFIO Carolina Martins									
Lap	D	Time	Sector 1	Sector 2	Sector 3	T. Spd	Elapsed	Lap	D	Time	Sector 1	Sector 2	Sector 3	T. Spd	Elapsed
1		3:39.476	56.568	1:17.410	1:25.498		3:39.476	1		3:51.401	1:05.927	1:17.088	1:28.386		3:51.401
2		4:15.787	1:28.810	1:34.416	1:12.561		7:55.263	2		4:13.414	1:28.182	1:33.144	1:12.088		8:04.815
3		2:54.489	57.402	58.745	58.342		10:49.752	3		3:00.580	1:01.317	1:02.708	56.555		11:05.395
4		4:46.594	1:21.923	1:57.329	1:27.342		15:36.346	4		4:38.197	1:15.341	1:55.893	1:26.963		15:43.592
5		4:22.646	1:26.706	1:41.130	1:14.810		19:58.992	5		4:22.136	1:27.005	1:41.215	1:13.916		20:05.728
6		2:42.204	56.342	57.307	<b>48.555</b>		22:41.196	6		<b>2:50.533</b>	56.723	1:02.571	<b>51.239</b>		22:56.261
7		2:40.839	<b>54.151</b>	57.445	49.243		25:22.035	7		2:52.535	<b>56.480</b>	1:02.366	53.689		25:48.796
8		<b>2:40.522</b>	54.255	<b>57.040</b>	49.227		28:02.557	8		2:50.759	57.121	<b>1:02.119</b>	51.519		28:39.555

**49** Nuno Pinheiro Fiat Punto 85 S **55** João Arantes Toyota Starlet 1.3 S

DESAFIO Nuno Pinheiro						LEGENDS João Costa Arantes									
Lap	D	Time	Sector 1	Sector 2	Sector 3	T. Spd	Elapsed	Lap	D	Time	Sector 1	Sector 2	Sector 3	T. Spd	Elapsed
1		3:40.523	56.730	1:17.997	1:25.796		3:40.523	1		3:32.053	<b>49.479</b>	1:17.020	1:25.554		3:32.053
2		4:15.848	1:28.507	1:34.388	1:12.953		7:56.371	2		4:13.791	1:26.135	1:36.324	1:11.332		7:45.844
3		2:56.295	56.851	59.681	59.763		10:52.666	3		2:52.408	53.753	59.100	59.555		10:38.252
4		4:44.510	1:19.830	1:57.330	1:27.350		15:37.176	4		4:52.204	1:26.093	1:58.564	1:27.547		15:30.456
5		4:22.707	1:26.493	1:41.605	1:14.609		19:59.883	5		4:23.307	1:25.347	1:42.572	1:15.388		19:53.763
6		2:44.965	56.513	58.606	49.846		22:44.848	6		2:36.696	51.970	57.502	47.224		22:30.459
7		2:46.090	<b>55.429</b>	58.272	52.389		25:30.938	7		2:40.134	52.667	58.079	49.388		25:10.593
8		<b>2:42.667</b>	55.471	<b>58.241</b>	<b>48.955</b>		28:13.605	8		<b>2:36.636</b>	52.385	<b>57.130</b>	<b>47.121</b>		27:47.229





**Vila Real**  
**CPVCL 1300**  
**Race - 1**  
**Lap Analysis**



**68** Angelo Ribeiro Ford Escort 1.3 **78** Daniel Monteiro Fiat Punto 85 S

CLÁSSICOS						DESAFIO									
Lap	D	Time	Sector 1	Sector 2	Sector 3	T. Spd	Elapsed	Lap	D	Time	Sector 1	Sector 2	Sector 3	T. Spd	Elapsed
1		4:00.942	1:34.467	1:17.887	1:08.588		4:00.942	1		3:42.559	59.254	1:17.832	1:25.473		3:42.559
2		4:13.340	1:29.572	1:29.858	1:13.910		8:14.282	2		4:18.329	1:28.833	1:34.185	1:15.311		8:00.888
3		3:30.639	1:05.087	1:17.225	1:08.327		11:44.921	3		2:54.488	56.249	59.364	58.875		10:55.376
4		4:09.961	1:12.239	1:32.305	1:25.417		15:54.882	4		4:44.075	1:19.934	1:56.638	1:27.503		15:39.451
5		4:29.411	1:30.128	1:36.188	1:23.095		20:24.293	5		4:22.030	1:26.267	1:41.686	1:14.077		20:01.481
6		3:02.694	1:02.163	1:06.911	53.620		23:26.987	6		2:46.049	57.141	59.460	49.448		22:47.530
7		3:00.695	1:00.426	1:05.494	54.775		26:27.682	7		2:45.891	55.322	59.431	51.138		25:33.421
8		2:58.747	59.685	1:04.610	54.452		29:26.429	8		2:42.189	55.276	58.426	48.487		28:15.610

**69** Paulo Teixeira Citroen AX **80** Luís Alcino Citroen C 1

LEGENDS						CITY									
Lap	D	Time	Sector 1	Sector 2	Sector 3	T. Spd	Elapsed	Lap	D	Time	Sector 1	Sector 2	Sector 3	T. Spd	Elapsed
1		3:43.757	1:00.362	1:17.764	1:25.631		3:43.757	1		3:46.406	1:00.247	1:19.024	1:27.135		3:46.406
2		4:17.313	1:29.263	1:33.645	1:14.405		8:01.070	2		4:15.419	1:28.249	1:33.005	1:14.165		8:01.825
3		2:57.324	56.216	1:00.140	1:00.968		10:58.394	3		3:02.072	1:01.471	1:02.588	58.013		11:03.897
4		4:42.023	1:18.053	1:56.479	1:27.491		15:40.417	4		4:38.320	1:15.149	1:55.720	1:27.451		15:42.217
5		4:21.619	1:26.122	1:41.855	1:13.642		20:02.036	5		4:21.287	1:27.229	1:40.902	1:13.156		20:03.504
6		2:43.969	55.724	59.208	49.037		22:46.005	6		2:49.699	58.271	1:01.764	49.664		22:53.203
7		2:43.202	54.823	59.152	49.227		25:29.207	7		2:49.937	59.025	1:00.251	50.661		25:43.140
8		2:41.383	53.573	59.688	48.122		28:10.590	8		2:52.062	59.580	1:01.469	51.013		28:35.202

**75** Edward Reddick Citroen C 1 **85** João Miguel Batista Opel Corsa C

CITY						STOCK CUP									
Lap	D	Time	Sector 1	Sector 2	Sector 3	T. Spd	Elapsed	Lap	D	Time	Sector 1	Sector 2	Sector 3	T. Spd	Elapsed
1		3:55.572	1:11.395	1:16.199	1:27.978		3:55.572	1		3:34.597	51.187	1:18.297	1:25.113		3:34.597
2		4:11.378	1:27.961	1:33.098	1:10.319		8:06.950	2	1	4:16.121	1:28.445	1:35.236	1:12.440		7:50.718
3		3:10.233	1:04.931	1:08.351	56.951		11:17.183	3	1	2:49.164	55.014	56.614	57.536		10:39.882
4		4:33.605	1:09.769	1:56.410	1:27.426		15:50.788	4	1	4:51.621	1:26.872	1:57.711	1:27.038		15:31.503
5		4:21.867	1:29.211	1:38.414	1:14.242		20:12.655	5	1	4:23.648	1:26.866	1:41.513	1:15.269		19:55.151
6		3:05.020	1:02.516	1:06.932	55.572		23:17.675	6	1	2:37.640	54.179	56.305	47.156		22:32.791
7		3:07.393	1:02.745	1:07.977	56.671		26:25.068	7	1	2:39.012	54.220	56.722	48.070		25:11.803
8		3:05.959	1:03.858	1:06.786	55.315		29:31.027	8	1	2:37.927	54.101	56.388	47.438		27:49.730

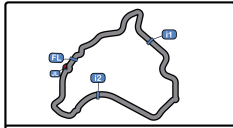
**76** Pedro Fonseca Suzuki Swift GTI **88** Pedro Cruz Citroen C 1

LEGENDS						CITY									
Lap	D	Time	Sector 1	Sector 2	Sector 3	T. Spd	Elapsed	Lap	D	Time	Sector 1	Sector 2	Sector 3	T. Spd	Elapsed
1		3:33.626	52.052	1:15.752	1:25.822		3:33.626	1		3:49.189	1:04.506	1:17.010	1:27.673		3:49.189
2	1	4:25.872	1:28.629	1:33.997	1:23.246		7:59.498	2		4:15.365	1:27.522	1:34.054	1:13.789		8:04.554
3	1		55.080	57.874				3		3:06.532	1:03.304	1:05.391	57.837		11:11.086
4								4		4:36.730	1:12.321	1:55.697	1:28.712		15:47.816
5								5		4:20.051	1:28.695	1:37.960	1:13.396		20:07.867
6								6		2:57.021	1:00.583	1:02.826	53.612		23:04.888
7								7		2:54.077	1:00.015	1:02.048	52.014		25:58.965
8								8		2:54.157	1:00.078	1:01.860	52.219		28:53.122

**77** Filipe Marques Fiat Punto 85 S

DESAFIO						CITY									
Lap	D	Time	Sector 1	Sector 2	Sector 3	T. Spd	Elapsed	Lap	D	Time	Sector 1	Sector 2	Sector 3	T. Spd	Elapsed
1		3:36.947	54.119	1:17.323	1:25.505		3:36.947								
2	1	4:15.874	1:28.789	1:35.194	1:11.891		7:52.821								
3	1	2:50.411	55.456	58.461	56.494		10:43.232								
4	1	4:50.273	1:25.927	1:57.657	1:26.689		15:33.505								
5	1	4:23.638	1:27.842	1:40.588	1:15.208		19:57.143								
6	1	2:41.740	54.792	57.912	49.036		22:38.883								
7	1	2:41.532	54.682	58.101	48.749		25:20.415								
8	1	2:41.366	54.714	57.831	48.821		28:01.781								





Vila Real  
CPVCL 1300  
Race - 1  
Lap Analysis



Circuito Internacional de Vila Real 4.755 m.

92 Nelson Silva Citroen C 1  
CITY Nelson Silva

Lap	D	Time	Sector 1	Sector 2	Sector 3	T. Spd	Elapsed
1		3:50.219	1:05.302	1:16.995	1:27.922		3:50.219
2		4:14.069	1:27.839	1:33.726	1:12.504		8:04.288
3		3:05.600	1:02.791	1:05.110	57.699		11:09.888
4		4:37.064	1:12.807	1:55.860	1:28.397		15:46.952
5		4:20.297	1:29.306	1:37.510	1:13.481		20:07.249
6		2:58.878	59.600	1:04.305	54.973		23:06.127
7		2:55.983	59.525	1:02.360	54.098		26:02.110
8		2:55.325	59.602	1:04.066	51.657		28:57.435

95 Lourenço Bartolomeu Seat Ibiza 6L  
STOCK CUP Pedro Bartolomeu

Lap	D	Time	Sector 1	Sector 2	Sector 3	T. Spd	Elapsed
1		3:47.235	1:01.669	1:18.215	1:27.351		3:47.235
2		4:15.541	1:28.092	1:33.246	1:14.203		8:02.776
3		3:02.219	1:02.377	1:02.232	57.610		11:04.995
4		4:37.770	1:14.816	1:55.899	1:27.055		15:42.765
5		4:22.152	1:27.109	1:41.139	1:13.904		20:04.917
6		2:48.079	57.077	1:00.236	50.766		22:52.996
7		2:47.606	57.962	59.407	50.237		25:40.602
8		2:47.656	56.896	1:00.376	50.384		28:28.258

97 Simplicio Taveira Citroen C 1  
CITY Simplicio Taveira

Lap	D	Time	Sector 1	Sector 2	Sector 3	T. Spd	Elapsed
1		3:52.221	1:07.245	1:16.935	1:28.041		3:52.221
2		4:12.998	1:27.968	1:33.375	1:11.655		8:05.219
3		3:07.040	1:03.125	1:07.190	56.725		11:12.259
4		4:37.023	1:12.855	1:56.141	1:28.027		15:49.282
5		4:19.988	1:28.982	1:38.315	1:12.691		20:09.270
6		2:57.258	1:00.262	1:03.139	53.857		23:06.528
7		2:56.147	59.906	1:03.694	52.547		26:02.675
8		2:55.202	59.680	1:03.823	51.699		28:57.877





**Vila Real**  
**CPVCL 1300**  
**Race - 1**



**Analysis by Lap**

Num	Lap Time	Gap
<b>Lap 1</b>		
6	3:29.555	
25	3:30.470	00.915
55	3:32.053	02.498
76	3:33.626	04.071
85	3:34.597	05.042
27	3:35.554	05.999
13	3:36.347	06.792
77	3:36.947	07.392
11	3:37.537	07.982
33	3:38.488	08.933
45	3:39.476	09.921
49	3:40.523	10.968
36	3:41.166	11.611
50	3:42.041	12.486
78	3:42.559	13.004
69	3:43.757	14.202
26	3:45.585	16.030
80	3:46.406	16.851
95	3:47.235	17.680
18	3:48.452	18.897
88	3:49.189	19.634
92	3:50.219	20.664
52	3:51.401	21.846
97	3:52.221	22.666
51	3:53.639	24.084
35	3:54.745	25.190
75	3:55.572	26.017
8	3:57.960	28.405
68	4:00.942	31.387

Num	Lap Time	Gap
-----	----------	-----

Num	Lap Time	Gap
<b>Lap 2</b>		
6	4:14.316	
25	4:14.345	00.944
55	4:13.791	01.973
85	4:16.121	06.847
27	4:15.659	07.342
77	4:15.874	08.950
11	4:16.974	10.640
33	4:16.407	11.024
45	4:15.787	11.392
49	4:15.848	12.500
36	4:15.699	12.994
50	4:15.828	13.998
76	4:25.872	15.627
78	4:18.329	17.017
69	4:17.313	17.199
80	4:15.419	17.954
26	4:16.648	18.362
95	4:15.541	18.905
18	4:15.403	19.984
92	4:14.069	20.417
88	4:15.365	20.683
52	4:13.414	20.944
97	4:12.998	21.348
51	4:12.037	21.805
35	4:11.207	22.081

Num	Lap Time	Gap
75	4:11.378	23.079
8	4:15.775	29.864
68	4:13.340	30.411

Num	Lap Time	Gap
-----	----------	-----

Num	Lap Time	Gap
<b>Lap 3</b>		
6	2:41.021	
25	2:41.225	01.148
55	2:52.408	13.360
85	2:49.164	14.990
27	2:50.531	16.852
77	2:50.411	18.340
33	2:53.069	23.072
11	2:53.913	23.532
45	2:54.489	24.860
49	2:56.295	27.774
36	2:56.830	28.803
50	2:56.556	29.533
78	2:54.488	30.484
69	2:57.324	33.502
26	2:59.863	37.204
80	3:02.072	39.005
95	3:02.219	40.103
52	3:00.580	40.503
18	3:03.141	42.104
92	3:05.600	44.996
88	3:06.532	46.194
51	3:06.080	46.864
97	3:07.040	47.367
35	3:08.743	49.803
75	3:10.233	52.291
8	3:30.422	1:19.265
68	3:30.639	1:20.029

Num	Lap Time	Gap
-----	----------	-----

Num	Lap Time	Gap
<b>Lap 4</b>		
6	5:03.001	
25	5:03.102	01.249
55	4:52.204	02.563
85	4:51.621	03.610
27	4:51.111	04.962
77	4:50.273	05.612
33	4:46.851	06.922
11	4:47.154	07.685
45	4:46.594	08.453
49	4:44.510	09.283
36	4:44.395	10.197
50	4:44.541	11.073
78	4:44.075	11.558
69	4:42.023	12.524
26	4:39.409	13.612
80	4:38.320	14.324
95	4:37.770	14.872
52	4:38.197	15.699
18	4:38.788	17.891
92	4:37.064	19.059
88	4:36.730	19.923
51	4:36.774	20.637
97	4:37.023	21.389

Num	Lap Time	Gap
35	4:35.300	22.102
75	4:33.605	22.895
8	4:09.176	25.440
68	4:09.961	26.989

Num	Lap Time	Gap
-----	----------	-----

Num	Lap Time	Gap
<b>Lap 5</b>		
6	4:24.584	
25	4:23.791	00.456
55	4:23.307	01.286
85	4:23.648	02.674
27	4:23.656	04.034
77	4:23.638	04.666
33	4:23.163	05.501
11	4:23.182	06.283
45	4:22.646	06.515
49	4:22.707	07.406
36	4:22.257	07.870
50	4:22.088	08.577
78	4:22.030	09.004
69	4:21.619	09.559
26	4:21.434	10.462
80	4:21.287	11.027
95	4:22.152	12.440
52	4:22.136	13.251
18	4:20.642	13.949
92	4:20.297	14.772
88	4:20.051	15.390
51	4:19.604	15.657
97	4:19.988	16.793
35	4:21.299	18.817
75	4:21.867	20.178
8	4:29.583	30.439
68	4:29.411	31.816

Num	Lap Time	Gap
-----	----------	-----

Num	Lap Time	Gap
<b>Lap 6</b>		
6	2:28.855	
25	2:29.881	01.482
55	2:36.696	09.127
85	2:37.640	11.459
27	2:40.136	15.315
77	2:41.740	17.551
33	2:41.456	18.102
45	2:42.204	19.864
11	2:45.016	22.444
49	2:44.965	23.516
36	2:45.136	24.151
69	2:43.969	24.673
50	2:46.166	25.888
78	2:46.049	26.198
26	2:48.948	30.555
95	2:48.079	31.664
80	2:49.699	31.871
52	2:50.533	34.929
51	2:51.463	38.265
18	2:57.870	42.964
88	2:57.021	43.556
92	2:58.878	44.795

Num	Lap Time	Gap
97	2:57.258	45.196
35	2:59.142	49.104
75	3:05.020	56.343
68	3:02.694	1:05.655
8	3:16.493	1:18.077

Num	Lap Time	Gap
-----	----------	-----

Num	Lap Time	Gap
<b>Lap 7</b>		
6	2:29.171	
25	2:30.659	02.970
55	2:40.134	20.090
85	2:39.012	21.300
27	2:41.962	28.106
77	2:41.532	29.912
33	2:41.665	30.596
45	2:40.839	31.532
69	2:43.202	38.704
49	2:46.090	40.435
11	2:48.232	41.505
36	2:47.479	42.459
78	2:45.891	42.918
50	2:46.652	43.369
95	2:47.606	50.099
26	2:50.950	52.334
80	2:49.937	52.637
52	2:52.535	58.293
51	2:51.290	1:00.384
88	2:54.077	1:08.462
18	2:57.230	1:11.023
92	2:55.983	1:11.607
97	2:56.147	1:12.172
35	3:02.003	1:21.936
75	3:07.393	1:34.565
68	3:00.695	1:37.179

Num	Lap Time	Gap
-----	----------	-----

Num	Lap Time	Gap
<b>Lap 8</b>		
6	2:30.008	
25	2:29.543	02.505
8	3:46.704	1 Lap
55	2:36.636	26.718
85	2:37.927	29.219
27	2:40.260	38.358
77	2:41.366	41.270
33	2:41.124	41.712
45	2:40.522	42.046
69	2:41.383	50.079
49	2:42.667	53.094
36	2:41.992	54.443
78	2:42.189	55.099
50	2:42.940	56.301
11	2:46.258	57.755
95	2:47.656	1:07.747
26	2:52.052	1:14.378
80	2:52.062	1:14.691
52	2:50.759	1:19.044
51	2:50.058	1:20.434
88	2:54.157	1:32.611
18	2:55.131	1:36.146





Vila Real  
CPVCL 1300  
Race - 1



Best Sectors Results

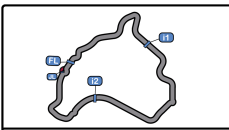
Circuito Internacional de Vila Real 4.755 m.

Sector - 1			Sector - 2			Sector - 3			Ideal Lap vs Best Lap		
Clas	Nº Driver	Time	Nº Driver	Time	Nº Driver	Time	Clas	Nº Driver	Ideal Lap	Best Lap	Clas
1	6 Luís Alegria	45.949	6 Luís Alegria	53.706	25 Jorge Marques	44.508	1	6 Luís Alegria	2:24.794	2:28.855	1
2	25 Jorge Marques	48.224	25 Jorge Marques	53.727	6 Luís Alegria	45.139	2	25 Jorge Marques	2:26.459	2:29.543	2
3	55 João Arantes	49.479	85 Miguel Batista - Monteiro	56.305	55 João Arantes	47.121	3	55 João Arantes	2:33.730	2:36.636	3
4	85 Miguel Batista - Monteiro	51.187	27 Fernando Morgado	57.020	85 Miguel Batista - Monteiro	47.156	4	85 Miguel Batista - Monteiro	2:34.648	2:37.640	4
5	76 Fonseca - Pinto	52.052	45 Daniel Gouveia	57.040	69 Paulo Teixeira	48.122	5	27 Fernando Morgado	2:38.983	2:40.136	5
6	27 Fernando Morgado	52.713	55 João Arantes	57.130	78 Daniel Monteiro	48.487	6	45 Daniel Gouveia	2:39.746	2:40.522	6
7	69 Paulo Teixeira	53.573	33 Sérgio Teixeira	57.540	50 Pedro Barbosa	48.491	7	77 Marques - Santos	2:40.699	2:41.366	8
8	13 João Braga	53.788	36 Marrão - Teixeira	57.822	45 Daniel Gouveia	48.555	8	33 Sérgio Teixeira	2:40.837	2:41.124	7
9	77 Marques - Santos	54.119	77 Marques - Santos	57.831	77 Marques - Santos	48.749	9	69 Paulo Teixeira	2:40.847	2:41.383	9
10	45 Daniel Gouveia	54.151	76 Fonseca - Pinto	57.874	33 Sérgio Teixeira	48.892	10	36 Marrão - Teixeira	2:41.992	2:41.992	10
11	33 Sérgio Teixeira	54.405	49 Nuno Pinheiro	58.241	49 Nuno Pinheiro	48.955	11	78 Daniel Monteiro	2:42.189	2:42.189	11
12	36 Marrão - Teixeira	54.975	78 Daniel Monteiro	58.426	11 Bernardo Kolbe	49.035	12	50 Pedro Barbosa	2:42.612	2:42.940	13
13	78 Daniel Monteiro	55.276	50 Pedro Barbosa	58.489	36 Marrão - Teixeira	49.195	13	49 Nuno Pinheiro	2:42.625	2:42.667	12
14	49 Nuno Pinheiro	55.429	11 Bernardo Kolbe	58.639	27 Fernando Morgado	49.250	14	11 Bernardo Kolbe	2:43.105	2:45.016	14
15	11 Bernardo Kolbe	55.431	69 Paulo Teixeira	59.152	26 Frederico Cruz	49.660	15	95 Lourenço Bartolomeu	2:46.540	2:47.606	15
16	50 Pedro Barbosa	55.632	95 Lourenço Bartolomeu	59.407	80 Luís Alcino	49.664	16	80 Luís Alcino	2:48.186	2:49.699	17
17	52 Carolina Martins	56.480	80 Luís Alcino	1:00.251	51 Afonso Azevedo	49.723	17	51 Afonso Azevedo	2:48.283	2:50.058	18
18	95 Lourenço Bartolomeu	56.896	51 Afonso Azevedo	1:00.594	95 Lourenço Bartolomeu	50.237	18	26 Frederico Cruz	2:48.845	2:48.948	16
19	51 Afonso Azevedo	57.966	26 Frederico Cruz	1:00.950	52 Carolina Martins	51.239	19	52 Carolina Martins	2:49.838	2:50.533	19
20	26 Frederico Cruz	58.235	88 Pedro Cruz	1:01.860	18 Salvador Novo	51.369	20	92 Nelson Silva	2:53.542	2:55.325	23
21	80 Luís Alcino	58.271	52 Carolina Martins	1:02.119	92 Nelson Silva	51.657	21	88 Pedro Cruz	2:53.889	2:54.077	20
22	92 Nelson Silva	59.525	92 Nelson Silva	1:02.360	97 Simplicio Taveira	51.699	22	97 Simplicio Taveira	2:54.518	2:55.202	22
23	97 Simplicio Taveira	59.680	97 Simplicio Taveira	1:03.139	88 Pedro Cruz	52.014	23	18 Salvador Novo	2:55.058	2:55.131	21
24	68 Angelo Ribeiro	59.685	18 Salvador Novo	1:03.623	68 Angelo Ribeiro	53.620	24	68 Angelo Ribeiro	2:57.915	2:58.747	24
25	35 Fonseca - Fonseca	59.949	35 Fonseca - Fonseca	1:04.589	35 Fonseca - Fonseca	54.604	25	35 Fonseca - Fonseca	2:59.142	2:59.142	25
26	88 Pedro Cruz	1:00.015	68 Angelo Ribeiro	1:04.610	75 Edward Reddick	55.315	26	75 Edward Reddick	3:04.617	3:05.020	26
27	18 Salvador Novo	1:00.066	75 Edward Reddick	1:06.786	8 Paulo Spínola	59.133	27	76 Fonseca - Pinto	3:13.172	3:33.626	28
28	75 Edward Reddick	1:02.516	8 Paulo Spínola	1:13.683	76 Fonseca - Pinto	1:23.246	28	8 Paulo Spínola	3:16.493	3:16.493	27
29	8 Paulo Spínola	1:03.677	13 João Braga	1:17.135	13 João Braga	1:25.424	29	13 João Braga	3:36.347	3:36.347	29



VILA REAL  
Circuito Internacional





Vila Real  
 CPVCL 1300  
 Race - 1



Leader Sequence

Nº Entrant/Team	Nat	Driver 1	Nat	Driver 2	Nat	Vehicle	Cat	Start Lap	End Lap	Laps	Total Laps
6 Luís Alegria		Luís Alegria				Datsun 1200	CLÁSSI	1	8	8	8



VILA REAL  
 Circuito Internacional





Vila Real  
CPVCL 1300  
Race - 1  
Best 5 Lap Times

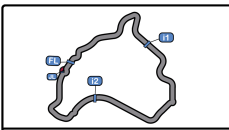


Cl	Nº Entrant/Team	Nat	Driver 1	Nat	Driver 2	Nat	Vehicle	Cat	Cl	Best 1		Best 2		Best 3		Best 4		Best 5	
										Time	Lap	Time	Lap	Time	Lap	Time	Lap	Time	Lap
1	6 Luis Alegria	PT	Luis Alegria	PT			Datsun 1200	CLÁSSIC	1	2:28.855	6	2:29.171	7	2:30.008	8	2:41.021	3	3:29.555	1
2	25 Jorge Marques	PT	Jorge Marques	PT			Toyota Starlet 1.3 S	LEGEND	1	2:29.543	8	2:29.881	6	2:30.659	7	2:41.225	3	3:30.470	1
3	55 João Costa Arantes	PT	João Arantes	PT			Toyota Starlet 1.3 S	LEGEND	2	2:36.636	8	2:36.696	6	2:40.134	7	2:52.408	3	3:32.053	1
4	85 Filipe Monteiro	PT	<b>João Miguel Batista</b>	PT	Filipe Monteiro	PT	Opel Corsa C	STOCK	1	2:37.640	6	2:37.927	8	2:39.012	7	2:49.164	3	3:34.597	1
5	27 Fernando Morgado	PT	Fernando Morgado	PT			Suzuki Swift GTI	LEGEND	3	2:40.136	6	2:40.260	8	2:41.962	7	2:50.531	3	3:35.554	1
6	45 Daniel Gouveia	PT	Daniel Gouveia	PT			Fiat Punto 85 S	DESAFI	1	2:40.522	8	2:40.839	7	2:42.204	6	2:54.489	3	3:39.476	1
7	33 Sérgio Teixeira	PT	Sérgio Teixeira	PT			Datsun 1200	CLÁSSIC	2	2:41.124	8	2:41.456	6	2:41.665	7	2:53.069	3	3:38.488	1
8	77 Filipe Marques	PT	<b>Filipe Marques</b>	PT	Nuno Santos	PT	Fiat Punto 85 S	DESAFI	2	2:41.366	8	2:41.532	7	2:41.740	6	2:50.411	3	3:36.947	1
9	69 Paulo Teixeira	PT	Paulo Teixeira	PT			Citroen AX	LEGEND	4	2:41.383	8	2:43.202	7	2:43.969	6	2:57.324	3	3:43.757	1
10	36 Francisco Marrão	PT	<b>Francisco Marrão</b>	PT	Samuel Teixeira	PT	Datsun 1200	CLÁSSIC	3	2:41.992	8	2:45.136	6	2:47.479	7	2:56.830	3	3:41.166	1
11	78 Daniel Monteiro	PT	Daniel Monteiro	PT			Fiat Punto 85 S	DESAFI	3	2:42.189	8	2:45.891	7	2:46.049	6	2:54.488	3	3:42.559	1
12	49 Nuno Pinheiro	PT	Nuno Pinheiro	PT			Fiat Punto 85 S	DESAFI	4	2:42.667	8	2:44.965	6	2:46.090	7	2:56.295	3	3:40.523	1
13	50 Pedro Barbosa	PT	Pedro Barbosa	PT			Fiat Punto 85 S	DESAFI	5	2:42.940	8	2:46.166	6	2:46.652	7	2:56.556	3	3:42.041	1
14	11 Bernardo Kolbe	PT	Bernardo Kolbe	PT			Fiat Punto 85 S	DESAFI	6	2:45.016	6	2:46.258	8	2:48.232	7	2:53.913	3	3:37.537	1
15	95 Pedro Bartolomeu	PT	Lourenço Bartolomeu	PT			Seat Ibiza 6L	STOCK	2	2:47.606	7	2:47.656	8	2:48.079	6	3:02.219	3	3:47.235	1
16	26 Frederico Cruz	PT	Frederico Cruz	PT			Citroen C 1	CITY	1	2:48.948	6	2:50.950	7	2:52.052	8	2:59.863	3	3:45.585	1
17	80 Luís Alcino	PT	Luís Alcino	PT			Citroen C 1	CITY	2	2:49.699	6	2:49.937	7	2:52.062	8	3:02.072	3	3:46.406	1
18	51 João Azevedo	PT	Afonso Azevedo	PT			Peugeot 107	CITY	3	2:50.058	8	2:51.290	7	2:51.463	6	3:06.080	3	3:53.639	1
19	52 Carolina Martins	PT	Carolina Martins	PT			Fiat Punto 85 S	DESAFI	7	2:50.533	6	2:50.759	8	2:52.535	7	3:00.580	3	3:51.401	1
20	88 Pedro Cruz	PT	Pedro Cruz	PT			Citroen C 1	CITY	4	2:54.077	7	2:54.157	8	2:57.021	6	3:06.532	3	3:49.189	1
21	18 Paula Novo	PT	Salvador Novo	PT			Citroen C 1	CITY	5	2:55.131	8	2:57.230	7	2:57.870	6	3:03.141	3	3:48.452	1
22	97 Simplicio Taveira	PT	Simplicio Taveira	PT			Citroen C 1	CITY	6	2:55.202	8	2:56.147	7	2:57.258	6	3:07.040	3	3:52.221	1
23	92 Nelson Silva	PT	Nelson Silva	PT			Citroen C 1	CITY	7	2:55.325	8	2:55.983	7	2:58.878	6	3:05.600	3	3:50.219	1
24	68 Angelo Ribeiro	PT	Angelo Ribeiro	PT			Ford Escort 1.3	CLÁSSIC	4	2:58.747	8	3:00.695	7	3:02.694	6	3:30.639	3	4:00.942	1
25	35 Andreia Fonseca	PT	<b>Andreia Fonseca</b>	PT	Rui Fonseca	PT	Toyota Starlet 1.3 S	LEGEND	5	2:59.142	6	3:02.003	7	3:03.971	8	3:08.743	3	3:54.745	1
26	75 Edward Reddick	PT	Edward Reddick	PT			Citroen C 1	CITY	8	3:05.020	6	3:05.959	8	3:07.393	7	3:10.233	3	3:55.572	1
27	8 Paulo Spinola	PT	Paulo Spinola	PT			Fiat 127	CLÁSSIC	5	3:16.493	6	3:30.422	3	3:46.704	7	3:57.960	1	4:09.176	4
28	76 Pedro Fonseca	PT	<b>Pedro Fonseca</b>	PT	Pedro Pinto	PT	Suzuki Swift GTI	LEGEND	6	3:33.626	1	4:25.872	2						
29	13 João Carlos Alves Braga	PT	João Braga	PT			Datsun 1200	CLÁSSIC	6	3:36.347	1								



VILA REAL  
Circuito Internacional





Vila Real  
 CPVCL 1300  
 Race - 1



Circuito Internacional de Vila Real 4.755 m.

Fastest Laps Sequence

Lap	Time of Day	Session Time	Nº Entrant/Team	Nat	Driver 1	Nat	Driver 2	Nat	Vehicle	Cat	Time	Km/h
3	8:57:20.052	10:25.052	6 Luís Alegria		Luís Alegria				Datsun 1200	CLÁSSI	2:41.021	106.3
6	9:09:16.492	22:21.492	6 Luís Alegria		Luís Alegria				Datsun 1200	CLÁSSI	2:28.855	114.9



VILA REAL  
 Circuito Internacional





Vila Real  
 CPVCL 1300  
 Race - 1  
 Lap Chart



LAP										
Nr	Po	Grid	1	2	3	4	5	6	7	8
25	<b>1</b>	25	6	6	6	6	6	6	6	6
6	<b>2</b>	6	25	25	25	25	25	25	25	25
55	<b>3</b>	55	55	55	55	55	55	55	55	55
76	<b>4</b>	76	76	85	85	85	85	85	85	85
85	<b>5</b>	85	85	27	27	27	27	27	27	27
27	<b>6</b>	27	27	77	77	77	77	77	77	77
33	<b>7</b>	33	13	11	33	33	33	33	33	33
13	<b>8</b>	13	77	33	11	11	11	45	45	45
77	<b>9</b>	77	11	45	45	45	45	11	69	69
11	<b>10</b>	11	33	49	49	49	49	49	49	49
49	<b>11</b>	49	45	36	36	36	36	36	11	36
45	<b>12</b>	45	49	50	50	50	50	69	36	78
50	<b>13</b>	50	36	76	78	78	78	50	78	50
36	<b>14</b>	36	50	78	69	69	69	78	50	11
78	<b>15</b>	78	78	69	26	26	26	26	95	95
80	<b>16</b>	80	69	80	80	80	80	95	26	26
9	<b>17</b>	9	26	26	95	95	95	80	80	80
95	<b>18</b>	95	80	95	52	52	52	52	52	52
26	<b>19</b>	26	95	18	18	18	18	51	51	51
88	<b>20</b>	88	18	92	92	92	92	18	88	88
92	<b>21</b>	92	88	88	88	88	88	88	18	18
18	<b>22</b>	18	92	52	51	51	51	92	92	92
97	<b>23</b>	97	52	97	97	97	97	97	97	97
69	<b>24</b>	69	97	51	35	35	35	35	35	35
51	<b>25</b>	51	51	35	75	75	75	75	75	68
52	<b>26</b>	52	35	75	8	8	8	68	68	75
75	<b>27</b>	75	75	8	68	68	68	8	8	
68	<b>28</b>	68	8	68						
35	<b>29</b>	35	68							



VILA REAL  
 Circuito Internacional





Vila Real  
 CPVCL 1300  
 Race - 1  
 Lap Chart



**LAP**

Nr	Po	Grid	1	2	3	4	5	6	7	8
8	30	8								



**VILA REAL**  
 Circuito Internacional

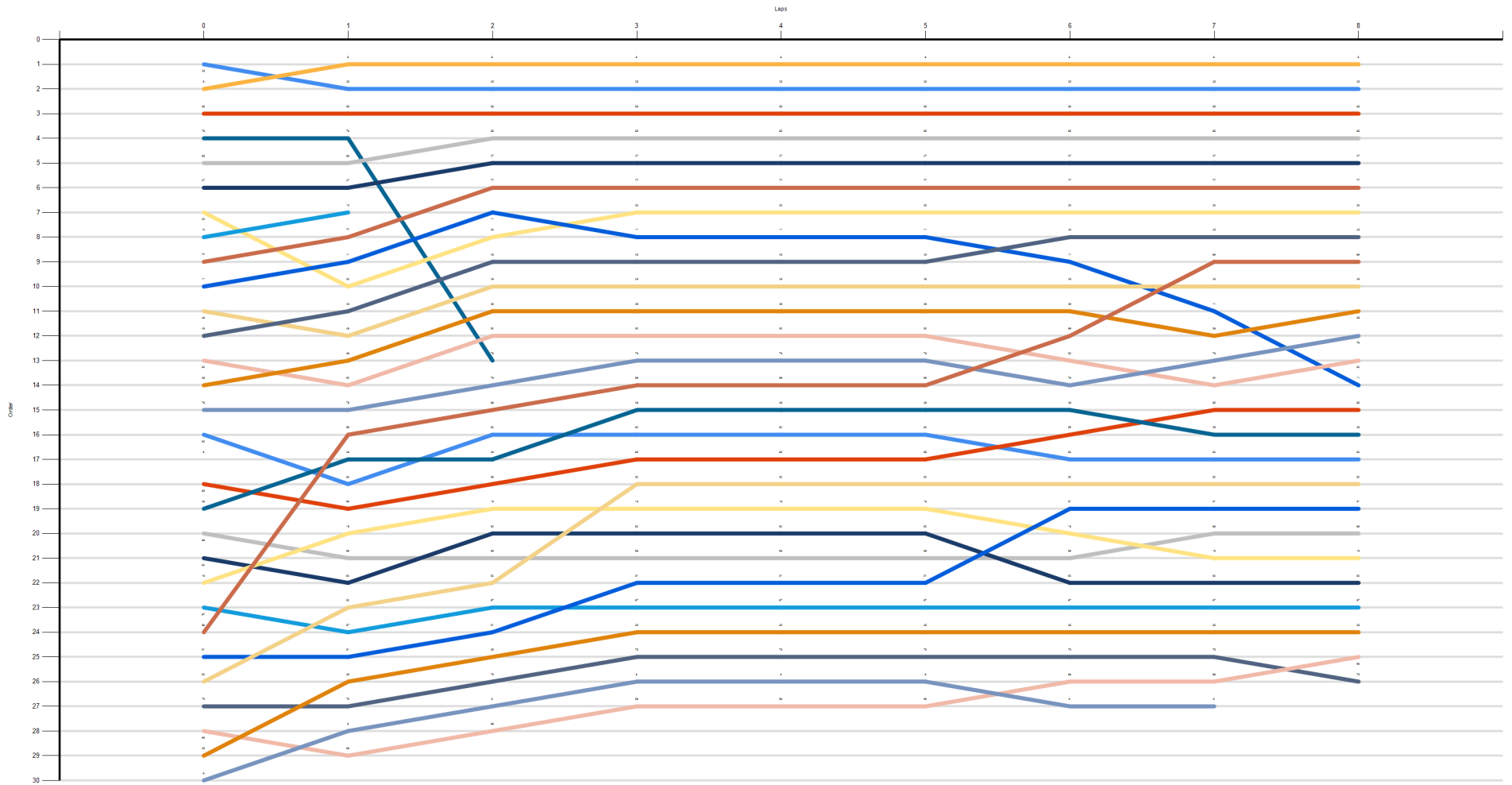




Vila Real  
 CPVCL 1300  
 Race - 1  
 Graphic Lap Chart

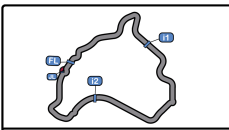


- 25
- 6
- 76
- 76
- 27
- 13
- 71
- 49
- 50
- 78
- 9
- 56
- 28
- 50
- 18
- 89
- 61
- 76
- 36
- 8



VILA REAL  
 Circuito Internacional





Vila Real  
 CPVCL 1300  
 Race - 1  
**Pit Stop Analysis**



Circuito Internacional de Vila Real 4.755 m.

Ord	Nr.	In Day Time	Entrant/Team	Nat	Driver 1	Nat	Driver 2	Nat	Vehicle	Cat	In Time	Stop N°	Pit Time	Handicap	Diff.
-----	-----	-------------	--------------	-----	----------	-----	----------	-----	---------	-----	---------	---------	----------	----------	-------

\* timing tolerance of 0.3%



VILA REAL  
 Circuito Internacional

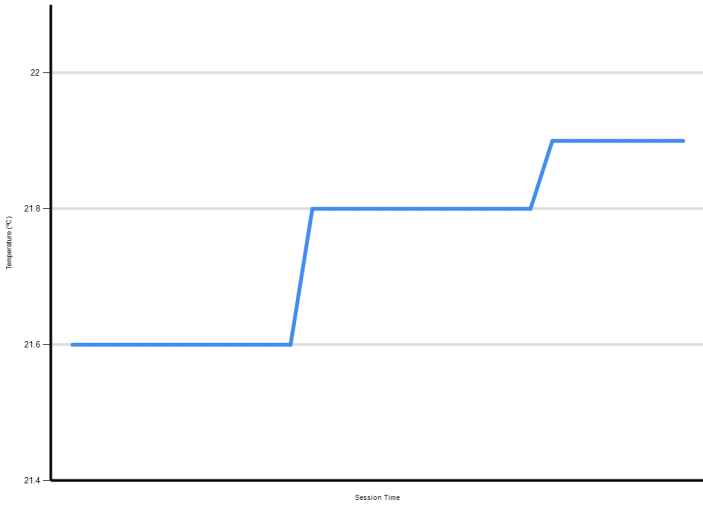




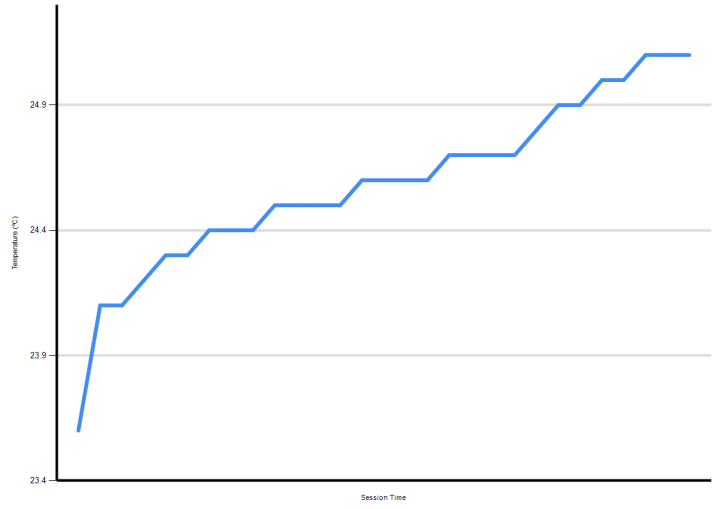
Vila Real  
 CPVCL 1300  
 Race - 1  
 Weather Report



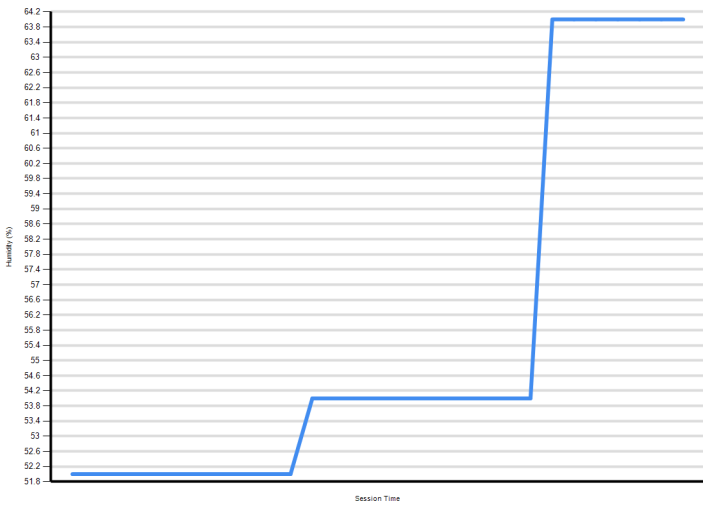
Air Temperature




Track Temperature




Humidity



Pressure



Wind Speed



Wind direction

