

Vila Real
CPVL
Qualifying

Provisional Results



Circuito Internacional de Vila Real 4.755 m.

Cls	Nº	Entrant/Team	Nat	Driver 1	Nat	Driver 2	Nat	Vehicle	Cat	Cls	Laps	Best	Time	Gap	Interval	Km/h
1	8	LOB Motorsport	PT	Luís Barros	PT			Ford Sierra RS 500	L90	1	4	3	2:12.117			129.5
2	77	Bruno Lima	PT	Bruno Lima	PT	Paulo Lima	PT	BMW E30 M3	L99	1	12	11	2:19.175	7.058	7.058	122.9
3	44	Gonçalo Novo	PT	Gonçalo Novo	PT			Peugeot 106 S16	L99	2	7	4	2:20.790	8.673	1.615	121.5
4	56	Tiago Jorge Meireles Ribeiro	PT	Tiago Ribeiro	PT			Honda Integra Type R	L99	3	11	10	2:22.886	10.769	2.096	119.8
5	48	José Miguel Almeida	PT	José Miguel Almeida	PT			Honda Integra Type R	L99	4	12	12	2:24.375	12.258	1.489	118.5
6	37	Manuel Mota	PT	Fábio Mota	PT	Manuel Mota	PT	Citroen Saxo VTS	L99	5	12	7	2:24.617	12.500	0.242	118.3
7	82	Pedro Lisboa	PT	Pedro Lisboa	PT			Renault Megane	LEGEND	1	12	11	2:25.560	13.443	0.943	117.6
8	13	Pedro Bartolomeu	PT	Pedro Bartolomeu	PT			Renault Spider	LEGEND	2	12	7	2:25.989	13.872	0.429	117.2
9	55	Sérgio Pinto	PT	Sérgio Pinto	PT			Subaru Impreza GC8	L99	6	6	3	2:26.862	14.745	0.873	116.5
10	96	Miguel Matias	PT	Miguel Matias	PT			Citroen Saxo VTS	L99	7	9	8	2:27.533	15.416	0.671	116.0
11	79	Hugo Ferreira	PT	Marco Osório	PT	Hugo Ferreira	PT	Renaul Spider	LEGEND	3	12	11	2:27.991	15.874	0.458	115.6
12	73	Raul Silva	PT	Raul Silva	PT			Citroen Saxo VTS	L99	8	12	12	2:28.493	16.376	0.502	115.2
13	88	António Silva	PT	António Silva	PT	Marco Silva	PT	Honda Civic EF3	L90	2	11	11	2:31.432	19.315	2.939	113.0
14	28	Gonçalo Macedo	PT	Gonçalo Macedo	PT			Citroen Saxo VTS	L99	9	6	4	2:32.733	20.616	1.301	112.0
15	33	Micael Batista	PT	Micael Batista	PT			Peugeot 205 GTI	L90	3	3	3	2:34.736	22.619	2.003	112.0
16	98	Tiago Montes	PT	Tiago Montes	PT			Honda Integra Type R	L99	10	5	3	2:34.808	22.691	0.072	110.5
17	38	Paulo Amaral Ascensão	PT	Paulo Ascensão	PT	Luís Ascensão	PT	Honda Civic EG6	L99	11	12	8	2:39.812	27.695	5.004	107.1
18	41	Cayo Santos	PT	Cayo Santos	PT			Hyundai Accent 1.5i	LEGEND	4	8	8	2:41.188	29.071	1.376	106.1
19	26	Hugo Silva	PT	Hugo Silva	PT			VW Golf 2 GTI	L99	12	10	10	2:41.537	29.420	0.349	105.9
20	87	Paulo Rui Moura Ferraz	PT	Paulo Ferraz	PT			Renault Clio 1.8 16 V	L99	13	7	7	2:47.105	34.988	5.568	102.4
21	47	Horst Baptista	PT	Horst Baptista	PT			Renault 5 GT Turbo	LEGEND	5	3	3	2:53.283	41.166	6.178	98.7
22	49	Nuno Martins	PT	Nuno Martins	PT			Hyundai Accent 1.5i	LEGEND	6	6	6	2:53.942	41.825	0.659	98.4
23	19	Hugo Martins	PT	Hugo Martins	PT			VW Polo	L99	14	10	8	2:57.508	45.391	3.566	96.4
24	94	Pedro Carvalho	PT	Pedro Carvalho	PT			Citroen Saxo VTS	L99	15	2	2	3:09.790	57.673	12.282	90.1

* PENALTIES

SOME LAP TIMES DELETED DUE TRACK LIMITS

Published at:.....

Track Temp: 50.8 °C Air Temp: 25.2 °C Humidity: 40 % Track Status: DRY

Race Director:

Pedro Lima

DCI PT26/1223

Timekeeper:

Paula García Viñas

JCR-04389-ESP/M



VILA REAL
Circuito Internacional





Vila Real
CPVL
Qualifying
Provisional Results by Category



Circuito Internacional de Vila Real 4.755 m.

L90																
Cls	Nº	Entrant/Team	Nat	Driver 1	Nat	Driver 2	Nat	Vehicle	Cat	Cls	Laps	Best	Time	Gap	Interval	Km/h
1	8	LOB Motorsport	PT	Luís Barros	PT			Ford Sierra RS 500	L90	1	4	3	2:12.117			129.5
2	88	António Silva	PT	António Silva	PT	Marco Silva	PT	Honda Civic EF3	L90	2	11	11	2:31.432	19.315	19.315	113.0
3	33	Micael Batista	PT	Micael Batista	PT			Peugeot 205 GTI	L90	3	3	3	2:34.736	22.619	3.304	110.6

L99																
Cls	Nº	Entrant/Team	Nat	Driver 1	Nat	Driver 2	Nat	Vehicle	Cat	Cls	Laps	Best	Time	Gap	Interval	Km/h
1	77	Bruno Lima	PT	Bruno Lima	PT	Paulo Lima	PT	BMW E30 M3	L99	1	12	11	2:19.175			122.9
2	44	Gonçalo Novo	PT	Gonçalo Novo	PT			Peugeot 106 S16	L99	2	7	4	2:20.790	1.615	1.615	121.5
3	56	Tiago Jorge Meireles Ribeiro	PT	Tiago Ribeiro	PT			Honda Integra Type R	L99	3	11	10	2:22.886	3.711	2.096	119.8
4	48	José Miguel Almeida	PT	José Miguel Almeida	PT			Honda Integra Type R	L99	4	12	12	2:24.375	5.200	1.489	118.5
5	37	Manuel Mota	PT	Fábio Mota	PT	Manuel Mota	PT	Citroen Saxo VTS	L99	5	12	7	2:24.617	5.442	0.242	118.3
6	55	Sérgio Pinto	PT	Sérgio Pinto	PT			Subaru Impreza GC8	L99	6	6	3	2:26.862	7.687	2.245	116.5
7	96	Miguel Matias	PT	Miguel Matias	PT			Citroen Saxo VTS	L99	7	9	8	2:27.533	8.358	0.671	116.0
8	73	Raul Silva	PT	Raul Silva	PT			Citroen Saxo VTS	L99	8	12	12	2:28.493	9.318	0.960	115.2
9	28	Gonçalo Macedo	PT	Gonçalo Macedo	PT			Citroen Saxo VTS	L99	9	6	4	2:32.733	13.558	4.240	112.0
10	98	Tiago Montes	PT	Tiago Montes	PT			Honda Integra Type R	L99	10	5	3	2:34.808	15.633	2.075	110.5
11	38	Paulo Amaral Ascensão	PT	Paulo Ascensão	PT	Luís Ascensão	PT	Honda Civic EG6	L99	11	12	8	2:39.812	20.637	5.004	107.1
12	26	Hugo Silva	PT	Hugo Silva	PT			VW Golf 2 GTI	L99	12	10	10	2:41.537	22.362	1.725	105.9
13	87	Paulo Rui Moura Ferraz	PT	Paulo Ferraz	PT			Renault Clio 1.8 16 V	L99	13	7	7	2:47.105	27.930	5.568	102.4
14	19	Hugo Martins	PT	Hugo Martins	PT			VW Polo	L99	14	10	8	2:57.508	38.333	10.403	96.4
15	94	Pedro Carvalho	PT	Pedro Carvalho	PT			Citroen Saxo VTS	L99	15	2	2	3:09.790	50.615	12.282	90.1

LEGENDS TROPHY																
Cls	Nº	Entrant/Team	Nat	Driver 1	Nat	Driver 2	Nat	Vehicle	Cat	Cls	Laps	Best	Time	Gap	Interval	Km/h
1	82	Pedro Lisboa	PT	Pedro Lisboa	PT			Renault Megane	LEGEND	1	12	11	2:25.560			117.6
2	13	Pedro Bartolomeu	PT	Pedro Bartolomeu	PT			Renault Spider	LEGEND	2	12	7	2:25.989	0.429	0.429	117.2
3	79	Hugo Ferreira	PT	Marco Osório	PT	Hugo Ferreira	PT	Renaul Spider	LEGEND	3	12	11	2:27.991	2.431	2.002	115.6
4	41	Cayo Santos	PT	Cayo Santos	PT			Hyundai Accent 1.5i	LEGEND	4	8	8	2:41.188	15.628	13.197	106.1
5	47	Horst Baptista	PT	Horst Baptista	PT			Renault 5 GT Turbo	LEGEND	5	3	3	2:53.283	27.723	12.095	98.7
6	49	Nuno Martins	PT	Nuno Martins	PT			Hyundai Accent 1.5i	LEGEND	6	6	6	2:53.942	28.382	0.659	98.4

* PENALTIES
SOME LAP TIMES DELETED DUE TRACK LIMITS

Published at:.....

Track Temp: 50.8 °C Air Temp: 25.2 °C Humidity: 40 % Track Status: DRY

Race Director:	Pedro Lima DCI PT26/1223	Timekeeper:	Paula García Viñas JCR-04389-ESP/M
-----------------------	-----------------------------	--------------------	---------------------------------------





Vila Real
CPVL
Qualifying
Lap Analysis



8 Luís Barros Ford Sierra RS 500 28 Gonçalo Macedo Citroen Saxo VTS
L90 LOB Motorsport L99 Gonçalo Macedo

Lap	D	Time	Sector 1	Sector 2	Sector 3	T. Spd	Elapsed	Lap	D	Time	Sector 1	Sector 2	Sector 3	T. Spd	Elapsed
1		15:40:28.681	P		15:40:28.681		15:40:28.681	1		15:40:22.065	P		15:40:22.065		15:40:22.065
2		2:32.474	55.086	52.334	45.054		15:43:01.155	2		2:49.551	1:02.216	59.622	47.713		15:43:11.616
3		2:12.117	44.287	47.786	40.044		15:45:13.272	3		2:35.661	52.085	57.457	46.119		15:45:47.277
4		2:13.037	44.091	48.148	40.798		15:47:26.309	4		2:32.733	51.118	55.940	45.675		15:48:20.010
5			1:11.003	1:29.902				5		7:12.120	P	59.369	1:11.889	5:00.862	15:55:32.130
								6		3:25.910	1:09.546	1:21.977	54.387		15:58:58.040
								7			50.974	55.319			

13 Pedro Bartolomeu Renault Spider
LEGENDS Pedro Bartolomeu

Lap	D	Time	Sector 1	Sector 2	Sector 3	T. Spd	Elapsed	Lap	D	Time	Sector 1	Sector 2	Sector 3	T. Spd	Elapsed
1		15:41:20.070	P		15:41:20.070		15:41:20.070	33							
2		2:51.329	58.753	1:03.445	49.131		15:44:11.399								
3		2:39.141	53.680	57.236	48.225		15:46:50.540								
4		2:34.695	51.477	55.933	47.285		15:49:25.235								
5		4:44.410	P	49.783	1:05.353	2:49.274	15:54:09.645								
6		2:31.176	52.284	54.754	44.138		15:56:40.821								
7		2:25.989	48.408	53.674	43.907		15:59:06.810								
8		2:27.545	48.492	54.010	45.043		16:01:34.355								
9		2:26.989	48.540	53.623	44.826		16:04:01.344								
10		2:26.739	48.872	53.688	44.179		16:06:28.083								
11		2:27.350	48.214	53.643	45.493		16:08:55.433								
12		3:13.788	53.465	1:18.752	1:01.571		16:12:09.221								

19 Hugo Martins VW Polo
L99 Hugo Martins

Lap	D	Time	Sector 1	Sector 2	Sector 3	T. Spd	Elapsed	Lap	D	Time	Sector 1	Sector 2	Sector 3	T. Spd	Elapsed
1		15:40:23.968	P		15:40:23.968		15:40:23.968	37							
2		3:22.749	1:11.744	1:12.275	58.730		15:43:46.717								
3		5:26.107	P	1:01.226	1:08.570	3:16.311	15:49:12.824								
4		3:12.607	1:05.364	1:12.086	55.157		15:52:25.431								
5		3:04.244	1:01.630	1:08.567	54.014		15:55:29.642								
6		3:06.042	1:02.515	1:07.850	55.677		15:58:35.684								
7		3:04.429	1:03.218	1:06.836	54.375		16:01:40.113								
8		2:57.508	59.674	1:04.909	52.925		16:04:37.621								
9		3:01.421	58.859	1:08.007	54.555		16:07:39.042								
10		2:59.675	1:02.314	1:04.924	52.437		16:10:38.717								
11			1:13.977	1:26.275											

26 Hugo Silva VW Golf 2 GTI
L99 Hugo Silva

Lap	D	Time	Sector 1	Sector 2	Sector 3	T. Spd	Elapsed	Lap	D	Time	Sector 1	Sector 2	Sector 3	T. Spd	Elapsed
1		15:40:35.027	P		15:40:35.027		15:40:35.027	38							
2		3:19.584	1:12.807	1:10.550	56.227		15:43:54.611								
3		2:51.582	56.448	1:03.784	51.350		15:46:46.193								
4		2:51.085	56.088	1:03.194	51.803		15:49:37.278								
5		3:16.222	1:00.634	1:15.166	1:00.422		15:52:53.500								
6		2:48.018	56.043	1:02.156	49.819		15:55:41.518								
7		2:49.157	55.969	1:02.586	50.602		15:58:30.675								
8		5:40.541	P	1:12.132	1:28.434	2:59.975	16:04:11.216								
9		3:34.184	1:13.850	1:18.569	1:01.765		16:07:45.400								
10		2:41.537	54.747	58.897	47.893		16:10:26.937								
11			1:22.383	1:31.916											





Vila Real
CPVL
Qualifying
Lap Analysis



41 Cayo Santos Hyundai Accent 1.5i

LEGENDS Cayo Santos							
Lap	D	Time	Sector 1	Sector 2	Sector 3	T. Spd	Elapsed
1		15:41:06.173	P		15:41:06.173		15:41:06.173
2		3:02.897	1:01.067	1:07.165	54.665		15:44:09.070
3		2:48.616	56.846	1:01.486	50.284		15:46:57.686
4		2:46.986	55.578	1:01.056	50.352		15:49:44.672
5		2:51.070	57.357	1:03.899	49.814		15:52:35.742
6		2:44.119	54.614	1:00.925	48.580		15:55:19.861
7		5:40.446	P	57.476	1:01.121	3:11.519	16:00:29.977
8		2:41.188	52.101	59.676	49.411		16:03:11.165
9			55.326	1:00.808			

44 Gonalo Novo Peugeot 106 S16

LEGENDS Gonalo Novo							
Lap	D	Time	Sector 1	Sector 2	Sector 3	T. Spd	Elapsed
1		15:41:31.809	P		15:41:31.809		15:41:31.809
2		2:33.593	52.521	54.933	46.139		15:44:05.402
3		2:27.772	49.506	54.967	43.299		15:46:33.174
4		2:20.790	47.447	50.657	42.686		15:48:53.964
5		2:42.486	50.878	1:05.215	46.393		15:51:36.450
6		2:20.433	47.387	52.163	40.883		15:53:56.883
7		2:20.881	47.098	51.158	42.625		15:56:17.764
8			1:09.325	1:18.991			

47 Horst Baptista Renault 5 GT Turbo

LEGENDS Horst Baptista							
Lap	D	Time	Sector 1	Sector 2	Sector 3	T. Spd	Elapsed
1		15:40:51.961	P		15:40:51.961		15:40:51.961
2		3:21.466	1:09.868	1:12.160	59.438		15:44:13.427
3		2:53.283	56.658	1:03.665	52.960		15:47:06.710

48 Jos Miguel Almeida Honda Integra Type R

LEGENDS Jos Miguel Almeida							
Lap	D	Time	Sector 1	Sector 2	Sector 3	T. Spd	Elapsed
1		15:40:32.696	P		15:40:32.696		15:40:32.696
2		2:53.827	1:02.361	1:01.437	50.029		15:43:26.523
3		2:29.647	49.812	54.858	44.977		15:45:56.170
4		2:28.569	49.873	53.877	44.819		15:48:24.739
5		3:08.903	1:01.384	1:13.787	53.732		15:51:33.642
6		2:25.779	48.951	53.210	43.618		15:53:59.421
7		2:52.497	55.084	1:04.888	52.525		15:56:51.918
8		2:36.097	48.707	52.871	54.519		15:59:28.015
9		2:25.006	48.018	53.371	43.617		16:01:53.021
10		3:14.142	1:01.336	1:11.679	1:01.127		16:05:07.163
11		3:14.763	1:06.097	1:11.809	56.857		16:08:21.926
12		2:24.375	47.784	52.455	44.136		16:10:46.301
13			1:06.948	1:20.863			

49 Nuno Martins Hyundai Accent 1.5i

LEGENDS Nuno Martins							
Lap	D	Time	Sector 1	Sector 2	Sector 3	T. Spd	Elapsed
1		15:40:30.217	P		15:40:30.217		15:40:30.217
2		3:02.231	1:01.447	1:06.578	54.206		15:43:32.448
3		2:55.183	59.382	1:03.460	52.341		15:46:27.631
4		2:55.145	59.098	1:03.614	52.433		15:49:22.776
5		3:01.638	59.114	1:08.768	53.756		15:52:24.414
6		2:53.942	59.155	1:02.166	52.621		15:55:18.356
7			59.798	1:01.480			

55 Srgio Pinto Subaru Impreza GC8

LEGENDS Srgio Pinto							
Lap	D	Time	Sector 1	Sector 2	Sector 3	T. Spd	Elapsed
1		15:40:59.097	P		15:40:59.097		15:40:59.097
2		2:51.932	59.831	1:03.871	48.230		15:43:51.029
3		2:26.862	49.827	53.373	43.662		15:46:17.891
4		2:53.695	1:03.081	59.758	50.856		15:49:11.586
5		2:36.746	49.519	1:00.621	46.606		15:51:48.332
6		2:27.391	49.980	52.721	44.690		15:54:15.723
7			1:17.068	1:31.549			

56 Tiago Ribeiro Honda Integra Type R

LEGENDS Tiago Jorge Meireles Ribeiro							
Lap	D	Time	Sector 1	Sector 2	Sector 3	T. Spd	Elapsed
1		15:40:18.040	P		15:40:18.040		15:40:18.040
2		2:51.740	1:05.004	58.144	48.592		15:43:09.780
3		2:32.443	50.693	55.816	45.934		15:45:42.223
4		2:25.656	48.806	52.635	44.215		15:48:07.879
5		4:17.597	P	53.784	58.609	2:25.204	15:52:25.476
6		2:37.625	53.156	55.964	48.505		15:55:03.101
7		2:27.315	49.230	53.660	44.425		15:57:30.416
8		2:42.792	55.892	58.079	48.821		16:00:13.208
9		2:26.912	48.749	53.036	45.127		16:02:40.120
10		2:22.886	48.249	51.754	42.883		16:05:03.006
11		2:56.693	1:02.386	1:03.151	51.156		16:07:59.699
12			48.007	1:07.964			

73 Raul Silva Citroen Saxo VTS

LEGENDS Raul Silva							
Lap	D	Time	Sector 1	Sector 2	Sector 3	T. Spd	Elapsed
1		15:40:47.356	P		15:40:47.356		15:40:47.356
2		3:15.734	1:09.305	1:11.646	54.783		15:44:03.090
3		2:48.460	54.708	1:02.637	51.115		15:46:51.550
4		2:34.214	51.114	56.921	46.179		15:49:25.764
5		2:41.640	50.904	1:02.635	48.101		15:52:07.404
6		2:32.270	50.377	55.432	46.461		15:54:39.674
7		2:32.115	51.121	55.565	45.429		15:57:11.789
8		2:31.683	50.202	56.171	45.310		15:59:43.472
9		4:29.276	P	57.801	1:01.322	2:30.153	16:04:12.748
10		2:50.776	59.903	1:02.187	48.686		16:07:03.524
11		2:30.214	50.365	55.181	44.668		16:09:33.738
12		2:28.493	50.470	54.149	43.874		16:12:02.231





Vila Real
CPVL
Qualifying
Lap Analysis



77 Bruno Lima BMW E30 M3 **87** Paulo Ferraz Renault Clio 1.8 16 V
L99 Paulo Lima Bruno Lima L99 Paulo Rui Moura Ferraz

Lap	D	Time	Sector 1	Sector 2	Sector 3	T. Spd	Elapsed	Lap	D	Time	Sector 1	Sector 2	Sector 3	T. Spd	Elapsed
1		15:40:25.557 P			15:40:25.557		15:40:25.557	1		15:41:24.610 P			15:41:24.610		15:41:24.610
2		2:43.063	1:00.807	56.517	45.739		15:43:08.620	2		3:09.684	1:07.577	1:08.865	53.242		15:44:34.294
3		2:24.677	49.878	51.533	43.266		15:45:33.297	3		2:52.734	56.709	1:02.824	53.201		15:47:27.028
4		2:22.708	48.501	50.776	43.431		15:47:56.005	4		2:53.186	57.919	1:03.662	51.605		15:50:20.214
5		5:18.691 P	54.094	1:09.164	3:15.433		15:53:14.696	5		3:05.053	1:05.092	1:07.438	52.523		15:53:25.267
6		2:50.003	58.173	1:02.720	49.110		15:56:04.699	6		2:51.276	58.397	1:02.704	50.175		15:56:16.543
7		2:23.779	47.972	51.175	44.632		15:58:28.478	7		2:47.105	56.622	1:00.508	49.975		15:59:03.648
8		2:20.808	47.768	50.420	42.620		16:00:49.286	8			1:06.194	1:22.719			
9		3:24.035	1:00.490	1:17.611	1:02.934		16:04:10.321	88 António Silva Honda Civic EF3							
10		3:06.558	1:01.521	1:11.763	53.274		16:07:16.879	L90 Marco Silva António Silva							
11		2:19.175	47.144	50.009	42.022		16:09:36.054	Lap D	Time	Sector 1	Sector 2	Sector 3	T. Spd	Elapsed	
12		2:19.955	47.123	49.836	42.996		16:11:56.009	1		15:40:20.385 P			15:40:20.385		15:40:20.385

79 Marco Osório Renault Spider
LEGENDS Hugo Ferreira Hugo Ferreira

Lap	D	Time	Sector 1	Sector 2	Sector 3	T. Spd	Elapsed	Lap	D	Time	Sector 1	Sector 2	Sector 3	T. Spd	Elapsed
1		15:41:01.776 P			15:41:01.776		15:41:01.776	1		15:40:20.385 P			15:40:20.385		15:40:20.385
2		2:41.623	55.164	59.665	46.794		15:43:43.399	2		3:09.344	1:06.305	1:08.163	54.876		15:43:29.729
3		2:28.037	49.486	54.415	44.136		15:46:11.436	3		2:44.123	54.293	59.722	50.108		15:46:13.852
4		2:28.691	48.790	54.562	45.339		15:48:40.127	4		2:39.772	52.320	58.817	48.635		15:48:53.624
5		5:56.958 P	49.487	1:02.273	4:05.198		15:54:37.085	5		2:48.290	52.757	1:05.186	50.347		15:51:41.914
6		2:37.884	55.672	56.598	45.614		15:57:14.969	6		2:35.591	50.880	57.194	47.517		15:54:17.505
7		2:31.648	49.835	54.928	46.885		15:59:46.617	7		2:41.799	53.918	57.972	49.909		15:56:59.304
8		2:35.196	52.906	55.856	46.434		16:02:21.813	8		2:47.042	51.883	1:04.481	50.678		15:59:46.346
9		2:28.804	49.673	54.719	44.412		16:04:50.617	9		5:09.532 P	54.406	1:01.262	3:13.864		16:04:55.878
10		2:28.179	48.881	54.887	44.411		16:07:18.796	10		2:40.868	55.414	57.093	48.361		16:07:36.746
11		2:27.991	48.745	54.513	44.733		16:09:46.787	11		2:31.432	50.068	55.296	46.068		16:10:08.178
12		2:30.943	49.377	56.245	45.321		16:12:17.730	12			52.749	58.254			

82 Pedro Lisboa Renault Megane
LEGENDS Pedro Lisboa

Lap	D	Time	Sector 1	Sector 2	Sector 3	T. Spd	Elapsed	Lap	D	Time	Sector 1	Sector 2	Sector 3	T. Spd	Elapsed
1		15:41:09.314 P			15:41:09.314		15:41:09.314	1		15:41:27.144 P			15:41:27.144		15:41:27.144
2		2:59.491	1:01.541	1:07.757	50.193		15:44:08.805	2		3:09.790	1:07.077	1:08.259	54.454		15:44:36.934
3		2:35.041	51.500	57.051	46.490		15:46:43.846	3			55.419	1:00.607			
4		2:30.377	49.879	55.211	45.287		15:49:14.223	94 Pedro Carvalho Citroen Saxo VTS							
5		4:54.178 P	49.249	58.810	3:06.119		15:54:08.401	L99 Pedro Carvalho							
6		2:31.378	52.803	54.213	44.362		15:56:39.779	Lap D	Time	Sector 1	Sector 2	Sector 3	T. Spd	Elapsed	
7		2:26.083	49.048	53.140	43.895		15:59:05.862	1		15:41:27.144 P			15:41:27.144		15:41:27.144
8		2:27.505	48.825	53.997	44.683		16:01:33.367	2		3:09.790	1:07.077	1:08.259	54.454		15:44:36.934
9		2:25.842	48.744	53.077	44.021		16:03:59.209	3			55.419	1:00.607			
10		2:26.478	49.566	53.066	43.846		16:06:25.687	96 Miguel Matias Citroen Saxo VTS							
11		2:25.560	48.386	52.874	44.300		16:08:51.247	L99 Miguel Matias							
12		2:26.364	48.785	53.587	43.992		16:11:17.611	Lap D	Time	Sector 1	Sector 2	Sector 3	T. Spd	Elapsed	
13			1:08.336	1:23.934				1		15:41:05.020 P			15:41:05.020		15:41:05.020

98 Tiago Montes Honda Integra Type R
L99 Tiago Montes

Lap	D	Time	Sector 1	Sector 2	Sector 3	T. Spd	Elapsed	Lap	D	Time	Sector 1	Sector 2	Sector 3	T. Spd	Elapsed
1		15:41:22.815 P			15:41:22.815		15:41:22.815	1		15:41:22.815 P			15:41:22.815		15:41:22.815
2		2:54.645	56.670	1:06.966	51.009		15:44:17.460	2		2:58.522	59.691	1:06.723	52.108		15:44:03.542
3		2:34.808	51.199	55.572	48.037		15:46:52.268	3		2:31.460	51.240	55.748	44.472		15:46:35.002
4		10:04.135 P	1:10.353	1:30.739	7:23.043		15:56:56.403	4		2:30.278	49.783	55.401	45.094		15:49:05.280
5		2:55.133	1:00.174	1:04.856	50.103		15:59:51.536	5		2:43.163	48.758	1:02.772	51.633		15:51:48.443
6			51.441	1:10.430				6		2:52.882	55.051	1:04.642	53.189		15:54:41.325





Vila Real
CPVL
Qualifying

Best Sectors Results



Circuito Internacional de Vila Real 4.755 m.

Sector - 1			Sector - 2			Sector - 3			Ideal Lap vs Best Lap		
Clas	Nº Driver	Time	Nº Driver	Time	Nº Driver	Time	Clas	Nº Driver	Ideal Lap	Best Lap	Clas
1	8 Luís Barros	44.091	8 Luís Barros	47.786	8 Luís Barros	40.044	1	8 Luís Barros	2:11.921	2:12.117	1
2	44 Gonçalo Novo	47.098	77 Lima - Lima	49.836	44 Gonçalo Novo	40.883	2	44 Gonçalo Novo	2:18.638	2:20.790	3
3	77 Lima - Lima	47.123	44 Gonçalo Novo	50.657	77 Lima - Lima	42.022	3	77 Lima - Lima	2:18.981	2:19.175	2
4	48 José Miguel Almeida	47.784	56 Tiago Ribeiro	51.754	56 Tiago Ribeiro	42.883	4	56 Tiago Ribeiro	2:22.644	2:22.886	4
5	56 Tiago Ribeiro	48.007	37 Mota - Mota	52.348	37 Mota - Mota	43.020	5	37 Mota - Mota	2:23.827	2:24.617	6
6	13 Pedro Bartolomeu	48.214	48 José Miguel Almeida	52.455	48 José Miguel Almeida	43.617	6	48 José Miguel Almeida	2:23.856	2:24.375	5
7	82 Pedro Lisboa	48.386	55 Sérgio Pinto	52.721	55 Sérgio Pinto	43.662	7	82 Pedro Lisboa	2:25.106	2:25.560	7
8	37 Mota - Mota	48.459	82 Pedro Lisboa	52.874	82 Pedro Lisboa	43.846	8	13 Pedro Bartolomeu	2:25.744	2:25.989	8
9	79 Osório - Ferreira	48.745	13 Pedro Bartolomeu	53.623	73 Raul Silva	43.874	9	55 Sérgio Pinto	2:25.902	2:26.862	9
10	96 Miguel Matias	48.758	96 Miguel Matias	53.744	13 Pedro Bartolomeu	43.907	10	96 Miguel Matias	2:26.974	2:27.533	10
11	55 Sérgio Pinto	49.519	73 Raul Silva	54.149	79 Osório - Ferreira	44.136	11	79 Osório - Ferreira	2:27.296	2:27.991	11
12	88 Silva - Silva	50.068	79 Osório - Ferreira	54.415	96 Miguel Matias	44.472	12	73 Raul Silva	2:28.225	2:28.493	12
13	73 Raul Silva	50.202	88 Silva - Silva	55.296	28 Gonçalo Macedo	45.675	13	88 Silva - Silva	2:31.432	2:31.432	13
14	28 Gonçalo Macedo	50.974	28 Gonçalo Macedo	55.319	88 Silva - Silva	46.068	14	28 Gonçalo Macedo	2:31.968	2:32.733	14
15	98 Tiago Montes	51.199	98 Tiago Montes	55.572	33 Micael Batista	46.711	15	33 Micael Batista	2:34.736	2:34.736	15
16	33 Micael Batista	51.532	33 Micael Batista	56.493	26 Hugo Silva	47.893	16	98 Tiago Montes	2:34.808	2:34.808	16
17	41 Cayo Santos	52.101	38 Ascensão - Ascensão	57.698	98 Tiago Montes	48.037	17	38 Ascensão - Ascensão	2:39.095	2:39.812	17
18	38 Ascensão - Ascensão	52.901	26 Hugo Silva	58.897	38 Ascensão - Ascensão	48.496	18	41 Cayo Santos	2:40.357	2:41.188	18
19	26 Hugo Silva	54.747	41 Cayo Santos	59.676	41 Cayo Santos	48.580	19	26 Hugo Silva	2:41.537	2:41.537	19
20	94 Pedro Carvalho	55.419	87 Paulo Ferraz	1:00.508	87 Paulo Ferraz	49.975	20	87 Paulo Ferraz	2:47.105	2:47.105	20
21	87 Paulo Ferraz	56.622	94 Pedro Carvalho	1:00.607	49 Nuno Martins	52.341	21	94 Pedro Carvalho	2:50.480	3:09.790	24
22	47 Horst Baptista	56.658	49 Nuno Martins	1:01.480	19 Hugo Martins	52.437	22	49 Nuno Martins	2:52.919	2:53.942	22
23	19 Hugo Martins	58.859	47 Horst Baptista	1:03.665	47 Horst Baptista	52.960	23	47 Horst Baptista	2:53.283	2:53.283	21
24	49 Nuno Martins	59.098	19 Hugo Martins	1:04.909	94 Pedro Carvalho	54.454	24	19 Hugo Martins	2:56.205	2:57.508	23



VILA REAL
Circuito Internacional





Vila Real
CPVL
Qualifying
Best 5 Lap Times

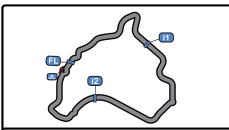


Cl	Nº Entrant/Team	Nat	Driver 1	Nat	Driver 2	Nat	Vehicle	Cat	Cl	Best 1		Best 2		Best 3		Best 4		Best 5		
										Time	Lap	Time	Lap	Time	Lap	Time	Lap	Time	Lap	
1	8 LOB Motorsport	PT	Luis Barros	PT			Ford Sierra RS 500	L90	1	2:12.117	3	2:13.037	4	2:32.474	2					
2	77 Bruno Lima	PT	Bruno Lima	PT	Paulo Lima	PT	BMW E30 M3	L99	1	2:19.175	11	2:19.955	12	2:20.808	8	2:22.708	4	2:23.779	7	
3	44 Gonçalo Novo	PT	Gonçalo Novo	PT			Peugeot 106 S16	L99	2	2:20.790	4	2:20.881	7	2:27.772	3	2:33.593	2	2:42.486	5	
4	56 Tiago Jorge Meireles Ribeiro	PT	Tiago Ribeiro	PT			Honda Integra Type R	L99	3	2:22.886	10	2:25.656	4	2:26.912	9	2:27.315	7	2:32.443	3	
5	48 José Miguel Almeida	PT	José Miguel Almeida	PT			Honda Integra Type R	L99	4	2:24.375	12	2:25.006	9	2:25.779	6	2:28.569	4	2:29.647	3	
6	37 Manuel Mota	PT	Fábio Mota	PT	Manuel Mota	PT	Citroen Saxo VTS	L99	5	2:24.617	7	2:25.328	6	2:36.142	12	2:39.039	11	2:43.064	10	
7	82 Pedro Lisboa	PT	Pedro Lisboa	PT			Renault Megane	LEGEND	1	2:25.560	11	2:25.842	9	2:26.083	7	2:26.364	12	2:26.478	10	
8	13 Pedro Bartolomeu	PT	Pedro Bartolomeu	PT			Renault Spider	LEGEND	2	2:25.989	7	2:26.739	10	2:26.989	9	2:27.350	11	2:27.545	8	
9	55 Sérgio Pinto	PT	Sérgio Pinto	PT			Subaru Impreza GC8	L99	6	2:26.862	3	2:27.391	6	2:36.746	5	2:51.932	2	2:53.695	4	
10	96 Miguel Matias	PT	Miguel Matias	PT			Citroen Saxo VTS	L99	7	2:27.533	8	2:30.278	4	2:31.460	3	2:38.356	7	2:43.163	5	
11	79 Hugo Ferreira	PT	Marco Osório	PT	Hugo Ferreira	PT	Renaul Spider	LEGEND	3	2:27.991	11	2:28.037	3	2:28.179	10	2:28.691	4	2:28.804	9	
12	73 Raul Silva	PT	Raul Silva	PT			Citroen Saxo VTS	L99	8	2:28.493	12	2:30.214	11	2:31.683	8	2:32.115	7	2:32.270	6	
13	88 António Silva	PT	António Silva	PT	Marco Silva	PT	Honda Civic EF3	L90	2	2:31.432	11	2:35.591	6	2:39.772	4	2:40.868	10	2:41.799	7	
14	28 Gonçalo Macedo	PT	Gonçalo Macedo	PT			Citroen Saxo VTS	L99	9	2:32.733	4	2:35.661	3	2:49.551	2	3:25.910	6	7:12.120	5	
15	33 Micael Batista	PT	Micael Batista	PT			Peugeot 205 GTI	L90	3	2:34.736	3	3:07.470	2							
16	98 Tiago Montes	PT	Tiago Montes	PT			Honda Integra Type R	L99	10	2:34.808	3	2:54.645	2	2:55.133	5	10:04.13	4			
17	38 Paulo Amaral Ascensão	PT	Paulo Ascensão	PT	Luís Ascensão	PT	Honda Civic EG6	L99	11	2:39.812	8	2:40.307	9	2:41.676	7	2:44.198	4	2:44.378	6	
18	41 Cayo Santos	PT	Cayo Santos	PT			Hyundai Accent 1.5i	LEGEND	4	2:41.188	8	2:44.119	6	2:46.986	4	2:48.616	3	2:51.070	5	
19	26 Hugo Silva	PT	Hugo Silva	PT			VW Golf 2 GTI	L99	12	2:41.537	10	2:48.018	6	2:49.157	7	2:51.085	4	2:51.582	3	
20	87 Paulo Rui Moura Ferraz	PT	Paulo Ferraz	PT			Renault Clio 1.8 16 V	L99	13	2:47.105	7	2:51.276	6	2:52.734	3	3:05.053	5	3:09.684	2	
21	47 Horst Baptista	PT	Horst Baptista	PT			Renault 5 GT Turbo	LEGEND	5	2:53.283	3	3:21.466	2							
22	49 Nuno Martins	PT	Nuno Martins	PT			Hyundai Accent 1.5i	LEGEND	6	2:53.942	6	2:55.145	4	2:55.183	3	3:01.638	5	3:02.231	2	
23	19 Hugo Martins	PT	Hugo Martins	PT			VW Polo	L99	14	2:57.508	8	2:59.675	10	3:01.421	9	3:04.429	7	3:06.042	6	
24	94 Pedro Carvalho	PT	Pedro Carvalho	PT			Citroen Saxo VTS	L99	15	3:09.790	2									



VILA REAL
Circuito Internacional





Vila Real
CPVL
Qualifying

Fastest Laps Sequence

Circuito Internacional de Vila Real 4.755 m.



Lap	Time of Day	Session Time	Nº Entrant/Team	Nat	Driver 1	Nat	Driver 2	Nat	Vehicle	Cat	Time	Km/h
2	15:43:01.155	3:01.155	8 LOB Motorsport		Luís Barros				Ford Sierra RS 500	L90	2:32.474	112.2
3	15:45:13.272	5:13.272	8 LOB Motorsport		Luís Barros				Ford Sierra RS 500	L90	2:12.117	129.5



VILA REAL
Circuito Internacional





Vila Real
CPVL
Qualifying
Pit Stop Analysis



13 Pedro Bartolomeu Renault Spider

LEGENDS T							
Nº	In Day Time	In Time	Out Time	Pit Time	T. Pit Time	Handicap	Diff.
1	15:52:12.282	15:52:12.282	15:54:09.645	1:57.363	1:57.363		

19 Hugo Martins VW Polo

L99							
Nº	In Day Time	In Time	Out Time	Pit Time	T. Pit Time	Handicap	Diff.
1	15:46:53.058	15:46:53.058	15:49:12.824	2:19.766	2:19.766		

26 Hugo Silva VW Golf 2 GTI

L99							
Nº	In Day Time	In Time	Out Time	Pit Time	T. Pit Time	Handicap	Diff.
1	16:02:19.283	16:02:19.283	16:04:11.216	1:51.933	1:51.933		

37 Fábio Mota Citroen Saxo VTS

L99							
Nº	In Day Time	In Time	Out Time	Pit Time	T. Pit Time	Handicap	Diff.
1	16:00:15.402	16:00:15.402	16:01:41.565	1:26.163	1:26.163		

41 Cayo Santos Hyundai Accent 1.5i

LEGENDS T							
Nº	In Day Time	In Time	Out Time	Pit Time	T. Pit Time	Handicap	Diff.
1	15:58:07.022	15:58:07.022	16:00:29.977	2:22.955	2:22.955		

56 Tiago Ribeiro Honda Integra Type R

L99							
Nº	In Day Time	In Time	Out Time	Pit Time	T. Pit Time	Handicap	Diff.
1	15:50:58.226	15:50:58.226	15:52:25.476	1:27.250	1:27.250		

73 Raul Silva Citroen Saxo VTS

L99							
Nº	In Day Time	In Time	Out Time	Pit Time	T. Pit Time	Handicap	Diff.
1	16:02:36.164	16:02:36.164	16:04:12.748	1:36.584	1:36.584		

77 Bruno Lima BMW E30 M3

L99							
Nº	In Day Time	In Time	Out Time	Pit Time	T. Pit Time	Handicap	Diff.
1	15:51:00.143	15:51:00.143	15:53:14.696	2:14.553	2:14.553		

79 Marco Osório Renault Spider

LEGENDS T							
Nº	In Day Time	In Time	Out Time	Pit Time	T. Pit Time	Handicap	Diff.
1	15:51:23.271	15:51:23.271	15:54:37.085	3:13.814	3:13.814		

82 Pedro Lisboa Renault Megane

LEGENDS T							
Nº	In Day Time	In Time	Out Time	Pit Time	T. Pit Time	Handicap	Diff.
1	15:51:48.204	15:51:48.204	15:54:08.401	2:20.197	2:20.197		

88 António Silva Honda Civic EF3

L90							
Nº	In Day Time	In Time	Out Time	Pit Time	T. Pit Time	Handicap	Diff.
1	16:02:35.046	16:02:35.046	16:04:55.878	2:20.832	2:20.832		

96 Miguel Matias Citroen Saxo VTS

L99							
Nº	In Day Time	In Time	Out Time	Pit Time	T. Pit Time	Handicap	Diff.
1	16:02:57.197	16:02:57.197	16:10:49.072	7:51.875	7:51.875		

98 Tiago Montes Honda Integra Type R

L99							
Nº	In Day Time	In Time	Out Time	Pit Time	T. Pit Time	Handicap	Diff.
1	15:50:35.243	15:50:35.243	15:56:56.403	6:21.160	6:21.160		

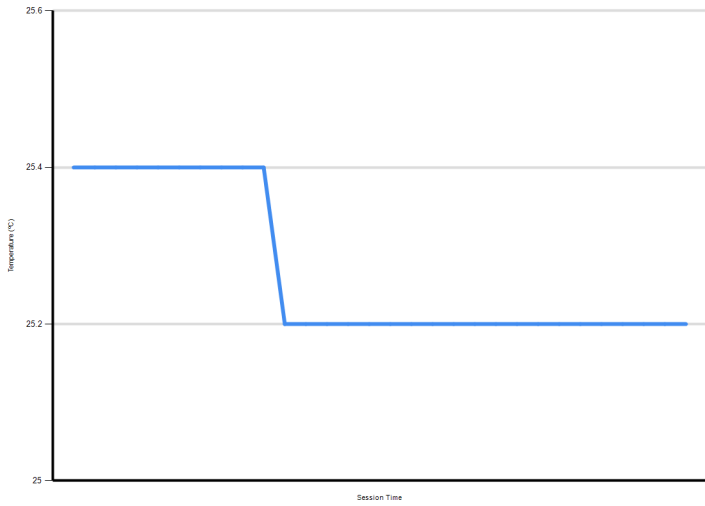




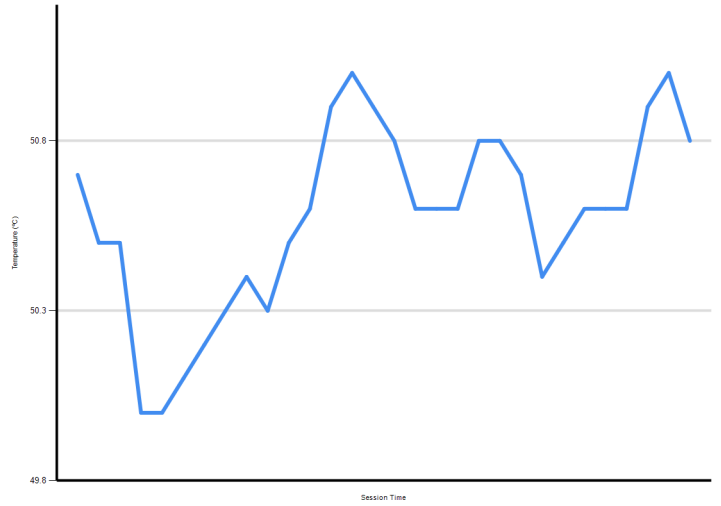
Vila Real
CPVL
Qualifying
Weather Report




Air Temperature




Track Temperature




Humidity



Pressure



Wind Speed



Wind direction

