

Vila Real

CPVL

Race - 1

Provisional Results



Circuito Internacional de Vila Real 4.755 m

Cls	Nº	Entrant/Team	Nat	Driver 1	Nat	Driver 2	Nat	Vehicle	Cat	Cl	Laps	Total Time	Gap	Interval	Km/h	Best	Time	Km/h
1	8	LOB Motorsport	PT	Luis Barros	PT			Ford Sierra RS 500	L90	1	6	17:16.254			99.1	1	2:14.829	126.9
2	44	Gonçalo Novo	PT	Gonçalo Novo	PT			Peugeot 106 S16	L99	1	6	17:27.158	10.904	10.904	98.0	1	2:19.660	122.5
3	55	Sérgio Pinto	PT	Sérgio Pinto	PT			Subaru Impreza GC8	L99	2	6	17:32.684	16.430	5.526	97.5	5	2:23.059	119.6
4	37	Manuel Mota	PT	Fábio Mota	PT	Manuel Mota	PT	Citroen Saxo VTS	L99	3	6	17:39.969	23.715	7.285	96.8	1	2:22.889	119.7
5	21	José Meireles	PT	José Meireles	PT			BMW E30 M3	L90	2	6	17:40.117	23.863	0.148	96.8	4	2:24.508	118.4
6	56	Tiago Jorge Meireles Ribeiro	PT	Tiago Ribeiro	PT			Honda Integra Type R	L99	4	6	17:42.038	25.784	1.921	96.7	1	2:22.380	120.2
7	96	Miguel Matias	PT	Miguel Matias	PT			Citroen Saxo VTS	L99	5	6	17:43.900	27.646	1.862	96.5	6	2:26.839	116.5
8	13	Pedro Bartolomeu	PT	Pedro Bartolomeu	PT			Renault Spider	LEGEND	1	6	17:46.306	30.052	2.406	96.3	6	2:27.251	116.2
9	48	José Miguel Almeida	PT	José Miguel Almeida	PT			Honda Integra Type R	L99	6	6	17:52.881	36.627	6.575	95.7	4	2:27.924	115.7
10	33	Micael Batista	PT	Micael Batista	PT			Peugeot 205 GTI	L90	3	6	18:00.098	43.844	7.217	95.0	6	2:17.385	124.5
11	28	Gonçalo Macedo	PT	Gonçalo Macedo	PT			Citroen Saxo VTS	L99	7	6	18:01.040	44.786	0.942	95.0	5	2:28.963	114.9
12	88	António Silva	PT	António Silva	PT	Marco Silva	PT	Honda Civic EF3	L90	4	6	18:01.688	45.434	0.648	94.9	6	2:29.234	114.7
13	98	Tiago Montes	PT	Tiago Montes	PT			Honda Integra Type R	L99	8	6	18:13.771	57.517	12.083	93.9	6	2:33.758	111.3
14	26	Hugo Silva	PT	Hugo Silva	PT			VW Golf 2 GTI	L99	9	6	18:31.072	1:14.818	17.301	92.4	5	2:38.653	107.8
15	41	Cayo Santos	PT	Cayo Santos	PT			Hyundai Accent 1.5i	LEGEND	2	6	18:53.833	1:37.579	22.761	90.5	6	2:44.766	103.8
16	18	Pedro Faria	PT	Pedro Faria	PT			Honda Civic EF	L90	5	6	19:18.367	2:02.113	24.534	88.6	6	2:48.713	101.4
17	19	Hugo Martins	PT	Hugo Martins	PT			VW Polo	L99	10	6	19:23.222	2:06.968	4.855	88.2	6	2:54.271	98.2
18	49	Nuno Martins	PT	Nuno Martins	PT			Hyundai Accent 1.5i	LEGEND	3	5	16:43.609	1 Lap	1 Lap	85.2	1	2:58.045	96.1
19	38	Paulo Amaral Ascensão	PT	Paulo Ascensão	PT	Luis Ascensão	PT	Honda Civic EG6	L99	11	5	16:45.032	1 Lap	1.423	85.1	1	2:55.796	97.3

Not classified: (Requirements: 75% of number laps of leader = 5 Laps)

82	Pedro Lisboa	PT	Pedro Lisboa	PT			Renault Megane	LEGEND	4	4	12:50.440	2 Laps	1 Lap	88.8	4	2:28.294	115.4
87	Paulo Rui Moura Ferraz	PT	Paulo Ferraz	PT			Renault Clio 1.8 16 V	L99	12	4	13:38.417	2 Laps	47.977	83.6	1	2:57.094	96.6
73	Raul Silva	PT	Raul Silva	PT			Citroen Saxo VTS	L99	13	3	10:23.708	3 Laps	1 Lap	82.3	1	2:35.304	110.2
47	Horst Baptista	PT	Horst Baptista	PT			Renault 5 GT Turbo	LEGEND	5	1	2:53.678	5 Laps	2 Laps	98.5	1	2:53.678	98.5
77	Bruno Lima	PT	Bruno Lima	PT	Paulo Lima	PT	BMW E30 M3	L99	14								
79	Hugo Ferreira	PT	Marco Osório	PT	Hugo Ferreira	PT	Renaul Spider	LEGEND	6								
94	Pedro Carvalho	PT	Pedro Carvalho	PT			Citroen Saxo VTS	L99	15								

Fastest lap Luis Barros in 2:14.829 at 126.9 Km/h in lap 1

L90	8	LOB Motorsport	PT	Luis Barros	PT			Ford Sierra RS 500	1	2:14.829	126.9
L99	44	Gonçalo Novo	PT	Gonçalo Novo	PT			Peugeot 106 S16	1	2:19.660	122.5
LEGEND S TROPHY	13	Pedro Bartolomeu	PT	Pedro Bartolomeu	PT			Renault Spider	6	2:27.251	116.2

Published at:.....

Track Temp: 37.4 °C Air Temp: 24.7 °C Humidity: 44 % Track Status: DRY

Race Director:

Pedro Lima

DCI PT26/1223

Timekeeper:

Paula García Viñas

JCR-04389-ESP/M



VILA REAL
Circuito Internacional





Vila Real

CPVL

Race - 1

Provisional Results by Category



Circuito Internacional de Vila Real 4.755 m

L90																		
Cls	Nº	Entrant/Team	Nat	Driver 1	Nat	Driver 2	Nat	Vehicle	Cat	Cl	Laps	Total Time	Gap	Interval	Km/h	Best	Time	Km/h
1	8	LOB Motorsport	PT	Luís Barros	PT			Ford Sierra RS 500	L90	1	6	17:16.254			99.1	1	2:14.829	126.9
2	21	José Meireles	PT	José Meireles	PT			BMW E30 M3	L90	2	6	17:40.117	23.863	23.863	96.8	4	2:24.508	118.4
3	33	Micael Batista	PT	Micael Batista	PT			Peugeot 205 GTI	L90	3	6	18:00.098	43.844	19.981	95.0	6	2:17.385	124.5
4	88	António Silva	PT	António Silva	PT	Marco Silva	PT	Honda Civic EF3	L90	4	6	18:01.688	45.434	1.590	94.9	6	2:29.234	114.7
5	18	Pedro Faria	PT	Pedro Faria	PT			Honda Civic EF	L90	5	6	19:18.367	2:02.113	1:16.679	88.6	6	2:48.713	101.4

L99																		
Cls	Nº	Entrant/Team	Nat	Driver 1	Nat	Driver 2	Nat	Vehicle	Cat	Cl	Laps	Total Time	Gap	Interval	Km/h	Best	Time	Km/h
1	44	Gonçalo Novo	PT	Gonçalo Novo	PT			Peugeot 106 S16	L99	1	6	17:27.158			98.0	1	2:19.660	122.5
2	55	Sérgio Pinto	PT	Sérgio Pinto	PT			Subaru Impreza GC8	L99	2	6	17:32.684	5.526	5.526	97.5	5	2:23.059	119.6
3	37	Manuel Mota	PT	Fábio Mota	PT	Manuel Mota	PT	Citroen Saxo VTS	L99	3	6	17:39.969	12.811	7.285	96.8	1	2:22.889	119.7
4	56	Tiago Jorge Meireles Ribeiro	PT	Tiago Ribeiro	PT			Honda Integra Type R	L99	4	6	17:42.038	14.880	2.069	96.7	1	2:22.380	120.2
5	96	Miguel Matias	PT	Miguel Matias	PT			Citroen Saxo VTS	L99	5	6	17:43.900	16.742	1.862	96.5	6	2:26.839	116.5
6	48	José Miguel Almeida	PT	José Miguel Almeida	PT			Honda Integra Type R	L99	6	6	17:52.881	25.723	8.981	95.7	4	2:27.924	115.7
7	28	Gonçalo Macedo	PT	Gonçalo Macedo	PT			Citroen Saxo VTS	L99	7	6	18:01.040	33.882	8.159	95.0	5	2:28.963	114.9
8	98	Tiago Montes	PT	Tiago Montes	PT			Honda Integra Type R	L99	8	6	18:13.771	46.613	12.731	93.9	6	2:33.758	111.3
9	26	Hugo Silva	PT	Hugo Silva	PT			VW Golf 2 GTI	L99	9	6	18:31.072	1:03.914	17.301	92.4	5	2:38.653	107.8
10	19	Hugo Martins	PT	Hugo Martins	PT			VW Polo	L99	10	6	19:23.222	1:56.064	52.150	88.2	6	2:54.271	98.2
11	38	Paulo Amaral Ascensão	PT	Paulo Ascensão	PT	Luís Ascensão	PT	Honda Civic EG6	L99	11	5	16:45.032	1 Lap	1 Lap	85.1	1	2:55.796	97.3

Not classified: (Requirements: 75% of number laps of leader = 5 Laps)

87	Paulo Rui Moura Ferraz	PT	Paulo Ferraz	PT			Renault Clio 1.8 16 V	L99	12	4	13:38.417	2 Laps	1 Lap	83.6	1	2:57.094	96.6
73	Raul Silva	PT	Raul Silva	PT			Citroen Saxo VTS	L99	13	3	10:23.708	3 Laps	1 Lap	82.3	1	2:35.304	110.2
77	Bruno Lima	PT	Bruno Lima	PT	Paulo Lima	PT	BMW E30 M3	L99	14								
94	Pedro Carvalho	PT	Pedro Carvalho	PT			Citroen Saxo VTS	L99	15								

LEGENDS TROPHY																		
Cls	Nº	Entrant/Team	Nat	Driver 1	Nat	Driver 2	Nat	Vehicle	Cat	Cl	Laps	Total Time	Gap	Interval	Km/h	Best	Time	Km/h
1	13	Pedro Bartolomeu	PT	Pedro Bartolomeu	PT			Renault Spider	LEGEND	1	6	17:46.306			96.3	6	2:27.251	116.2
2	41	Cayo Santos	PT	Cayo Santos	PT			Hyundai Accent 1.5i	LEGEND	2	6	18:53.833	1:07.527	1:07.527	90.5	6	2:44.766	103.8
3	49	Nuno Martins	PT	Nuno Martins	PT			Hyundai Accent 1.5i	LEGEND	3	5	16:43.609	1 Lap	1 Lap	85.2	1	2:58.045	96.1

Not classified: (Requirements: 75% of number laps of leader = 5 Laps)

82	Pedro Lisboa	PT	Pedro Lisboa	PT			Renault Megane	LEGEND	4	4	12:50.440	2 Laps	1 Lap	88.8	4	2:28.294	115.4
47	Horst Baptista	PT	Horst Baptista	PT			Renault 5 GT Turbo	LEGEND	5	1	2:53.678	5 Laps	3 Laps	98.5	1	2:53.678	98.5

Published at:.....

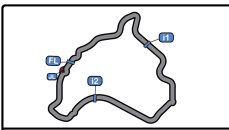
Track Temp: 37.4 °C Air Temp: 24.7 °C Humidity: 44 % Track Status: DRY

Race Director:	Pedro Lima DCI PT26/1223	Timekeeper:	Paula García Viñas JCR-04389-ESP/M
-----------------------	-----------------------------	--------------------	---------------------------------------



VILA REAL
Circuito Internacional





Vila Real

CPVL

Race - 1

Provisional Results by Category



LEGENDS TROPHY																			
Cls	Nº	Entrant/Team	Nat	Driver 1	Nat	Driver 2	Nat	Vehicle	Cat	Cl	Laps	Total Time	Gap	Interval	Km/h	Best	Time	Km/h	
79		Hugo Ferreira		Marco Osório		Hugo Ferreira		Renaul Spider	LEGEND	6									

Fastest lap Luís Barros in 2:14.829 at 126.9 Km/h in lap 1

Published at:.....

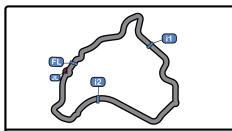
Track Temp: 37.4 °C Air Temp: 24.7 °C Humidity: 44 % Track Status: DRY

Race Director:	Pedro Lima	Timekeeper:	Paula García Viñas
	DCI PT26/1223		JCR-04389-ESP/M



VILA REAL
Circuito Internacional





Vila Real

CPVL

Race - 1

Circuito Internacional de Vila Real 4.755 m

Provisional Classification by Driver Fastest Lap

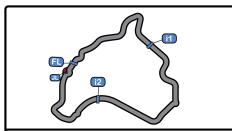


Clas	Nº	Entrant/Team	Nat	Vehicle	Driver	Nat	Cat	Clas	Laps	Best	Time	Gap	Interval	Km/h
1	8	LOB Motorsport		Ford Sierra RS 500	Luís Barros		L90	1	6	1	2:14.829			126.9
2	33	Micael Batista		Peugeot 205 GTI	Micael Batista		L90	2	6	6	2:17.385	2.556	2.556	124.5
3	44	Gonçalo Novo		Peugeot 106 S16	Gonçalo Novo		L99	1	6	1	2:19.660	4.831	2.275	122.5
4	56	Tiago Jorge Meireles Ribeiro		Honda Integra Type R	Tiago Ribeiro		L99	2	6	1	2:22.380	7.551	2.720	120.2
5	37	Manuel Mota		Citroen Saxo VTS	Fábio Mota		L99	3	6	1	2:22.889	8.060	0.509	119.7
6	55	Sérgio Pinto		Subaru Impreza GC8	Sérgio Pinto		L99	4	6	5	2:23.059	8.230	0.170	119.6
7	21	José Meireles		BMW E30 M3	José Meireles		L90	3	6	4	2:24.508	9.679	1.449	118.4
8	96	Miguel Matias		Citroen Saxo VTS	Miguel Matias		L99	5	6	6	2:26.839	12.010	2.331	116.5
9	13	Pedro Bartolomeu		Renault Spider	Pedro Bartolomeu		LEGEN	1	6	6	2:27.251	12.422	0.412	116.2
10	48	José Miguel Almeida		Honda Integra Type R	José Miguel Almeida		L99	6	6	4	2:27.924	13.095	0.673	115.7
11	82	Pedro Lisboa		Renault Megane	Pedro Lisboa		LEGEN	2	4	4	2:28.294	13.465	0.370	115.4
12	28	Gonçalo Macedo		Citroen Saxo VTS	Gonçalo Macedo		L99	7	4	3	2:28.963	14.134	0.669	114.9
13	88	António Silva		Honda Civic EF3	António Silva		L90	4	6	6	2:29.234	14.405	0.271	114.7
14	98	Tiago Montes		Honda Integra Type R	Tiago Montes		L99	8	6	6	2:33.758	18.929	4.524	111.3
15	73	Raul Silva		Citroen Saxo VTS	Raul Silva		L99	9	3	1	2:35.304	20.475	1.546	110.2
16	28	Gonçalo Macedo		Citroen Saxo VTS	Gonçalo Macedo		L99	10	2	1	2:38.132	23.303	2.828	108.2
17	26	Hugo Silva		VW Golf 2 GTI	Hugo Silva		L99	11	6	5	2:38.653	23.824	0.521	107.8
18	41	Cayo Santos		Hyundai Accent 1.5i	Cayo Santos		LEGEN	3	6	6	2:44.766	29.937	6.113	103.8
19	18	Pedro Faria		Honda Civic EF	Pedro Faria		L90	5	6	6	2:48.713	33.884	3.947	101.4
20	47	Horst Baptista		Renault 5 GT Turbo	Horst Baptista		LEGEN	4	1	1	2:53.678	38.849	4.965	98.5
21	19	Hugo Martins		VW Polo	Hugo Martins		L99	12	6	6	2:54.271	39.442	0.593	98.2
22	38	Paulo Amaral Ascensão		Honda Civic EG6	Paulo Ascensão		L99	13	5	1	2:55.796	40.967	1.525	97.3
23	87	Paulo Rui Moura Ferraz		Renault Clio 1.8 16 V	Paulo Ferraz		L99	14	4	1	2:57.094	42.265	1.298	96.6
24	49	Nuno Martins		Hyundai Accent 1.5i	Nuno Martins		LEGEN	5	5	1	2:58.045	43.216	0.951	96.1



VILA REAL
Circuito Internacional





Vila Real

CPVL

Race - 1

Distance and Speed Average

Circuito Internacional de Vila Real 4.755 m.



Cls	Nº	Entrant/Team	Nat	Driver 1	Nat	Driver 2	Nat	Vehicle	Cat	Cls	Laps	Distance	Total Time	Km/h
1	8	LOB Motorsport		Luís Barros				Ford Sierra RS 500	L90	1	6	28.53	17:16.254	99.1
2	44	Gonçalo Novo		Gonçalo Novo				Peugeot 106 S16	L99	1	6	28.53	17:27.158	98.0
3	55	Sérgio Pinto		Sérgio Pinto				Subaru Impreza GC8	L99	2	6	28.53	17:32.684	97.5
4	37	Manuel Mota		Fábio Mota		Manuel Mota		Citroen Saxo VTS	L99	3	6	28.53	17:39.969	96.8
5	21	José Meireles		José Meireles				BMW E30 M3	L90	2	6	28.53	17:40.117	96.8
6	56	Tiago Jorge Meireles Ribeiro		Tiago Ribeiro				Honda Integra Type R	L99	4	6	28.53	17:42.038	96.7
7	96	Miguel Matias		Miguel Matias				Citroen Saxo VTS	L99	5	6	28.53	17:43.900	96.5
8	13	Pedro Bartolomeu		Pedro Bartolomeu				Renault Spider	LEGEND	1	6	28.53	17:46.306	96.3
9	48	José Miguel Almeida		José Miguel Almeida				Honda Integra Type R	L99	6	6	28.53	17:52.881	95.7
10	33	Micael Batista		Micael Batista				Peugeot 205 GTI	L90	3	6	28.53	18:00.098	95.0
11	28	Gonçalo Macedo		Gonçalo Macedo				Citroen Saxo VTS	L99	7	6	28.53	18:01.040	95.0
12	88	António Silva		António Silva		Marco Silva		Honda Civic EF3	L90	4	6	28.53	18:01.688	94.9
13	98	Tiago Montes		Tiago Montes				Honda Integra Type R	L99	8	6	28.53	18:13.771	93.9
14	26	Hugo Silva		Hugo Silva				VW Golf 2 GTI	L99	9	6	28.53	18:31.072	92.4
15	41	Cayo Santos		Cayo Santos				Hyundai Accent 1.5i	LEGEND	2	6	28.53	18:53.833	90.5
16	18	Pedro Faria		Pedro Faria				Honda Civic EF	L90	5	6	28.53	19:18.367	88.6
17	19	Hugo Martins		Hugo Martins				VW Polo	L99	10	6	28.53	19:23.222	88.2
18	49	Nuno Martins		Nuno Martins				Hyundai Accent 1.5i	LEGEND	3	5	23.77	16:43.609	85.2
19	38	Paulo Amaral Ascensão		Paulo Ascensão		Luís Ascensão		Honda Civic EG6	L99	11	5	23.77	16:45.032	85.1
Not classified: (Requirements: 75% of number laps of leader = 5 Laps)														
	82	Pedro Lisboa		Pedro Lisboa				Renault Megane	LEGEND	4	4	19.02	12:50.440	88.8
	87	Paulo Rui Moura Ferraz		Paulo Ferraz				Renault Clio 1.8 16 V	L99	12	4	19.02	13:38.417	83.6
	73	Raul Silva		Raul Silva				Citroen Saxo VTS	L99	13	3	14.26	10:23.708	82.3
	47	Horst Baptista		Horst Baptista				Renault 5 GT Turbo	LEGEND	5	1	04.75	2:53.678	98.5
	77	Bruno Lima		Bruno Lima		Paulo Lima		BMW E30 M3	L99	14				
	79	Hugo Ferreira		Marco Osório		Hugo Ferreira		Renaul Spider	LEGEND	6				
	94	Pedro Carvalho		Pedro Carvalho				Citroen Saxo VTS	L99	15				



VILA REAL
Circuito Internacional





Vila Real
CPVL
Race - 1
Lap Analysis



8 Luís Barros Ford Sierra RS 500 28 Gonçalo Macedo Citroen Saxo VTS
L90 LOB Motorsport L99 Gonçalo Macedo

Lap	D	Time	Sector 1	Sector 2	Sector 3	T. Spd	Elapsed	Lap	D	Time	Sector 1	Sector 2	Sector 3	T. Spd	Elapsed
1		2:14.829	43.307	49.039	42.483		2:14.829	1	1	2:38.132	53.857	55.788	48.487		2:38.132
2		3:38.683	1:12.275	1:22.446	1:03.962		5:53.512	2	2	3:25.651	59.251	1:23.401	1:02.999		6:03.783
3		4:23.594	1:27.520	1:35.521	1:20.553		10:17.106	3	1	4:20.725	1:27.631	1:36.902	1:16.192		10:24.508
4		2:17.428	46.200	49.431	41.797		12:34.534	4	4	2:37.187	50.597	1:00.607	45.983		13:01.695
5		2:21.445	45.936	52.200	43.309		14:55.979	5	5	2:28.963	49.446	55.587	43.930		15:30.658
6		2:20.275	46.506	51.227	42.542		17:16.254	6	6	2:30.382	50.704	54.843	44.835		18:01.040

13 Pedro Bartolomeu Renault Spider 33 Micael Batista Peugeot 205 GTI
LEGENDS Pedro Bartolomeu L99 Micael Batista

Lap	D	Time	Sector 1	Sector 2	Sector 3	T. Spd	Elapsed	Lap	D	Time	Sector 1	Sector 2	Sector 3	T. Spd	Elapsed
1		2:30.972	49.066	56.486	45.420		2:30.972	1	1	2:43.187	52.901	57.386	52.900		2:43.187
2		3:31.377	1:04.769	1:22.412	1:04.196		6:02.349	2	2	3:27.040	56.571	1:23.140	1:07.329		6:10.227
3		4:20.332	1:27.021	1:36.034	1:17.277		10:22.681	3	3	4:18.586	1:23.352	1:36.842	1:18.392		10:28.813
4		2:28.505	50.144	53.143	45.218		12:51.186	4	4	2:37.796	49.395	1:01.255	47.146		13:06.609
5		2:27.869	48.480	54.275	45.114		15:19.055	5	5	2:36.104	51.162	58.298	46.644		15:42.713
6		2:27.251	48.202	54.860	44.189		17:46.306	6	6	2:17.385	51.263	56.926	29.196		18:00.098

18 Pedro Faria Honda Civic EF 37 Fábio Mota Citroen Saxo VTS
L90 Pedro Faria L99 Manuel Mota

Lap	D	Time	Sector 1	Sector 2	Sector 3	T. Spd	Elapsed	Lap	D	Time	Sector 1	Sector 2	Sector 3	T. Spd	Elapsed
1		3:01.749	1:04.085	1:02.457	55.207		3:01.749	1	1	2:22.889	47.170	52.068	43.651		2:22.889
2		3:32.035	1:08.181	1:17.520	1:06.334		6:33.784	2	1	3:34.545	1:09.133	1:21.279	1:04.133		5:57.434
3		4:00.619	1:08.237	1:35.862	1:16.520		10:34.403	3	1	4:22.176	1:26.541	1:35.845	1:19.790		10:19.610
4		3:02.784	59.214	1:10.480	53.090		13:37.187	4	1	2:25.576	48.754	52.486	44.336		12:45.186
5		2:52.467	59.748	1:01.904	50.815		16:29.654	5	1	2:25.510	48.116	53.457	43.937		15:10.696
6		2:48.713	56.805	1:01.710	50.198		19:18.367	6	1	2:29.273	51.296	54.808	43.169		17:39.969

19 Hugo Martins VW Polo 38 Paulo Ascensão Honda Civic EG6
L99 Hugo Martins L99 Luís Ascensão Paulo Amaral Ascensão

Lap	D	Time	Sector 1	Sector 2	Sector 3	T. Spd	Elapsed	Lap	D	Time	Sector 1	Sector 2	Sector 3	T. Spd	Elapsed
1		3:00.807	1:02.582	1:03.107	55.118		3:00.807	1	1	2:55.796	57.834	1:03.826	54.136		2:55.796
2		3:32.190	1:08.402	1:17.755	1:06.033		6:32.997	2	1	3:32.528	1:09.770	1:19.125	1:03.633		6:28.324
3		4:00.443	1:08.587	1:35.717	1:16.139		10:33.440	3	1	4:03.165	1:09.908	1:35.933	1:17.324		10:31.489
4		3:01.045	59.730	1:07.172	54.143		13:34.485	4	1	3:06.635	59.619	1:08.864	58.152		13:38.124
5		2:54.466	57.090	1:06.138	51.238		16:28.951	5	1	3:06.908	1:00.687	1:10.453	55.768		16:45.032
6		2:54.271	57.265	1:04.480	52.526		19:23.222	6	1		58.891	1:05.524			

21 José Meireles BMW E30 M3 41 Cayo Santos Hyundai Accent 1.5i
L90 José Meireles LEGENDS Cayo Santos

Lap	D	Time	Sector 1	Sector 2	Sector 3	T. Spd	Elapsed	Lap	D	Time	Sector 1	Sector 2	Sector 3	T. Spd	Elapsed
1		2:39.259	58.395	52.454	48.410		2:39.259	1	1	2:56.305	58.793	1:03.113	54.399		2:56.305
2		3:26.879	59.999	1:23.123	1:03.757		6:06.138	2	2	3:32.401	1:10.290	1:18.793	1:03.318		6:28.706
3		4:19.921	1:26.854	1:36.904	1:16.163		10:26.059	3	3	4:03.131	1:10.597	1:35.721	1:16.813		10:31.837
4		2:24.508	48.896	51.342	44.270		12:50.567	4	4	2:49.609	57.181	1:02.861	49.567		13:21.446
5		2:24.533	48.136	53.911	42.486		15:15.100	5	5	2:47.621	54.793	1:03.037	49.791		16:09.067
6		2:25.017	46.908	55.402	42.707		17:40.117	6	6	2:44.766	54.899	1:00.682	49.185		18:53.833

26 Hugo Silva VW Golf 2 GTI 44 Gonçalo Novo Peugeot 106 S16
L99 Hugo Silva L99 Gonçalo Novo

Lap	D	Time	Sector 1	Sector 2	Sector 3	T. Spd	Elapsed	Lap	D	Time	Sector 1	Sector 2	Sector 3	T. Spd	Elapsed
1		2:47.759	56.657	58.675	52.427		2:47.759	1	1	2:19.660	45.001	51.153	43.506		2:19.660
2		3:23.490	1:00.520	1:18.871	1:04.099		6:11.249	2	2	3:34.612	1:09.691	1:21.215	1:03.706		5:54.272
3		4:17.643	1:25.883	1:35.791	1:15.969		10:28.892	3	3	4:23.545	1:27.156	1:36.502	1:19.887		10:17.817
4		2:42.640	53.342	1:02.121	47.177		13:11.532	4	4	2:24.418	49.429	51.979	43.010		12:42.235
5		2:38.653	52.852	57.976	47.825		15:50.185	5	5	2:22.033	47.655	51.974	42.404		15:04.268
6		2:40.887	54.122	58.769	47.996		18:31.072	6	6	2:22.890	47.682	52.116	43.092		17:27.158





Vila Real
CPVL
Race - 1
Lap Analysis



47 Horst Baptista Renault 5 GT Turbo

LEGENDS Horst Baptista

Lap D	Time	Sector 1	Sector 2	Sector 3	T. Spd	Elapsed
1	2:53.678	58.214	1:00.554	54.910		2:53.678
2		1:08.582	1:21.809			

48 José Miguel Almeida Honda Integra Type R

L99 José Miguel Almeida

Lap D	Time	Sector 1	Sector 2	Sector 3	T. Spd	Elapsed
1	2:27.927	48.313	53.512	46.102		2:27.927
2	3:31.232	1:05.380	1:21.859	1:03.993		5:59.159
3	4:21.983	1:26.989	1:36.385	1:18.609		10:21.142
4	2:27.924	50.358	53.020	44.546		12:49.066
5	2:32.211	49.733	56.817	45.661		15:21.277
6	2:31.604	49.448	56.330	45.826		17:52.881

49 Nuno Martins Hyundai Accent 1.5i

LEGENDS Nuno Martins

Lap D	Time	Sector 1	Sector 2	Sector 3	T. Spd	Elapsed
1	2:58.045	1:01.838	1:01.354	54.853		2:58.045
2	3:32.205	1:10.275	1:18.183	1:03.747		6:30.250
3	4:02.498	1:10.401	1:35.869	1:16.228		10:32.748
4	3:04.866	59.965	1:08.279	56.622		13:37.614
5	3:05.995	1:00.885	1:09.515	55.595		16:43.609
6		59.963	1:08.068			

55 Sérgio Pinto Subaru Impreza GC8

L99 Sérgio Pinto

Lap D	Time	Sector 1	Sector 2	Sector 3	T. Spd	Elapsed
1	2:25.043	48.990	52.358	43.695		2:25.043
2	3:32.882	1:07.683	1:21.019	1:04.180		5:57.925
3	4:21.967	1:27.074	1:35.554	1:19.339		10:19.892
4	2:23.269	49.039	51.604	42.626		12:43.161
5	2:23.059	47.029	52.956	43.074		15:06.220
6	2:26.464	48.166	54.130	44.168		17:32.684

56 Tiago Ribeiro Honda Integra Type R

L99 Tiago Jorge Meireles Ribeiro

Lap D	Time	Sector 1	Sector 2	Sector 3	T. Spd	Elapsed
1	2:22.380	46.421	52.016	43.943		2:22.380
2	3:33.075	1:08.074	1:20.859	1:04.142		5:55.455
3	4:23.710	1:27.034	1:36.375	1:20.301		10:19.165
4	2:25.056	48.566	52.129	44.361		12:44.221
5	2:26.224	48.500	53.790	43.934		15:10.445
6	2:31.593	51.171	56.323	44.099		17:42.038

73 Raul Silva Citroen Saxo VTS

L99 Raul Silva

Lap D	Time	Sector 1	Sector 2	Sector 3	T. Spd	Elapsed
1	2:35.304	53.056	56.356	45.892		2:35.304
2	3:28.027	1:01.432	1:23.470	1:03.125		6:03.331
3	4:20.377	1:27.039	1:37.132	1:16.206		10:23.708
4		50.951	2:17.797			

79 Marco Osório Renault Spider

LEGENDS Hugo Ferreira Hugo Ferreira

Lap D	Time	Sector 1	Sector 2	Sector 3	T. Spd	Elapsed
1 1		51.377	5:00.342			

82 Pedro Lisboa Renault Megane

LEGENDS Pedro Lisboa

Lap D	Time	Sector 1	Sector 2	Sector 3	T. Spd	Elapsed
1	2:29.934	51.131	54.422	44.381		2:29.934
2	3:31.240	1:04.999	1:22.116	1:04.125		6:01.174
3	4:20.972	1:26.966	1:36.387	1:17.619		10:22.146
4	2:28.294	50.249	53.246	44.799		12:50.440
5		1:13.308	1:50.185			

87 Paulo Ferraz Renault Clio 1.8 16 V

L99 Paulo Rui Moura Ferraz

Lap D	Time	Sector 1	Sector 2	Sector 3	T. Spd	Elapsed
1	2:57.094	1:00.518	1:02.108	54.468		2:57.094
2	3:32.707	1:10.623	1:18.391	1:03.693		6:29.801
3	4:02.727	1:10.249	1:35.951	1:16.527		10:32.528
4	3:05.889	59.081	1:06.029	1:00.779		13:38.417

88 António Silva Honda Civic EF3

L90 Marco Silva António Silva

Lap D	Time	Sector 1	Sector 2	Sector 3	T. Spd	Elapsed
1 1	2:37.132	54.155	55.773	47.204		2:37.132
2 1	3:27.466	1:01.077	1:22.927	1:03.462		6:04.598
3 1	4:20.910	1:27.460	1:37.008	1:16.442		10:25.508
4 1	2:35.427	51.053	58.893	45.481		13:00.935
5 1	2:31.519	50.862	55.297	45.360		15:32.454
6 1	2:29.234	50.296	54.633	44.305		18:01.688

96 Miguel Matias Citroen Saxo VTS

L99 Miguel Matias

Lap D	Time	Sector 1	Sector 2	Sector 3	T. Spd	Elapsed
1	2:29.533	50.865	54.535	44.133		2:29.533
2	3:31.072	1:04.729	1:22.155	1:04.188		6:00.605
3	4:21.115	1:26.750	1:36.252	1:18.113		10:21.720
4	2:27.777	50.228	53.466	44.083		12:49.497
5	2:27.564	48.694	55.075	43.795		15:17.061
6	2:26.839	47.984	54.793	44.062		17:43.900

98 Tiago Montes Honda Integra Type R

L99 Tiago Montes

Lap D	Time	Sector 1	Sector 2	Sector 3	T. Spd	Elapsed
1	2:42.187	54.408	57.090	50.689		2:42.187
2	3:27.040	1:01.128	1:22.064	1:03.848		6:09.227
3	4:18.586	1:25.892	1:36.239	1:16.455		10:27.813
4	2:37.796	50.969	1:01.199	45.628		13:05.609
5	2:34.404	50.949	56.716	46.739		15:40.013
6	2:33.758	50.827	57.018	45.913		18:13.771





Vila Real

CPVL

Race - 1

Circuito Internacional de Vila Real 4.755 m.

Analysis by Lap



Num	Lap Time	Gap
-----	----------	-----

Lap 1

8	2:14.829	
44	2:19.660	04.831
56	2:22.380	07.551
37	2:22.889	08.060
55	2:25.043	10.214
48	2:27.927	13.098
96	2:29.533	14.704
82	2:29.934	15.105
13	2:30.972	16.143
73	2:35.304	20.475
88	2:37.132	22.303
28	2:38.132	23.303
21	2:39.259	24.430
98	2:42.187	27.358
33	2:43.187	28.358
26	2:47.759	32.930
47	2:53.678	38.849
38	2:55.796	40.967
41	2:56.305	41.476
87	2:57.094	42.265
49	2:58.045	43.216
19	3:00.807	45.978
18	3:01.749	46.920

Num	Lap Time	Gap
-----	----------	-----

Lap 2

8	3:38.683	
44	3:34.612	00.760
56	3:33.075	01.943
37	3:34.545	03.922
55	3:32.882	04.413
48	3:31.232	05.647
96	3:31.072	07.093
82	3:31.240	07.662
13	3:31.377	08.837
73	3:28.027	09.819
28	3:25.651	10.271
88	3:27.466	11.086
21	3:26.879	12.626
98	3:27.040	15.715
33	3:27.040	16.715
26	3:23.490	17.737
38	3:32.528	34.812
41	3:32.401	35.194
87	3:32.707	36.289
49	3:32.205	36.738
19	3:32.190	39.485
18	3:32.035	40.272

Num	Lap Time	Gap
-----	----------	-----

Lap 3

8	4:23.594	
44	4:23.545	00.711
56	4:23.710	02.059
37	4:22.176	02.504
55	4:21.967	02.786
48	4:21.983	04.036

Num	Lap Time	Gap
-----	----------	-----

96	4:21.115	04.614
82	4:20.972	05.040
13	4:20.332	05.575
73	4:20.377	06.602
28	4:20.725	07.402
88	4:20.910	08.402
21	4:19.921	08.953
98	4:18.586	10.707
33	4:18.586	11.707
26	4:17.643	11.786
38	4:03.165	14.383
41	4:03.131	14.731
87	4:02.727	15.422
49	4:02.498	15.642
19	4:00.443	16.334
18	4:00.619	17.297

Num	Lap Time	Gap
-----	----------	-----

Lap 4

8	2:17.428	
44	2:24.418	07.701
55	2:23.269	08.627
56	2:25.056	09.687
37	2:25.576	10.652
48	2:27.924	14.532
96	2:27.777	14.963
82	2:28.294	15.906
21	2:24.508	16.033
13	2:28.505	16.652
88	2:35.427	26.401
28	2:37.187	27.161
98	2:37.796	31.075
33	2:37.796	32.075
26	2:42.640	36.998
41	2:49.609	46.912
19	3:01.045	59.951
18	3:02.784	1:02.653
49	3:04.866	1:03.080
38	3:06.635	1:03.590
87	3:05.889	1:03.883

Num	Lap Time	Gap
-----	----------	-----

Lap 5

8	2:21.445	
44	2:22.033	08.289
55	2:23.059	10.241
56	2:26.224	14.466
37	2:25.510	14.717
21	2:24.533	19.121
96	2:27.564	21.082
13	2:27.869	23.076
48	2:32.211	25.298
28	2:28.963	34.679
88	2:31.519	36.475
98	2:34.404	44.034
33	2:36.104	46.734
26	2:38.653	54.206
41	2:47.621	1:13.088
19	2:54.466	1:32.972

Num	Lap Time	Gap
-----	----------	-----

18	2:52.467	1:33.675
49	3:05.995	1:47.630
38	3:06.908	1:49.053

Num	Lap Time	Gap
-----	----------	-----

Lap 6

8	2:20.275	
44	2:22.890	10.904
55	2:26.464	16.430
37	2:29.273	23.715
21	2:25.017	23.863
56	2:31.593	25.784
96	2:26.839	27.646
13	2:27.251	30.052
48	2:31.604	36.627
33	2:17.385	43.844
28	2:30.382	44.786
88	2:29.234	45.434
98	2:33.758	57.517
26	2:40.887	1:14.818
41	2:44.766	1:37.579
18	2:48.713	2:02.113
19	2:54.271	2:06.968





Vila Real

CPVL

Race - 1

Best Sectors Results



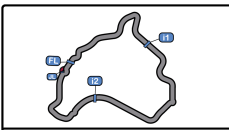
Circuito Internacional de Vila Real 4.755 m.

Sector - 1			Sector - 2			Sector - 3			Ideal Lap vs Best Lap		
Clas	Nº Driver	Time	Nº Driver	Time	Nº Driver	Time	Clas	Nº Driver	Ideal Lap	Best Lap	Clas
1	8 Luís Barros	43.307	8 Luís Barros	49.039	33 Micael Batista	29.196	1	8 Luís Barros	2:14.143	2:14.829	1
2	44 Gonçalo Novo	45.001	44 Gonçalo Novo	51.153	8 Luís Barros	41.797	2	33 Micael Batista	2:15.517	2:17.385	2
3	56 Tiago Ribeiro	46.421	21 José Meireles	51.342	44 Gonçalo Novo	42.404	3	44 Gonçalo Novo	2:18.558	2:19.660	3
4	21 José Meireles	46.908	55 Sérgio Pinto	51.604	21 José Meireles	42.486	4	21 José Meireles	2:20.736	2:24.508	7
5	55 Sérgio Pinto	47.029	56 Tiago Ribeiro	52.016	55 Sérgio Pinto	42.626	5	55 Sérgio Pinto	2:21.259	2:23.059	6
6	37 Mota - Mota	47.170	37 Mota - Mota	52.068	37 Mota - Mota	43.169	6	56 Tiago Ribeiro	2:22.371	2:22.380	4
7	96 Miguel Matias	47.984	48 José Miguel Almeida	53.020	96 Miguel Matias	43.795	7	37 Mota - Mota	2:22.407	2:22.889	5
8	13 Pedro Bartolomeu	48.202	13 Pedro Bartolomeu	53.143	28 Gonçalo Macedo	43.930	8	96 Miguel Matias	2:25.245	2:26.839	8
9	48 José Miguel Almeida	48.313	82 Pedro Lisboa	53.246	56 Tiago Ribeiro	43.934	9	13 Pedro Bartolomeu	2:25.534	2:27.251	9
10	33 Micael Batista	49.395	96 Miguel Matias	53.466	13 Pedro Bartolomeu	44.189	10	48 José Miguel Almeida	2:25.879	2:27.924	10
11	28 Gonçalo Macedo	49.446	88 Silva - Silva	54.633	88 Silva - Silva	44.305	11	82 Pedro Lisboa	2:27.876	2:28.294	11
12	82 Pedro Lisboa	50.249	28 Gonçalo Macedo	54.843	82 Pedro Lisboa	44.381	12	28 Gonçalo Macedo	2:28.219	2:28.963	12
13	88 Silva - Silva	50.296	73 Raul Silva	56.356	48 José Miguel Almeida	44.546	13	88 Silva - Silva	2:29.234	2:29.234	13
14	98 Tiago Montes	50.827	98 Tiago Montes	56.716	98 Tiago Montes	45.628	14	98 Tiago Montes	2:33.171	2:33.758	14
15	73 Raul Silva	50.951	33 Micael Batista	56.926	73 Raul Silva	45.892	15	73 Raul Silva	2:33.199	2:35.304	15
16	79 Osório - Ferreira	51.377	26 Hugo Silva	57.976	26 Hugo Silva	47.177	16	26 Hugo Silva	2:38.005	2:38.653	16
17	26 Hugo Silva	52.852	47 Horst Baptista	1:00.554	41 Cayo Santos	49.185	17	41 Cayo Santos	2:44.660	2:44.766	17
18	41 Cayo Santos	54.793	41 Cayo Santos	1:00.682	18 Pedro Faria	50.198	18	18 Pedro Faria	2:48.713	2:48.713	18
19	18 Pedro Faria	56.805	49 Nuno Martins	1:01.354	19 Hugo Martins	51.238	19	19 Hugo Martins	2:51.435	2:54.271	20
20	19 Hugo Martins	57.090	18 Pedro Faria	1:01.710	38 Ascensão - Ascensão	54.136	20	47 Horst Baptista	2:53.678	2:53.678	19
21	38 Ascensão - Ascensão	57.834	87 Paulo Ferraz	1:02.108	87 Paulo Ferraz	54.468	21	87 Paulo Ferraz	2:55.657	2:57.094	22
22	47 Horst Baptista	58.214	19 Hugo Martins	1:03.107	49 Nuno Martins	54.853	22	38 Ascensão - Ascensão	2:55.796	2:55.796	21
23	87 Paulo Ferraz	59.081	38 Ascensão - Ascensão	1:03.826	47 Horst Baptista	54.910	23	49 Nuno Martins	2:56.170	2:58.045	23
24	49 Nuno Martins	59.963	79 Osório - Ferreira	5:00.342	79 Osório - Ferreira	Transpond	24	79 Osório - Ferreira	Transpon	Transpon	24



VILA REAL
Circuito Internacional





Vila Real

CPVL

Race - 1

Leader Sequence



Nº Entrant/Team	Nat	Driver 1	Nat	Driver 2	Nat	Vehicle	Cat	Start Lap	End Lap	Laps	Total Laps
8 LOB Motorsport		Luís Barros				Ford Sierra RS 500	L90	1	6	6	6



VILA REAL
Circuito Internacional





Vila Real

CPVL

Race - 1

Best 5 Lap Times



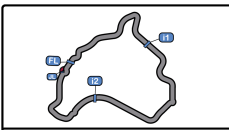
Circuito Internacional de Vila Real 4.755 m.

Cl	Nº Entrant/Team	Nat	Driver 1	Nat	Driver 2	Nat	Vehicle	Cat	Cl	Best 1		Best 2		Best 3		Best 4		Best 5	
										Time	Lap	Time	Lap	Time	Lap	Time	Lap	Time	Lap
1	8 LOB Motorsport	PT	Luis Barros	PT			Ford Sierra RS 500	L90	1	2:14.829	1	2:17.428	4	2:20.275	6	2:21.445	5	3:38.683	2
2	33 Micael Batista	PT	Micael Batista	PT			Peugeot 205 GTI	L90	2	2:17.385	6	2:36.104	5	2:37.796	4	2:43.187	1	3:27.040	2
3	44 Gonçalo Novo	PT	Gonçalo Novo	PT			Peugeot 106 S16	L99	1	2:19.660	1	2:22.033	5	2:22.890	6	2:24.418	4	3:34.612	2
4	56 Tiago Jorge Meireles Ribeiro	PT	Tiago Ribeiro	PT			Honda Integra Type R	L99	2	2:22.380	1	2:25.056	4	2:26.224	5	2:31.593	6	3:33.075	2
5	37 Manuel Mota	PT	Fábio Mota	PT	Manuel Mota	PT	Citroen Saxo VTS	L99	3	2:22.889	1	2:25.510	5	2:25.576	4	2:29.273	6	3:34.545	2
6	55 Sérgio Pinto	PT	Sérgio Pinto	PT			Subaru Impreza GC8	L99	4	2:23.059	5	2:23.269	4	2:25.043	1	2:26.464	6	3:32.882	2
7	21 José Meireles	PT	José Meireles	PT			BMW E30 M3	L90	3	2:24.508	4	2:24.533	5	2:25.017	6	2:39.259	1	3:26.879	2
8	96 Miguel Matias	PT	Miguel Matias	PT			Citroen Saxo VTS	L99	5	2:26.839	6	2:27.564	5	2:27.777	4	2:29.533	1	3:31.072	2
9	13 Pedro Bartolomeu	PT	Pedro Bartolomeu	PT			Renault Spider	LEGEND	1	2:27.251	6	2:27.869	5	2:28.505	4	2:30.972	1	3:31.377	2
10	48 José Miguel Almeida	PT	José Miguel Almeida	PT			Honda Integra Type R	L99	6	2:27.924	4	2:27.927	1	2:31.604	6	2:32.211	5	3:31.232	2
11	82 Pedro Lisboa	PT	Pedro Lisboa	PT			Renault Megane	LEGEND	2	2:28.294	4	2:29.934	1	3:31.240	2	4:20.972	3		
12	28 Gonçalo Macedo	PT	Gonçalo Macedo	PT			Citroen Saxo VTS	L99	7	2:28.963	5	2:30.382	6	2:37.187	4	2:38.132	1	3:25.651	2
13	88 António Silva	PT	António Silva	PT	Marco Silva	PT	Honda Civic EF3	L90	4	2:29.234	6	2:31.519	5	2:35.427	4	2:37.132	1	3:27.466	2
14	98 Tiago Montes	PT	Tiago Montes	PT			Honda Integra Type R	L99	8	2:33.758	6	2:34.404	5	2:37.796	4	2:42.187	1	3:27.040	2
15	73 Raul Silva	PT	Raul Silva	PT			Citroen Saxo VTS	L99	9	2:35.304	1	3:28.027	2	4:20.377	3				
16	26 Hugo Silva	PT	Hugo Silva	PT			VW Golf 2 GTI	L99	10	2:38.653	5	2:40.887	6	2:42.640	4	2:47.759	1	3:23.490	2
17	41 Cayo Santos	PT	Cayo Santos	PT			Hyundai Accent 1.5i	LEGEND	3	2:44.766	6	2:47.621	5	2:49.609	4	2:56.305	1	3:32.401	2
18	18 Pedro Faria	PT	Pedro Faria	PT			Honda Civic EF	L90	5	2:48.713	6	2:52.467	5	3:01.749	1	3:02.784	4	3:32.035	2
19	47 Horst Baptista	PT	Horst Baptista	PT			Renault 5 GT Turbo	LEGEND	4	2:53.678	1								
20	19 Hugo Martins	PT	Hugo Martins	PT			VW Polo	L99	11	2:54.271	6	2:54.466	5	3:00.807	1	3:01.045	4	3:32.190	2
21	38 Paulo Amaral Ascensão	PT	Paulo Ascensão	PT	Luis Ascensão	PT	Honda Civic EG6	L99	12	2:55.796	1	3:06.635	4	3:06.908	5	3:32.528	2	4:03.165	3
22	87 Paulo Rui Moura Ferraz	PT	Paulo Ferraz	PT			Renault Clio 1.8 16 V	L99	13	2:57.094	1	3:05.889	4	3:32.707	2	4:02.727	3		
23	49 Nuno Martins	PT	Nuno Martins	PT			Hyundai Accent 1.5i	LEGEND	5	2:58.045	1	3:04.866	4	3:05.995	5	3:32.205	2	4:02.498	3
24	79 Hugo Ferreira	PT	Marco Osório	PT	Hugo Ferreira	PT	Renaul Spider	LEGEND	6										



VILA REAL
Circuito Internacional





Vila Real

CPVL

Race - 1

Fastest Laps Sequence

Circuito Internacional de Vila Real 4.755 m.

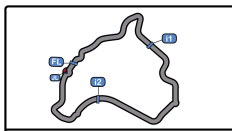


Lap	Time of Day	Session Time	Nº Entrant/Team	Nat	Driver 1	Nat	Driver 2	Nat	Vehicle	Cat	Time	Km/h
-----	-------------	--------------	-----------------	-----	----------	-----	----------	-----	---------	-----	------	------



VILA REAL
Circuito Internacional





Vila Real
CPVL
Race - 1
Lap Chart

Circuito Internacional de Vila Real 4.755 m.



LAP

Nr	Po	Grid	1	2	3	4	5	6
8	1	8	8	8	8	8	8	8
77	2	77	44	44	44	44	44	44
44	3	44	56	56	56	55	55	55
56	4	56	37	37	37	56	56	37
48	5	48	55	55	55	37	37	21
37	6	37	48	48	48	48	21	56
82	7	82	96	96	96	96	96	96
13	8	13	82	82	82	82	13	13
55	9	55	13	13	13	21	48	48
96	10	96	73	73	73	13	28	33
79	11	79	88	28	28	88	88	28
73	12	73	28	88	88	28	98	88
88	13	88	21	21	21	98	33	98
28	14	28	98	98	98	33	26	26
33	15	33	33	33	33	26	41	41
98	16	98	26	26	26	41	19	18
38	17	38	47	38	38	19	18	19
41	18	41	38	41	41	18	49	
26	19	26	41	87	87	49	38	
87	20	87	87	49	49	38		
47	21	47	49	19	19	87		
49	22	49	19	18	18			
19	23	19	18					
94	24	94						
21	25	21						
18	26	18						



VILA REAL
Circuito Internacional

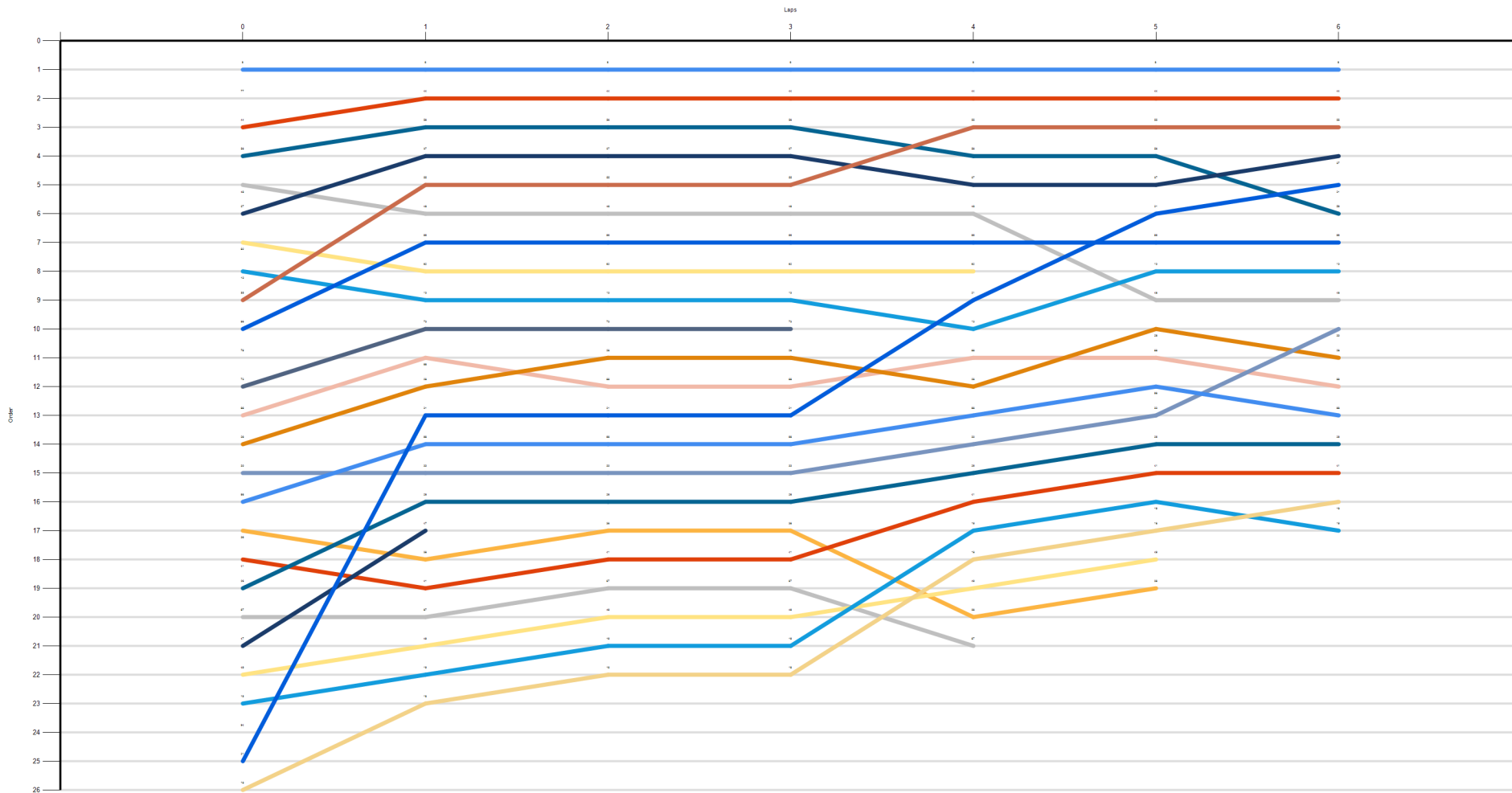




Vila Real
 CPVL
 Race - 1
 Graphic Lap Chart

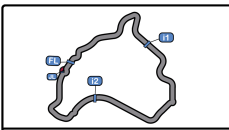


- 8
- 7
- 14
- 86
- 27
- 13
- 58
- 79
- 33
- 38
- 45
- 27
- 49
- 19
- 54
- 21
- 18



VILA REAL
 Circuito Internacional





Vila Real

CPVL

Race - 1

Pit Stop Analysis

Circuito Internacional de Vila Real 4.755 m.



Ord	Nr.	In Day Time	Entrant/Team	Nat	Driver 1	Nat	Driver 2	Nat	Vehicle	Cat	In Time	Stop N°	Pit Time	Handicap	Diff.
-----	-----	-------------	--------------	-----	----------	-----	----------	-----	---------	-----	---------	---------	----------	----------	-------

* timing tolerance of 0.3%



VILA REAL
Circuito Internacional

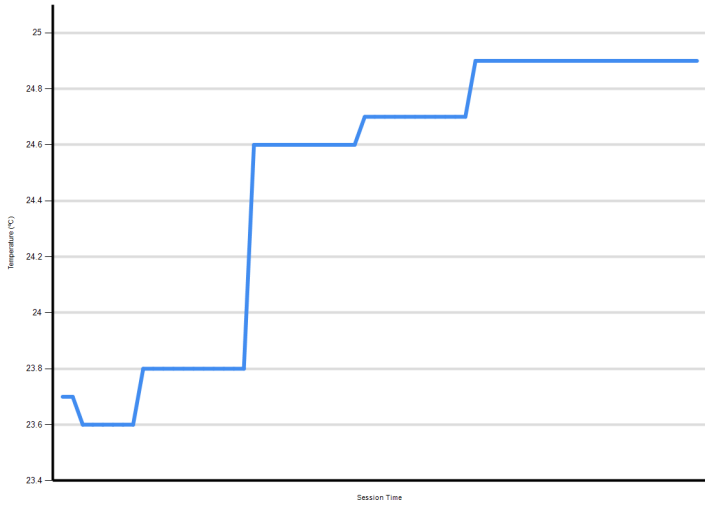




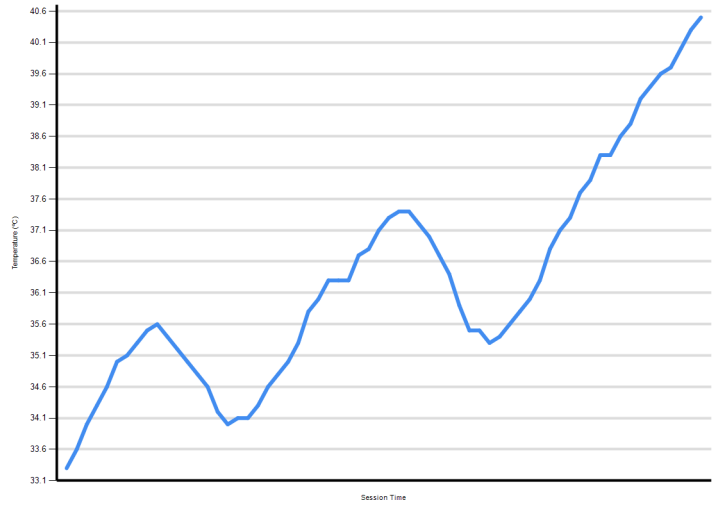
Vila Real
CPVL
Race - 1
Weather Report



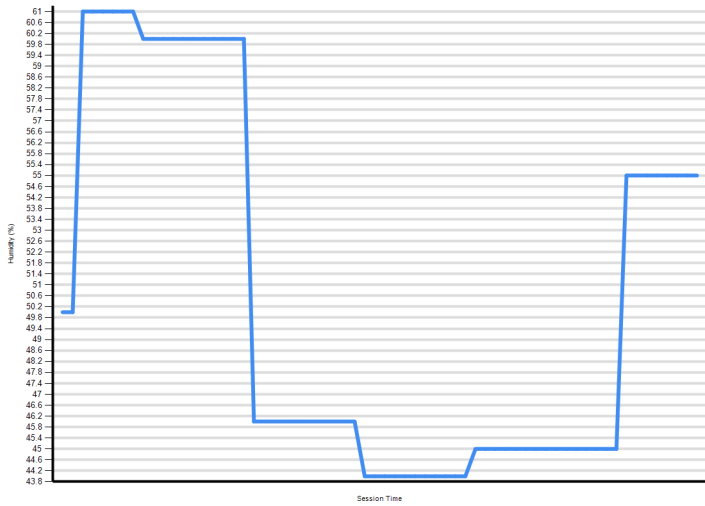
Air Temperature




Track Temperature



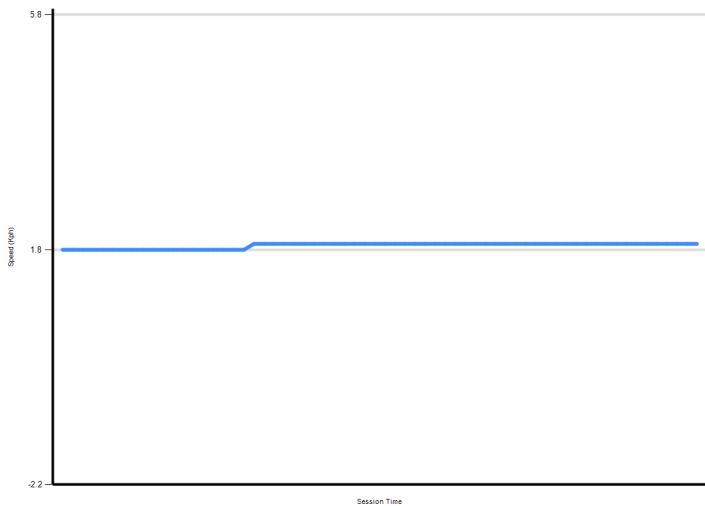
Humidity



Pressure



Wind Speed



Wind direction

