



Vila Real  
CPVSL  
Race - 1



Provisional Results

Cls	Nº	Entrant/Team	Nat	Driver 1	Nat	Driver 2	Nat	Vehicle	Cat	Cl	Laps	Total Time	Gap	Interval	Km/h	Best	Time	Km/h
1	108	Lob Motorsport	PT	Vasco Barros	PT			Mercedes-Benz 190 E 2.3-16V	Super Ex	1	10	26:23.641			108.0	8	2:11.737	129.9
2	106	Nuno Batista	PT	Nuno Batista	PT			Seat Leon Supercopa	Super Ex	2	10	26:44.998	21.357	21.357	106.6	1	2:13.543	128.1
3	111	Hugo Mestre	PT	Hugo Mestre	PT			BMW E46	Super Ex	3	10	27:00.371	36.730	15.373	105.6	1	2:19.092	123.0
4	116	Sérgio Monteiro	PT	<u>Sérgio Monteiro</u>	PT	Abel Marques	PT	Honda Civic Type R EP3	Super Ex	4	10	27:05.058	41.417	4.687	105.3	7	2:23.402	119.3
5	155	Ribas Motorsport	PT	<u>Estevão Oliveira</u>	PT	André Ferreira	PT	Honda Civic Type R EP3	Super Tr	1	10	27:11.074	47.433	6.016	104.9	7	2:24.242	118.6
6	151	Ribas Motorsport	PT	<u>Luís Delgado</u>	PT	José Artur Teixeira	PT	Honda Civic Type R EP3	Super Tr	2	10	27:15.627	51.986	4.553	104.6	7	2:24.670	118.3
7	168	João Cabaça	PT	João Cabaça	PT			Honda Civic Type R EP3	Super Tr	3	10	27:15.821	52.180	0.194	104.6	7	2:25.535	117.6
8	160	Rodrigo Ferreira	PT	<u>Rodrigo Ferreira</u>	PT	Carlos Rodrigues	PT	Honda Civic Type R EP3	Super Tr	4	10	27:16.118	52.477	0.297	104.6	9	2:25.079	117.9
9	154	João Ventura	PT	João Ventura	PT			Honda Civic Type R EP3	Super Tr	5	10	27:21.281	57.640	5.163	104.2	7	2:26.066	117.1
10	170	Pedro Silva	PT	Pedro Silva	PT			Honda Civic Type R EP3	Super Tr	6	10	27:22.915	59.274	1.634	104.1	8	2:26.643	116.7
11	183	Hugo Lisboa	PT	Hugo Lisboa	PT			BMW 323 Compact	Super Ex	5	10	27:26.154	1:02.513	3.239	103.9	9	2:27.234	116.2
12	113	Ruben Fernandes	PT	Ruben Fernandes	PT			Renault Clio RS	Super Tu	1	10	27:31.571	1:07.930	5.417	103.6	8	2:27.203	116.2
13	162	Miguel Abrantes	PT	<u>Miguel Abrantes</u>	PT	José Maia	PT	Honda Civic Type R EP3	Super Tr	7	10	27:32.726	1:09.085	1.155	103.5	8	2:27.375	116.1
14	131	Daniel Pereira	PT	Daniel Pereira	PT			Audi S3 Quattro	Super Ex	6	10	27:32.788	1:09.147	0.062	103.5	4	2:26.676	116.7
15	150	Nelson Gomes	PT	<u>Nelson Gomes</u>	PT	Filipe Ferreira	PT	Honda Civic Type R EP3	Super Tr	8	10	27:40.371	1:16.730	7.583	103.0	8	2:28.960	114.9
16	135	João Vieira	PT	João Vieira	PT			BMW E36 320i	Super Ex	7	10	27:43.078	1:19.437	2.707	102.9	10	2:30.283	113.9
17	103	André Martins	PT	André Martins	PT			Seat Ibiza Cupra	Super Ex	8	10	27:44.532	1:20.891	1.454	102.8	8	2:26.892	116.5
18	163	Eleutério Duarte	PT	Eleutério Duarte	PT			Renault Clio RS	Super Tr	9	10	27:45.032	1:21.391	0.500	102.8	9	2:29.068	114.8
19	123	Arlindo Beça	PT	Arlindo Beça	PT			Mini Cooper S	Super Ex	9	10	27:49.845	1:26.204	4.813	102.5	8	2:31.253	113.1
20	175	Bernardo Batista	PT	Bernardo Batista	PT			Honda Civic Type R EP3	Super Tr	10	10	27:55.691	1:32.050	5.846	102.1	8	2:31.781	112.7
21	173	Manuel Mota	PT	<u>Manuel Mota</u>	PT	Fábio Mota	PT	Honda Civic Type R EP3	Super Tr	11	10	28:13.085	1:49.444	17.394	101.1	3	2:33.026	111.8
22	172	Nuno Santos	PT	Nuno Santos	PT			Honda Civic Type R EP3	Super Tu	2	10	28:23.641	2:00.000	10.556	100.4	7	2:33.787	111.3
23	156	Paulo Gonçalves	PT	Paulo Gonçalves	PT			Honda Civic Type R EP3	Super Tr	12	8	22:49.879	2 Laps	2 Laps	99.9	8	2:31.593	112.9
24	180	Pedro Antunes	PT	Pedro Antunes	PT			Honda Civic Type R EP3	Super Tr	13	8	22:54.191	2 Laps	4.312	99.6	3	2:31.748	112.8
25	190	Marcos Gonçalves	PT	Marcos Gonçalves	PT			Renault Clio RS	Super Tu	3	8	26:03.317	2 Laps	3:09.126	87.5	6	2:45.941	103.1

Not classified: (Requirements: 75% of number laps of leader = 8 Laps)

176	Marco Coelho	PT	Marco Coelho	PT			Seat Ibiza 1.8 i 20vt	Super Ex	10	7	20:21.212	3 Laps	1 Lap	98.1	7	2:34.676	110.6
124	Eduardo Machado	PT	Eduardo Machado	PT			Vauxhall VX220 VXR	Super Ex	11	7	27:05.807	3 Laps	6:44.595	73.7	3	2:43.012	105.0
192	Vicente Serrão	PT	Vicente Serrão	PT			VW Golf 4	Super Ex	12	7	27:51.234	3 Laps	45.427	71.6	2	2:35.224	110.2
145	Nuno Dias	PT	Nuno Dias	PT			Porsche 911 Carrera (996)	Super Ex	13	3	7:18.497	7 Laps	4 Laps	117.1	3	2:23.950	118.9
141	Sebastião Teixeira	PT	Sebastião Teixeira	PT			Toyota Corolla T-Sport	Super Ex	14	2	5:33.432	8 Laps	1 Lap	102.6	2	2:36.861	109.1
120	Daniel Oliveira	PT	Daniel Oliveira	PT			Honda Civic Type R EP3	Super Tu	4								
126	Pedro Cardoso	PT	Pedro Cardoso	PT			Seat Leon Supercopa	Super Ex	15								

Fastest lap Vasco Barros in 2:11.737 at 129.9 Km/h in lap 8

Published at:.....

Track Temp: 47.9 °C Air Temp: 24.1 °C Humidity: 33 % Track Status: DRY

Race Director:

Pedro Lima

DCI PT26/1223

Timekeeper:

Paula García Viñas

JCR-04389-ESP/M



VILA REAL  
Circuito Internacional





Vila Real  
CPVSL  
Race - 1

Provisional Results



Super Extra	108	Lob Motorsport		PRT	Vasco Barros		PRT					Mercedes-Benz 190 E 2.3-16V	8	2:11.737	129.9
Super Trophy	155	Ribas Motorsport		PRT	Estevão Oliveira		PRT		André Ferreira		PRT	Honda Civic Type R EP3	7	2:24.242	118.6
Super Turismo	113	Ruben Fernandes		PRT	Ruben Fernandes		PRT					Renault Clio RS	8	2:27.203	116.2

Published at:.....

Track Temp: 47.9 °C Air Temp: 24.1 °C Humidity: 33 % Track Status: DRY

Race Director:

Pedro Lima

DCI PT26/1223

Timekeeper:

Paula García Viñas

JCR-04389-ESP/M



VILA REAL  
Circuito Internacional





Vila Real

CPVSL

Race - 1

Provisional Results by Category



Circuito Internacional de Vila Real 4.755 m.

Super Extra																		
Cls	Nº	Entrant/Team	Nat	Driver 1	Nat	Driver 2	Nat	Vehicle	Cat	Cl	Laps	Total Time	Gap	Interval	Km/h	Best	Time	Km/h
1	108	Lob Motorsport		Vasco Barros				Mercedes-Benz 190 E 2.3-16V	Super Ex	1	10	26:23.641			108.0	8	2:11.737	129.9
2	106	Nuno Batista		Nuno Batista				Seat Leon Supercopa	Super Ex	2	10	26:44.998	21.357	21.357	106.6	1	2:13.543	128.1
3	111	Hugo Mestre		Hugo Mestre				BMW E46	Super Ex	3	10	27:00.371	36.730	15.373	105.6	1	2:19.092	123.0
4	116	Sérgio Monteiro		<u>Sérgio Monteiro</u>		Abel Marques		Honda Civic Type R EP3	Super Ex	4	10	27:05.058	41.417	4.687	105.3	7	2:23.402	119.3
5	183	Hugo Lisboa		Hugo Lisboa				BMW 323 Compact	Super Ex	5	10	27:26.154	1:02.513	21.096	103.9	9	2:27.234	116.2
6	131	Daniel Pereira		Daniel Pereira				Audi S3 Quattro	Super Ex	6	10	27:32.788	1:09.147	6.634	103.5	4	2:26.676	116.7
7	135	João Vieira		João Vieira				BMW E36 320i	Super Ex	7	10	27:43.078	1:19.437	10.290	102.9	10	2:30.283	113.9
8	103	André Martins		André Martins				Seat Ibiza Cupra	Super Ex	8	10	27:44.532	1:20.891	1.454	102.8	8	2:26.892	116.5
9	123	Arlindo Beça		Arlindo Beça				Mini Cooper S	Super Ex	9	10	27:49.845	1:26.204	5.313	102.5	8	2:31.253	113.1

Not classified: (Requirements: 75% of number laps of leader = 8 Laps)

176	Marco Coelho		Marco Coelho				Seat Ibiza 1.8 i 20vt	Super Ex	10	7	20:21.212	3 Laps	3 Laps	98.1	7	2:34.676	110.6
124	Eduardo Machado		Eduardo Machado				Vauxhall VX220 VXR	Super Ex	11	7	27:05.807	3 Laps	6:44.595	73.7	3	2:43.012	105.0
192	Vicente Serrão		Vicente Serrão				VW Golf 4	Super Ex	12	7	27:51.234	3 Laps	45.427	71.6	2	2:35.224	110.2
145	Nuno Dias		Nuno Dias				Porsche 911 Carrera (996)	Super Ex	13	3	7:18.497	7 Laps	4 Laps	117.1	3	2:23.950	118.9
141	Sebastião Teixeira		Sebastião Teixeira				Toyota Corolla T-Sport	Super Ex	14	2	5:33.432	8 Laps	1 Lap	102.6	2	2:36.861	109.1
126	Pedro Cardoso		Pedro Cardoso				Seat Leon Supercopa	Super Ex	15								

Super Trophy																		
Cls	Nº	Entrant/Team	Nat	Driver 1	Nat	Driver 2	Nat	Vehicle	Cat	Cl	Laps	Total Time	Gap	Interval	Km/h	Best	Time	Km/h
1	155	Ribas Motorsport		<u>Estevão Oliveira</u>		André Ferreira		Honda Civic Type R EP3	Super Tr	1	10	27:11.074			104.9	7	2:24.242	118.6
2	151	Ribas Motorsport		<u>Luís Delgado</u>		José Artur Teixeira		Honda Civic Type R EP3	Super Tr	2	10	27:15.627	4.553	4.553	104.6	7	2:24.670	118.3
3	168	João Cabaça		João Cabaça				Honda Civic Type R EP3	Super Tr	3	10	27:15.821	4.747	0.194	104.6	7	2:25.535	117.6
4	160	Rodrigo Ferreira		<u>Rodrigo Ferreira</u>		Carlos Rodrigues		Honda Civic Type R EP3	Super Tr	4	10	27:16.118	5.044	0.297	104.6	9	2:25.079	117.9
5	154	João Ventura		João Ventura				Honda Civic Type R EP3	Super Tr	5	10	27:21.281	10.207	5.163	104.2	7	2:26.066	117.1
6	170	Pedro Silva		Pedro Silva				Honda Civic Type R EP3	Super Tr	6	10	27:22.915	11.841	1.634	104.1	8	2:26.643	116.7
7	162	Miguel Abrantes		<u>Miguel Abrantes</u>		José Maia		Honda Civic Type R EP3	Super Tr	7	10	27:32.726	21.652	9.811	103.5	8	2:27.375	116.1
8	150	Nelson Gomes		<u>Nelson Gomes</u>		Filipe Ferreira		Honda Civic Type R EP3	Super Tr	8	10	27:40.371	29.297	7.645	103.0	8	2:28.960	114.9
9	163	Eleutério Duarte		Eleutério Duarte				Renault Clio RS	Super Tr	9	10	27:45.032	33.958	4.661	102.8	9	2:29.068	114.8
10	175	Bernardo Batista		Bernardo Batista				Honda Civic Type R EP3	Super Tr	10	10	27:55.691	44.617	10.659	102.1	8	2:31.781	112.7
11	173	Manuel Mota		<u>Manuel Mota</u>		Fábio Mota		Honda Civic Type R EP3	Super Tr	11	10	28:13.085	1:02.011	17.394	101.1	3	2:33.026	111.8
12	156	Paulo Gonçalves		Paulo Gonçalves				Honda Civic Type R EP3	Super Tr	12	8	22:49.879	2 Laps	2 Laps	99.9	8	2:31.593	112.9
13	180	Pedro Antunes		Pedro Antunes				Honda Civic Type R EP3	Super Tr	13	8	22:54.191	2 Laps	4.312	99.6	3	2:31.748	112.8

Published at:.....

Track Temp: 47.9 °C Air Temp: 24.1 °C Humidity: 33 % Track Status: DRY

Race Director:

Pedro Lima

DCI PT26/1223

Timekeeper:

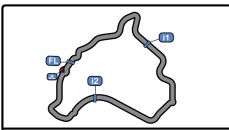
Paula García Viñas

JCR-04389-ESP/M



VILA REAL  
Circuito Internacional





Vila Real

CPVSL

Race - 1

Provisional Results by Category



Circuito Internacional de Vila Real 4.755 m.

Super Turismo																			
Cls	Nº	Entrant/Team	Nat	Driver 1	Nat	Driver 2	Nat	Vehicle	Cat	Cl	Laps	Total Time	Gap	Interval	Km/h	Best	Time	Km/h	
1	113	Ruben Fernandes		Ruben Fernandes				Renault Clio RS	Super Tu	1	10	27:31.571			103.6	8	2:27.203	116.2	
2	172	Nuno Santos		Nuno Santos				Honda Civic Type R EP3	Super Tu	2	10	28:23.641	52.070	52.070	100.4	7	2:33.787	111.3	
3	190	Marcos Gonçalves		Marcos Gonçalves				Renault Clio RS	Super Tu	3	8	26:03.317	2 Laps	2 Laps	87.5	6	2:45.941	103.1	
<b>Not classified: (Requirements: 75% of number laps of leader = 8 Laps)</b>																			
	120	Daniel Oliveira		Daniel Oliveira				Honda Civic Type R EP3	Super Tu	4									

Fastest lap Vasco Barros in 2:11.737 at 129.9 Km/h in lap 8

Published at:.....

Track Temp: 47.9 °C Air Temp: 24.1 °C Humidity: 33 % Track Status: DRY

Race Director:

Pedro Lima

DCI PT26/1223

Timekeeper:

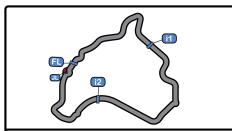
Paula García Viñas

JCR-04389-ESP/M



VILA REAL  
Circuito Internacional





Vila Real

CPVSL

Race - 1

Circuito Internacional de Vila Real 4.755 m

Provisional Classification by Driver Fastest Lap

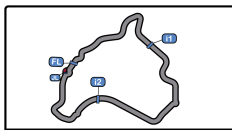


Clas	Nº	Entrant/Team	Nat	Vehicle	Driver	Nat	Cat	Clas	Laps	Best	Time	Gap	Interval	Km/h
1	108	Lob Motorsport	PT	Mercedes-Benz 190 E 2.3-16V	Vasco Barros	PT	Super E	1	10	8	2:11.737			129.9
2	106	Nuno Batista	PT	Seat Leon Supercopa	Nuno Batista	PT	Super E	2	10	1	2:13.543	1.806	1.806	128.1
3	111	Hugo Mestre	PT	BMW E46	Hugo Mestre	PT	Super E	3	10	1	2:19.092	7.355	5.549	123.0
4	116	Sérgio Monteiro	PT	Honda Civic Type R EP3	Sérgio Monteiro	PT	Super E	4	10	7	2:23.402	11.665	4.310	119.3
5	145	Nuno Dias	PT	Porsche 911 Carrera (996)	Nuno Dias	PT	Super E	5	3	3	2:23.950	12.213	0.548	118.9
6	155	Ribas Motorsport	PT	Honda Civic Type R EP3	Estevão Oliveira	PT	Super T	1	10	7	2:24.242	12.505	0.292	118.6
7	151	Ribas Motorsport	PT	Honda Civic Type R EP3	Luís Delgado	PT	Super T	2	10	7	2:24.670	12.933	0.428	118.3
8	160	Rodrigo Ferreira	PT	Honda Civic Type R EP3	Rodrigo Ferreira	PT	Super T	3	10	9	2:25.079	13.342	0.409	117.9
9	168	João Cabaça	PT	Honda Civic Type R EP3	João Cabaça	PT	Super T	4	10	7	2:25.535	13.798	0.456	117.6
10	154	João Ventura	PT	Honda Civic Type R EP3	João Ventura	PT	Super T	5	10	7	2:26.066	14.329	0.531	117.1
11	170	Pedro Silva	PT	Honda Civic Type R EP3	Pedro Silva	PT	Super T	6	10	8	2:26.643	14.906	0.577	116.7
12	131	Daniel Pereira	PT	Audi S3 Quattro	Daniel Pereira	PT	Super E	6	10	4	2:26.676	14.939	0.033	116.7
13	103	André Martins	PT	Seat Ibiza Cupra	André Martins	PT	Super E	7	10	8	2:26.892	15.155	0.216	116.5
14	113	Ruben Fernandes	PT	Renault Clio RS	Ruben Fernandes	PT	Super T	1	10	8	2:27.203	15.466	0.311	116.2
15	183	Hugo Lisboa	PT	BMW 323 Compact	Hugo Lisboa	PT	Super E	8	10	9	2:27.234	15.497	0.031	116.2
16	162	Miguel Abrantes	PT	Honda Civic Type R EP3	Miguel Abrantes	PT	Super T	7	10	8	2:27.375	15.638	0.141	116.1
17	150	Nelson Gomes	PT	Honda Civic Type R EP3	Nelson Gomes	PT	Super T	8	10	8	2:28.960	17.223	1.585	114.9
18	163	Eleutério Duarte	PT	Renault Clio RS	Eleutério Duarte	PT	Super T	9	10	9	2:29.068	17.331	0.108	114.8
19	135	João Vieira	PT	BMW E36 320i	João Vieira	PT	Super E	9	10	10	2:30.283	18.546	1.215	113.9
20	123	Arlindo Beça	PT	Mini Cooper S	Arlindo Beça	PT	Super E	10	10	8	2:31.253	19.516	0.970	113.1
21	156	Paulo Gonçalves	PT	Honda Civic Type R EP3	Paulo Gonçalves	PT	Super T	10	8	8	2:31.593	19.856	0.340	112.9
22	180	Pedro Antunes	PT	Honda Civic Type R EP3	Pedro Antunes	PT	Super T	11	8	3	2:31.748	20.011	0.155	112.8
23	175	Bernardo Batista	PT	Honda Civic Type R EP3	Bernardo Batista	PT	Super T	12	10	8	2:31.781	20.044	0.033	112.7
24	173	Manuel Mota	PT	Honda Civic Type R EP3	Manuel Mota	PT	Super T	13	10	3	2:33.026	21.289	1.245	111.8
25	172	Nuno Santos	PT	Honda Civic Type R EP3	Nuno Santos	PT	Super T	2	10	7	2:33.787	22.050	0.761	111.3
26	176	Marco Coelho	PT	Seat Ibiza 1.8 i 20vt	Marco Coelho	PT	Super E	11	7	7	2:34.676	22.939	0.889	110.6
27	192	Vicente Serrão	PT	VW Golf 4	Vicente Serrão	PT	Super E	12	7	2	2:35.224	23.487	0.548	110.2
28	141	Sebastião Teixeira	PT	Toyota Corolla T-Sport	Sebastião Teixeira	PT	Super E	13	2	2	2:36.861	25.124	1.637	109.1
29	124	Eduardo Machado	PT	Vauxhall VX220 VXR	Eduardo Machado	PT	Super E	14	7	3	2:43.012	31.275	6.151	105.0
30	190	Marcos Gonçalves	PT	Renault Clio RS	Marcos Gonçalves	PT	Super T	3	8	6	2:45.941	34.204	2.929	103.1



VILA REAL  
Circuito Internacional





Vila Real

CPVSL

Race - 1

Distance and Speed Average



Circuito Internacional de Vila Real 4.755 m.

Cls	Nº	Entrant/Team	Nat	Driver 1	Nat	Driver 2	Nat	Vehicle	Cat	Cls	Laps	Distance	Total Time	Km/h
1	108	Lob Motorsport	PT	Vasco Barros	PT			Mercedes-Benz 190 E 2.3-16V	Super E	1	10	47.55	26:23.641	108.0
2	106	Nuno Batista	PT	Nuno Batista	PT			Seat Leon Supercopa	Super E	2	10	47.55	26:44.998	106.6
3	111	Hugo Mestre	PT	Hugo Mestre	PT			BMW E46	Super E	3	10	47.55	27:00.371	105.6
4	116	Sérgio Monteiro	PT	<u>Sérgio Monteiro</u>	PT	Abel Marques	PT	Honda Civic Type R EP3	Super E	4	10	47.55	27:05.058	105.3
5	155	Ribas Motorsport	PT	<u>Estevão Oliveira</u>	PT	André Ferreira	PT	Honda Civic Type R EP3	Super Tr	1	10	47.55	27:11.074	104.9
6	151	Ribas Motorsport	PT	<u>Luís Delgado</u>	PT	José Artur Teixeira	PT	Honda Civic Type R EP3	Super Tr	2	10	47.55	27:15.627	104.6
7	168	João Cabaça	PT	João Cabaça	PT			Honda Civic Type R EP3	Super Tr	3	10	47.55	27:15.821	104.6
8	160	Rodrigo Ferreira	PT	<u>Rodrigo Ferreira</u>	PT	Carlos Rodrigues	PT	Honda Civic Type R EP3	Super Tr	4	10	47.55	27:16.118	104.6
9	154	João Ventura	PT	João Ventura	PT			Honda Civic Type R EP3	Super Tr	5	10	47.55	27:21.281	104.2
10	170	Pedro Silva	PT	Pedro Silva	PT			Honda Civic Type R EP3	Super Tr	6	10	47.55	27:22.915	104.1
11	183	Hugo Lisboa	PT	Hugo Lisboa	PT			BMW 323 Compact	Super E	5	10	47.55	27:26.154	103.9
12	113	Ruben Fernandes	PT	Ruben Fernandes	PT			Renault Clio RS	Super T	1	10	47.55	27:31.571	103.6
13	162	Miguel Abrantes	PT	<u>Miguel Abrantes</u>	PT	José Maia	PT	Honda Civic Type R EP3	Super Tr	7	10	47.55	27:32.726	103.5
14	131	Daniel Pereira	PT	Daniel Pereira	PT			Audi S3 Quattro	Super E	6	10	47.55	27:32.788	103.5
15	150	Nelson Gomes	PT	<u>Nelson Gomes</u>	PT	Filipe Ferreira	PT	Honda Civic Type R EP3	Super Tr	8	10	47.55	27:40.371	103.0
16	135	João Vieira	PT	João Vieira	PT			BMW E36 320i	Super E	7	10	47.55	27:43.078	102.9
17	103	André Martins	PT	André Martins	PT			Seat Ibiza Cupra	Super E	8	10	47.55	27:44.532	102.8
18	163	Eleutério Duarte	PT	Eleutério Duarte	PT			Renault Clio RS	Super Tr	9	10	47.55	27:45.032	102.8
19	123	Arlindo Beça	PT	Arlindo Beça	PT			Mini Cooper S	Super E	9	10	47.55	27:49.845	102.5
20	175	Bernardo Batista	PT	Bernardo Batista	PT			Honda Civic Type R EP3	Super Tr	10	10	47.55	27:55.691	102.1
21	173	Manuel Mota	PT	<u>Manuel Mota</u>	PT	Fábio Mota	PT	Honda Civic Type R EP3	Super Tr	11	10	47.55	28:13.085	101.1
22	172	Nuno Santos	PT	Nuno Santos	PT			Honda Civic Type R EP3	Super T	2	10	47.55	28:23.641	100.4
23	156	Paulo Gonçalves	PT	Paulo Gonçalves	PT			Honda Civic Type R EP3	Super Tr	12	8	38.04	22:49.879	99.9
24	180	Pedro Antunes	PT	Pedro Antunes	PT			Honda Civic Type R EP3	Super Tr	13	8	38.04	22:54.191	99.6
25	190	Marcos Gonçalves	PT	Marcos Gonçalves	PT			Renault Clio RS	Super T	3	8	38.04	26:03.317	87.5

Not classified: (Requirements: 75% of number laps of leader = 8 Laps)

176	Marco Coelho	PT	Marco Coelho	PT			Seat Ibiza 1.8 i 20vt	Super E	10	7	33.28	20:21.212	98.1
124	Eduardo Machado	PT	Eduardo Machado	PT			Vauxhall VX220 VXR	Super E	11	7	33.28	27:05.807	73.7
192	Vicente Serrão	PT	Vicente Serrão	PT			VW Golf 4	Super E	12	7	33.28	27:51.234	71.6
145	Nuno Dias	PT	Nuno Dias	PT			Porsche 911 Carrera (996)	Super E	13	3	14.26	7:18.497	117.1
141	Sebastião Teixeira	PT	Sebastião Teixeira	PT			Toyota Corolla T-Sport	Super E	14	2	09.51	5:33.432	102.6
120	Daniel Oliveira	PT	Daniel Oliveira	PT			Honda Civic Type R EP3	Super T	4				
126	Pedro Cardoso	PT	Pedro Cardoso	PT			Seat Leon Supercopa	Super E	15				





Vila Real

CPVSL

Race - 1

Lap Analysis



<b>103</b>	André Martins	<b>113</b>	Renault Clio RS
------------	---------------	------------	-----------------

Super Extra							Super								
Lap	D	Time	Sector 1	Sector 2	Sector 3	T. Spd	Elapsed	Lap	D	Time	Sector 1	Sector 2	Sector 3	T. Spd	Elapsed
1		2:40.773	57.908	56.985	45.880		2:40.773	1		2:32.861	53.699	54.411	44.751		2:32.861
2		2:33.668	51.850	57.208	44.610		5:14.441	2		2:28.116	49.767	53.718	44.631		5:00.977
3		2:29.027	50.189	54.930	43.908		7:43.468	3		2:28.328	50.030	54.037	44.261		7:29.305
4		2:30.339	50.497	55.076	44.766		10:13.807	4		2:28.898	50.278	54.423	44.197		9:58.203
5		2:39.754	51.472	58.699	49.583		12:53.561	5		2:45.042	50.064	1:01.435	53.543		12:43.245
6		4:42.978	1:13.351	1:54.815	1:34.812		17:36.539	6		4:49.328	1:17.838	1:54.667	1:36.823		17:32.573
7		2:28.749	50.749	54.055	43.945		20:05.288	7		2:27.610	50.238	53.914	43.458		20:00.183
8		2:26.892	48.869	53.210	44.813		22:32.180	8		2:27.203	49.480	54.146	43.577		22:27.386
9		2:29.004	49.551	54.113	45.340		25:01.184	9		2:30.018	51.582	54.171	44.265		24:57.404
10		2:43.348	50.313	1:00.308	52.727		27:44.532	10		2:34.167	51.540	56.469	46.158		27:31.571

<b>106</b>	Nuno Batista	<b>116</b>	Honda Civic Type R EP3
------------	--------------	------------	------------------------

Super Extra							Super Extra								
Lap	D	Time	Sector 1	Sector 2	Sector 3	T. Spd	Elapsed	Lap	D	Time	Sector 1	Sector 2	Sector 3	T. Spd	Elapsed
1		2:13.543	43.431	49.251	40.861		2:13.543	1		2:25.557	47.811	53.198	44.548		2:25.557
2		2:17.464	45.410	50.127	41.927		4:31.007	2		2:28.315	49.338	53.794	45.183		4:53.872
3		2:23.173	49.867	51.495	41.811		6:54.180	3		2:26.155	48.460	53.575	44.120		7:20.027
4		2:25.177	49.465	53.823	41.889		9:19.357	4		2:25.197	47.660	53.202	44.335		9:45.224
5		2:41.218	48.334	55.311	57.573		12:00.575	5		2:48.749	48.522	1:07.120	53.107		12:33.973
6		5:24.479	1:45.730	2:01.134	1:37.615		17:25.054	6		4:53.254	1:19.509	1:55.661	1:38.084		17:27.227
7		2:14.387	44.676	48.895	40.816		19:39.441	7		2:23.402	48.019	52.074	43.309		19:50.629
8		2:16.798	44.335	50.320	42.143		21:56.239	8		2:24.610	48.036	52.506	44.068		22:15.239
9		2:22.851	49.293	50.786	42.772		24:19.090	9		2:24.421	47.733	52.630	44.058		24:39.660
10		2:25.908	49.620	53.262	43.026		26:44.998	10		2:25.398	47.875	53.217	44.306		27:05.058

<b>108</b>	Vasco Barros	<b>123</b>	Mini Cooper S
------------	--------------	------------	---------------

Super Extra							Super Extra								
Lap	D	Time	Sector 1	Sector 2	Sector 3	T. Spd	Elapsed	Lap	D	Time	Sector 1	Sector 2	Sector 3	T. Spd	Elapsed
1		2:11.809	42.555	48.729	40.525		2:11.809	1		2:38.010	56.323	56.381	45.306		2:38.010
2		2:13.709	44.447	48.752	40.510		4:25.518	2		2:32.730	51.587	55.892	45.251		5:10.740
3		2:14.717	44.595	48.786	41.336		6:40.235	3		2:37.395	51.677	59.637	46.081		7:48.135
4		2:17.741	45.462	51.026	41.253		8:57.976	4		2:35.284	52.726	56.048	46.510		10:23.419
5		2:43.847	45.023	49.477	1:09.347		11:41.823	5		2:58.488	58.297	1:04.943	55.248		13:21.907
6		5:41.891	2:03.014	2:01.281	1:37.596		17:23.714	6		4:16.368	56.896	1:44.606	1:34.866		17:38.275
7		2:11.958	44.056	47.987	39.915		19:35.672	7		2:33.154	51.253	56.709	45.192		20:11.429
8		2:11.737	44.104	47.983	39.650		21:47.409	8		2:31.253	50.351	55.437	45.465		22:42.682
9		2:14.689	44.520	49.040	41.129		24:02.098	9		2:33.886	51.537	55.336	47.013		25:16.568
10		2:21.543	45.248	49.519	46.776		26:23.641	10		2:33.277	51.635	55.438	46.204		27:49.845

<b>111</b>	Hugo Mestre	<b>124</b>	Vauxhall VX220 VXR
------------	-------------	------------	--------------------

Super Extra							Super Extra								
Lap	D	Time	Sector 1	Sector 2	Sector 3	T. Spd	Elapsed	Lap	D	Time	Sector 1	Sector 2	Sector 3	T. Spd	Elapsed
1		2:19.092	45.240	50.542	43.310		2:19.092	1		3:04.892	1:01.577	1:03.434	59.881		3:04.892
2		2:22.898	47.319	51.671	43.908		4:41.990	2		2:49.486	57.473	1:01.908	50.105		5:54.378
3		2:23.875	47.522	52.438	43.915		7:05.865	3		2:43.012	52.473	1:00.807	49.732		8:37.390
4		2:24.166	47.531	52.892	43.743		9:30.031	4		3:02.195	53.869	59.362	1:08.964		11:39.585
5		2:42.486	48.140	59.754	54.592		12:12.517	5		3:28.297	1:16.824	1:10.666	1:00.807		15:07.882
6		5:13.865	1:40.204	1:55.576	1:38.085		17:26.382	6		8:25.242 P	1:07.219	1:09.582	6:08.441		23:33.124
7		2:20.739	46.622	50.904	43.213		19:47.121	7		3:32.683	1:11.194	1:20.081	1:01.408		27:05.807
8		2:23.737	48.864	51.748	43.125		22:10.858								
9		2:24.311	48.155	51.584	44.572		24:35.169								
10		2:25.202	47.770	52.685	44.747		27:00.371								





Vila Real  
CPVSL  
Race - 1  
Lap Analysis



**131** Daniel Pereira Audi S3 Quattro **151** Luís Delgado Honda Civic Type R EP3  
Super Extra Daniel Pereira Super José Artur Teixeira Ribas Motorsport

Lap	D	Time	Sector 1	Sector 2	Sector 3	T. Spd	Elapsed	Lap	D	Time	Sector 1	Sector 2	Sector 3	T. Spd	Elapsed
1		2:46.911	1:04.509	57.527	44.875		2:46.911	1	1	2:26.400	48.246	53.352	44.802		2:26.400
2		2:28.723	49.089	55.476	44.158		5:15.634	2	1	2:30.191	50.699	54.337	45.155		4:56.591
3		2:26.677	47.843	53.798	45.036		7:42.311	3	1	2:26.778	49.476	52.838	44.464		7:23.369
4		2:26.676	49.106	52.306	45.264		10:08.987	4	1	2:27.239	49.292	53.249	44.698		9:50.608
5		2:39.758	49.533	59.160	51.065		12:48.745	5	1	2:48.193	49.411	1:05.595	53.187		12:38.801
6		4:47.490	1:16.495	1:54.659	1:36.336		17:36.235	6	1	4:51.273	1:17.392	1:56.014	1:37.867		17:30.074
7		2:28.439	50.314	52.626	45.499		20:04.674	7	1	2:24.670	48.910	52.242	43.518		19:54.744
8		2:27.258	48.918	52.755	45.585		22:31.932	8	1	2:25.995	49.202	52.914	43.879		22:20.739
9		2:28.546	48.859	53.707	45.980		25:00.478	9	1	2:26.296	49.074	53.072	44.150		24:47.035
10		2:32.310	49.045	54.145	49.120		27:32.788	10	1	2:28.592	49.322	52.773	46.497		27:15.627

**135** João Vieira BMW E36 320i **154** João Ventura Honda Civic Type R EP3  
Super Extra João Vieira Super João Ventura

Lap	D	Time	Sector 1	Sector 2	Sector 3	T. Spd	Elapsed	Lap	D	Time	Sector 1	Sector 2	Sector 3	T. Spd	Elapsed
1		2:40.367	56.865	56.304	47.198		2:40.367	1		2:31.330	51.797	54.332	45.201		2:31.330
2		2:38.620	52.146	59.587	46.887		5:18.987	2		2:27.697	49.195	53.382	45.120		4:59.027
3		2:32.588	51.242	55.636	45.710		7:51.575	3		2:26.989	49.122	53.210	44.657		7:26.016
4		2:32.958	51.835	54.854	46.269		10:24.533	4		2:26.456	48.970	53.216	44.270		9:52.472
5		2:58.245	57.901	1:04.857	55.487		13:22.778	5		2:48.551	49.012	1:06.224	53.315		12:41.023
6		4:16.537	56.972	1:44.411	1:35.154		17:39.315	6		4:50.423	1:17.198	1:56.362	1:36.863		17:31.446
7		2:30.929	51.203	54.315	45.411		20:10.244	7		2:26.066	48.716	53.274	44.076		19:57.512
8		2:30.670	50.668	54.459	45.543		22:40.914	8		2:27.856	48.877	53.280	45.699		22:25.368
9		2:31.881	50.958	55.210	45.713		25:12.795	9		2:27.182	49.380	53.407	44.395		24:52.550
10		2:30.283	50.394	54.306	45.583		27:43.078	10		2:28.731	49.453	55.108	44.170		27:21.281

**141** Sebastião Teixeira Toyota Corolla T-Sport **155** Estevão Oliveira Honda Civic Type R EP3  
Super Extra Sebastião Teixeira Super André Ferreira Ribas Motorsport

Lap	D	Time	Sector 1	Sector 2	Sector 3	T. Spd	Elapsed	Lap	D	Time	Sector 1	Sector 2	Sector 3	T. Spd	Elapsed
1		2:56.571	1:06.214	1:00.378	49.979		2:56.571	1	1	2:27.782	50.425	52.807	44.550		2:27.782
2		2:36.861	51.661	57.468	47.732		5:33.432	2	1	2:27.617	49.656	53.683	44.278		4:55.399
3			58.145					3	1	2:25.985	49.107	52.767	44.111		7:21.384
4								4	1	2:26.722	48.554	53.290	44.878		9:48.106
5								5	1	2:46.362	49.268	1:04.238	52.856		12:34.468
6								6	1	4:53.494	1:19.924	1:55.491	1:38.079		17:27.962
7								7	1	2:24.242	48.628	52.159	43.455		19:52.204
8								8	1	2:24.847	48.518	52.573	43.756		22:17.051
9								9	1	2:25.762	48.817	52.642	44.303		24:42.813
10								10	1	2:28.261	49.275	53.471	45.515		27:11.074

**145** Nuno Dias Porsche 911 Carrera (996) **156** Paulo Gonçalves Honda Civic Type R EP3  
Super Extra Nuno Dias Super Paulo Gonçalves

Lap	D	Time	Sector 1	Sector 2	Sector 3	T. Spd	Elapsed	Lap	D	Time	Sector 1	Sector 2	Sector 3	T. Spd	Elapsed
1		2:27.342	49.657	52.575	45.110		2:27.342	1		2:45.331	59.895	57.424	48.012		2:45.331
2		2:27.205	49.916	51.958	45.331		4:54.547	2		2:36.836	52.697	56.556	47.583		5:22.167
3		2:23.950	48.019	51.976	43.955		7:18.497	3		2:33.029	50.783	55.527	46.719		7:55.196
4			47.719	51.949				4		2:35.543	50.990	56.184	48.369		10:30.739

**150** Nelson Gomes Honda Civic Type R EP3 **156** Paulo Gonçalves Honda Civic Type R EP3  
Super Filipe Ferreira Nelson Gomes Super Paulo Gonçalves

Lap	D	Time	Sector 1	Sector 2	Sector 3	T. Spd	Elapsed	Lap	D	Time	Sector 1	Sector 2	Sector 3	T. Spd	Elapsed
1	1	2:43.061	59.016	56.925	47.120		2:43.061	1		2:45.331	59.895	57.424	48.012		2:45.331
2	1	2:31.118	50.590	55.448	45.080		5:14.179	2		2:36.836	52.697	56.556	47.583		5:22.167
3	1	2:30.183	49.336	55.001	45.846		7:44.362	3		2:33.029	50.783	55.527	46.719		7:55.196
4	1	2:30.235	50.136	55.101	44.998		10:14.597	4		2:35.543	50.990	56.184	48.369		10:30.739
5	1	2:40.009	52.040	58.896	49.073		12:54.606	5		2:55.559	57.071	1:04.306	54.182		13:26.298
6	1	4:42.598	1:13.154	1:54.865	1:34.579		17:37.204	6		4:16.820	56.641	1:44.286	1:35.893		17:43.118
7	1	2:31.483	50.872	54.216	46.395		20:08.687	7		2:35.168	51.146	56.491	47.531		20:18.286
8	1	2:28.960	50.487	53.437	45.036		22:37.647	8		2:31.593	50.965	56.347	44.281		22:49.879
9	1	2:31.725	50.401	54.678	46.646		25:09.372	9			50.377	54.794			
10	1	2:30.999	50.815	54.095	46.089		27:40.371								





Vila Real  
CPVSL  
Race - 1  
Lap Analysis



160 Rodrigo Ferreira Honda Civic Type R EP3 170 Pedro Silva Honda Civic Type R EP3  
Super Carlos Rodrigues Rodrigo Ferreira Super Pedro Silva

Lap	D	Time	Sector 1	Sector 2	Sector 3	T. Spd	Elapsed	Lap	D	Time	Sector 1	Sector 2	Sector 3	T. Spd	Elapsed
1	1	2:31.989	52.821	53.652	45.516		2:31.989	1	1	2:33.813	54.101	54.492	45.220		2:33.813
2	1	2:27.708	49.463	52.959	45.286		4:59.697	2	1	2:29.370	50.148	53.922	45.300		5:03.183
3	1	2:26.773	49.405	52.645	44.723		7:26.470	3	1	2:28.200	49.655	54.085	44.460		7:31.383
4	1	2:26.530	49.167	53.041	44.322		9:53.000	4	1	2:28.519	49.274	54.760	44.485		9:59.902
5	1	2:48.536	49.119	1:06.451	52.966		12:41.536	5	1	2:45.348	49.853	1:02.861	52.634		12:45.250
6	1	4:50.235	1:17.888	1:55.530	1:36.817		17:31.771	6	1	4:47.876	1:17.007	1:54.361	1:36.508		17:33.126
7	1	2:27.098	50.627	52.722	43.749		19:58.869	7	1	2:28.684	49.939	54.076	44.669		20:01.810
8	1	2:25.872	49.023	52.119	44.730		22:24.741	8	1	2:26.643	49.272	53.143	44.228		22:28.453
9	1	2:25.079	48.760	52.180	44.139		24:49.820	9	1	2:27.460	50.122	53.237	44.101		24:55.913
10	1	2:26.298	48.800	52.513	44.985		27:16.118	10	1	2:27.002	48.980	53.597	44.425		27:22.915

162 Miguel Abrantes Honda Civic Type R EP3 172 Nuno Santos Honda Civic Type R EP3  
Super José Maia Miguel Abrantes Super Nuno Santos

Lap	D	Time	Sector 1	Sector 2	Sector 3	T. Spd	Elapsed	Lap	D	Time	Sector 1	Sector 2	Sector 3	T. Spd	Elapsed
1	1	2:36.809	55.149	55.615	46.045		2:36.809	1	1	2:54.438	1:02.263	1:02.142	50.033		2:54.438
2	1	2:30.484	49.368	54.888	46.228		5:07.293	2	1	2:37.721	51.232	58.097	48.392		5:32.159
3	1	2:29.975	49.527	54.526	45.922		7:37.268	3	1	2:38.049	51.518	59.852	46.679		8:10.208
4	1	2:29.326	50.330	54.352	44.644		10:06.594	4	1	2:33.900	50.572	56.932	46.396		10:44.108
5	1	2:39.479	50.342	58.905	50.232		12:46.073	5	1	2:58.502	55.532	1:09.253	53.717		13:42.610
6	1	4:47.757	1:17.092	1:54.204	1:36.461		17:33.830	6	1	4:02.984	1:00.136	1:27.825	1:35.023		17:45.594
7	1	2:28.700	49.810	54.231	44.659		20:02.530	7	1	2:33.787	50.593	55.894	47.300		20:19.381
8	1	2:27.375	49.051	53.970	44.354		22:29.905	8	1	2:35.730	52.110	55.768	47.852		22:55.111
9	1	2:31.014	49.644	55.595	45.775		25:00.919	9	1	2:42.402	52.880	1:00.419	49.103		25:37.513
10	1	2:31.807	49.636	54.653	47.518		27:32.726	10	1	2:46.128	55.042	1:00.892	50.194		28:23.641

163 Eleutério Duarte Renault Clio RS 173 Manuel Mota Honda Civic Type R EP3  
Super Eleutério Duarte Super Fábio Mota Manuel Mota

Lap	D	Time	Sector 1	Sector 2	Sector 3	T. Spd	Elapsed	Lap	D	Time	Sector 1	Sector 2	Sector 3	T. Spd	Elapsed
1	1	2:51.181	1:03.096	1:01.504	46.581		2:51.181	1	1	2:43.819	58.392	58.049	47.378		2:43.819
2	1	2:31.872	50.900	54.881	46.091		5:23.053	2	1	2:37.242	50.961	59.001	47.280		5:21.061
3	1	2:32.451	50.731	55.085	46.635		7:55.504	3	1	2:33.026	51.094	55.217	46.715		7:54.087
4	1	2:34.659	51.144	56.113	47.402		10:30.163	4	1	2:34.869	50.697	56.588	47.584		10:28.956
5	1	2:55.390	56.755	1:04.354	54.281		13:25.553	5	1	2:55.555	56.542	1:04.582	54.431		13:24.511
6	1	4:16.543	56.825	1:44.243	1:35.475		17:42.096	6	1	4:16.295	55.859	1:44.729	1:35.707		17:40.806
7	1	2:33.870	51.614	55.700	46.556		20:15.966	7	1	2:36.677	51.886	57.490	47.301		20:17.483
8	1	2:29.115	49.741	54.508	44.866		22:45.081	8	1	2:35.797	51.308	57.374	47.115		22:53.280
9	1	2:29.068	49.692	54.313	45.063		25:14.149	9	1	2:40.505	52.888	57.211	50.406		25:33.785
10	1	2:30.883	50.171	53.878	46.834		27:45.032	10	1	2:39.300	51.779	59.314	48.207		28:13.085

168 João Cabaça Honda Civic Type R EP3 175 Bernardo Batista Honda Civic Type R EP3  
Super João Cabaça Super Bernardo Batista

Lap	D	Time	Sector 1	Sector 2	Sector 3	T. Spd	Elapsed	Lap	D	Time	Sector 1	Sector 2	Sector 3	T. Spd	Elapsed
1	1	2:30.450	51.414	53.997	45.039		2:30.450	1	1	2:42.634	57.632	57.888	47.114		2:42.634
2	1	2:27.705	48.733	53.809	45.163		4:58.155	2	1	2:37.379	50.901	1:00.116	46.362		5:20.013
3	1	2:26.544	48.717	53.300	44.527		7:24.699	3	1	2:32.784	50.694	56.068	46.022		7:52.797
4	1	2:26.769	49.030	53.378	44.361		9:51.468	4	1	2:36.912	51.368	57.554	47.990		10:29.709
5	1	2:48.028	48.795	1:06.379	52.854		12:39.496	5	1	2:55.329	56.609	1:04.416	54.304		13:25.038
6	1	4:50.856	1:17.436	1:56.882	1:36.538		17:30.352	6	1	4:16.490	56.196	1:44.553	1:35.741		17:41.528
7	1	2:25.535	48.830	52.894	43.811		19:55.887	7	1	2:33.307	51.709	55.888	45.710		20:14.835
8	1	2:25.809	48.987	52.752	44.070		22:21.696	8	1	2:31.781	50.031	55.603	46.147		22:46.616
9	1	2:25.556	48.790	52.998	43.768		24:47.252	9	1	2:33.065	50.267	56.860	45.938		25:19.681
10	1	2:28.569	49.346	53.300	45.923		27:15.821	10	1	2:36.010	50.303	58.603	47.104		27:55.691





Vila Real  
CPVSL  
Race - 1  
Lap Analysis



176 Marco Coelho Seat Ibiza 1.8 i 20vt 192 Vicente Serrão VW Golf 4

Super Extra						Super Extra									
Lap	D	Time	Sector 1	Sector 2	Sector 3	T. Spd	Elapsed	Lap	D	Time	Sector 1	Sector 2	Sector 3	T. Spd	Elapsed
1		3:00.318	1:04.397	1:03.524	52.397		3:00.318	1		2:55.651	1:04.215	1:01.275	50.161		2:55.651
2		2:37.195	51.762	57.379	48.054		5:37.513	2		2:35.224	50.717	56.916	47.591		5:30.875
3		2:39.734	52.051	57.316	50.367		8:17.247	3		2:45.940	52.404	1:01.344	52.192		8:16.815
4		2:34.954	51.843	56.627	46.484		10:52.201	4		3:55.237	1:11.544	1:28.205	1:15.488		12:12.052
5		2:50.983	51.430	1:05.793	53.760		13:43.184	5		7:59.926 P	1:41.256	2:13.655	4:05.015		20:11.978
6		4:03.352	59.965	1:28.435	1:34.952		17:46.536	6		3:49.937	1:19.717	1:22.983	1:07.237		24:01.915
7		2:34.676	51.613	56.250	46.813		20:21.212	7		3:49.319	1:12.200	1:22.267	1:14.852		27:51.234
8			51.868	1:09.502											

180 Pedro Antunes Honda Civic Type R EP3

Super							
Lap	D	Time	Sector 1	Sector 2	Sector 3	T. Spd	Elapsed
1		2:50.707	1:02.531	1:01.138	47.038		2:50.707
2		2:34.682	52.194	56.047	46.441		5:25.389
3		2:31.748	50.655	55.015	46.078		7:57.137
4		2:37.858	50.679	1:00.373	46.806		10:34.995
5		2:52.064	54.164	1:04.469	53.431		13:27.059
6		4:16.914	56.916	1:43.911	1:36.087		17:43.973
7		2:34.806	50.764	56.376	47.666		20:18.779
8		2:35.412	51.663	56.071	47.678		22:54.191
9			56.401	1:37.565			

183 Hugo Lisboa BMW 323 Compact

Super Extra							
Lap	D	Time	Sector 1	Sector 2	Sector 3	T. Spd	Elapsed
1		2:36.292	54.895	54.746	46.651		2:36.292
2		2:30.229	49.589	54.524	46.116		5:06.521
3		2:30.215	49.676	54.479	46.060		7:36.736
4		2:31.702	51.256	55.176	45.270		10:08.438
5		2:39.121	49.298	59.151	50.672		12:47.559
6		4:47.262	1:16.658	1:54.323	1:36.281		17:34.821
7		2:29.129	49.940	53.643	45.546		20:03.950
8		2:27.430	48.733	53.456	45.241		22:31.380
9		2:27.234	48.454	54.526	44.254		24:58.614
10		2:27.540	48.540	53.497	45.503		27:26.154

190 Marcos Gonçalves Renault Clio RS

Super							
Lap	D	Time	Sector 1	Sector 2	Sector 3	T. Spd	Elapsed
1		2:59.455	1:04.004	1:04.187	51.264		2:59.455
2		4:26.328 P	57.964	59.977	2:28.387		7:25.783
3		3:16.359	1:15.406	1:12.539	48.414		10:42.142
4		2:59.339	56.873	1:07.903	54.563		13:41.481
5		4:03.266	1:00.694	1:27.304	1:35.268		17:44.747
6		2:45.941	57.832	59.264	48.845		20:30.688
7		2:46.393	58.646	1:00.002	47.745		23:17.081
8		2:46.236	57.430	1:00.086	48.720		26:03.317
9			56.918	58.834			





**Vila Real  
CPVSL  
Race - 1**



**Analysis by Lap**

Num	Lap Time	Gap
<b>Lap 1</b>		
108	2:11.809	
106	2:13.543	01.734
111	2:19.092	07.283
116	2:25.557	13.748
151	2:26.400	14.591
145	2:27.342	15.533
155	2:27.782	15.973
168	2:30.450	18.641
154	2:31.330	19.521
160	2:31.989	20.180
113	2:32.861	21.052
170	2:33.813	22.004
183	2:36.292	24.483
162	2:36.809	25.000
123	2:38.010	26.201
135	2:40.367	28.558
103	2:40.773	28.964
175	2:42.634	30.825
150	2:43.061	31.252
173	2:43.819	32.010
156	2:45.331	33.522
131	2:46.911	35.102
180	2:50.707	38.898
163	2:51.181	39.372
172	2:54.438	42.629
192	2:55.651	43.842
141	2:56.571	44.762
190	2:59.455	47.646
176	3:00.318	48.509
124	3:04.892	53.083
<b>Num Lap Time Gap</b>		
<b>Lap 2</b>		
108	2:13.709	
106	2:17.464	05.489
111	2:22.898	16.472
116	2:28.315	28.354
145	2:27.205	29.029
155	2:27.617	29.881
151	2:30.191	31.073
168	2:27.705	32.637
154	2:27.697	33.509
160	2:27.708	34.179
113	2:28.116	35.459
170	2:29.370	37.665
183	2:30.229	41.003
162	2:30.484	41.775
123	2:32.730	45.222
150	2:31.118	48.661
103	2:33.668	48.923
131	2:28.723	50.116
135	2:38.620	53.469
175	2:37.379	54.495
173	2:37.242	55.543
156	2:36.836	56.649
163	2:31.872	57.535
180	2:34.682	59.871

Num	Lap Time	Gap
192	2:35.224	1:05.357
172	2:37.721	1:06.641
141	2:36.861	1:07.914
176	2:37.195	1:11.995
124	2:49.486	1:28.860
<b>Num Lap Time Gap</b>		
<b>Lap 3</b>		
108	2:14.717	
106	2:23.173	13.945
111	2:23.875	25.630
145	2:23.950	38.262
116	2:26.155	39.792
155	2:25.985	41.149
151	2:26.778	43.134
168	2:26.544	44.464
190	4:26.328	1 Lap
154	2:26.989	45.781
160	2:26.773	46.235
113	2:28.328	49.070
170	2:28.200	51.148
183	2:30.215	56.501
162	2:29.975	57.033
131	2:26.677	1:02.076
103	2:29.027	1:03.233
150	2:30.183	1:04.127
123	2:37.395	1:07.900
135	2:32.588	1:11.340
175	2:32.784	1:12.562
173	2:33.026	1:13.852
156	2:33.029	1:14.961
163	2:32.451	1:15.269
180	2:31.748	1:16.902
172	2:38.049	1:29.973
192	2:45.940	1:36.580
176	2:39.734	1:37.012
124	2:43.012	1:57.155
<b>Num Lap Time Gap</b>		
<b>Lap 4</b>		
108	2:17.741	
106	2:25.177	21.381
111	2:24.166	32.055
116	2:25.197	47.248
155	2:26.722	50.130
151	2:27.239	52.632
168	2:26.769	53.492
154	2:26.456	54.496
160	2:26.530	55.024
113	2:28.898	1:00.227
170	2:28.519	1:01.926
162	2:29.326	1:08.618
183	2:31.702	1:10.462
131	2:26.676	1:11.011
103	2:30.339	1:15.831
150	2:30.235	1:16.621
123	2:35.284	1:25.443
135	2:32.958	1:26.557
173	2:34.869	1:30.980

Num	Lap Time	Gap
175	2:36.912	1:31.733
163	2:34.659	1:32.187
156	2:35.543	1:32.763
180	2:37.858	1:37.019
190	3:16.359	1 Lap
172	2:33.900	1:46.132
176	2:34.954	1:54.225
124	3:02.195	2:41.609
<b>Num Lap Time Gap</b>		
<b>Lap 5</b>		
108	2:43.847	
106	2:41.218	18.752
192	3:55.237	1 Lap
111	2:42.486	30.694
116	2:48.749	52.150
155	2:46.362	52.645
151	2:48.193	56.978
168	2:48.028	57.673
154	2:48.551	59.200
160	2:48.536	59.713
113	2:45.042	1:01.422
170	2:45.348	1:03.427
162	2:39.479	1:04.250
183	2:39.121	1:05.736
131	2:39.758	1:06.922
103	2:39.754	1:11.738
150	2:40.009	1:12.783
123	2:58.488	1:40.084
135	2:58.245	1:40.955
173	2:55.555	1:42.688
175	2:55.329	1:43.215
163	2:55.390	1:43.730
156	2:55.559	1:44.475
180	2:52.064	1:45.236
190	2:59.339	1 Lap
172	2:58.502	2:00.787
176	2:50.983	2:01.361
124	3:28.297	3:26.059
<b>Num Lap Time Gap</b>		
<b>Lap 6</b>		
108	5:41.891	
106	5:24.479	01.340
111	5:13.865	02.668
116	4:53.254	03.513
155	4:53.494	04.248
151	4:51.273	06.360
168	4:50.856	06.638
154	4:50.423	07.732
160	4:50.235	08.057
113	4:49.328	08.859
170	4:47.876	09.412
162	4:47.757	10.116
183	4:47.262	11.107
131	4:47.490	12.521
103	4:42.978	12.825
150	4:42.598	13.490
123	4:16.368	14.561

Num	Lap Time	Gap
135	4:16.537	15.601
173	4:16.295	17.092
175	4:16.490	17.814
163	4:16.543	18.382
156	4:16.820	19.404
180	4:16.914	20.259
190	4:03.266	1 Lap
172	4:02.984	21.880
176	4:03.352	22.822
<b>Num Lap Time Gap</b>		
<b>Lap 7</b>		
108	2:11.958	
106	2:14.387	03.769
111	2:20.739	11.449
116	2:23.402	14.957
155	2:24.242	16.532
151	2:24.670	19.072
168	2:25.535	20.215
154	2:26.066	21.840
160	2:27.098	23.197
113	2:27.610	24.511
170	2:28.684	26.138
162	2:28.700	26.858
183	2:29.129	28.278
131	2:28.439	29.002
103	2:28.749	29.616
150	2:31.483	33.015
135	2:30.929	34.572
123	2:33.154	35.757
192	7:59.926	2 Laps
175	2:33.307	39.163
163	2:33.870	40.294
173	2:36.677	41.811
156	2:35.168	42.614
180	2:34.806	43.107
172	2:33.787	43.709
176	2:34.676	45.540
190	2:45.941	1 Lap
<b>Num Lap Time Gap</b>		
<b>Lap 8</b>		
108	2:11.737	
106	2:16.798	08.830
111	2:23.737	23.449
116	2:24.610	27.830
155	2:24.847	29.642
151	2:25.995	33.330
168	2:25.809	34.287
160	2:25.872	37.332
154	2:27.856	37.959
113	2:27.203	39.977
170	2:26.643	41.044
162	2:27.375	42.496
183	2:27.430	43.971
131	2:27.258	44.523
103	2:26.892	44.771
150	2:28.960	50.238
135	2:30.670	53.505

Num	Lap Time	Gap
123	2:31.253	55.273
163	2:29.115	57.672
175	2:31.781	59.207
156	2:31.593	1:02.470
173	2:35.797	1:05.871
180	2:35.412	1:06.782
172	2:35.730	1:07.702
190	2:46.393	1 Lap
124	8:25.242	2 Laps
192	3:49.937	2 Laps
<b>Num Lap Time Gap</b>		
<b>Lap 9</b>		
108	2:14.689	
106	2:22.851	16.992
111	2:24.311	33.071
116	2:24.421	37.562
155	2:25.762	40.715
151	2:26.296	44.937
168	2:25.556	45.154
160	2:25.079	47.722
154	2:27.182	50.452
170	2:27.460	53.815
113	2:30.018	55.306
183	2:27.234	56.516
131	2:28.546	58.380
162	2:31.014	58.821
103	2:29.004	59.086
150	2:31.725	1:07.274
135	2:31.881	1:10.697
163	2:29.068	1:12.051
123	2:33.886	1:14.470
175	2:33.065	1:17.583
173	2:40.505	1:31.687
172	2:42.402	1:35.415
190	2:46.236	1 Lap
<b>Num Lap Time Gap</b>		
<b>Lap 10</b>		
108	2:21.543	
106	2:25.908	21.357
111	2:25.202	36.730
116	2:25.398	41.417
124	3:32.683	3 Laps
155	2:28.261	47.433
151	2:28.592	51.986
168	2:28.569	52.180
160	2:26.298	52.477
154	2:28.731	57.640
170	2:27.002	59.274
183	2:27.540	1:02.513
113	2:34.167	1:07.930
162	2:31.807	1:09.085
131	2:32.310	1:09.147
150	2:30.999	1:16.730
135	2:30.283	1:19.437
103	2:43.348	1:20.891
163	2:30.883	1:21.391
123	2:33.277	1:26.204





Vila Real  
 CPVSL  
 Race - 1  
 Analysis by Lap



Circuito Internacional de Vila Real 4.755 m.

Num	Lap Time	Gap
192	3:49.319	3 Laps
175	2:36.010	1:32.050
173	2:39.300	1:49.444
172	2:46.128	2:00.000





Vila Real

CPVSL

Race - 1

Best Sectors Results



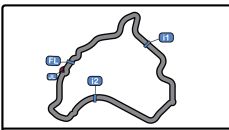
Circuito Internacional de Vila Real 4.755 m.

Sector - 1		Sector - 2		Sector - 3		Ideal Lap vs Best Lap					
Clas	Nº Driver	Time	Nº Driver	Time	Nº Driver	Time	Clas	Nº Driver	Ideal Lap	Best Lap	Clas
1	108 Vasco Barros	42.555	108 Vasco Barros	47.983	108 Vasco Barros	39.650	1	108 Vasco Barros	2:10.188	2:11.737	1
2	106 Nuno Batista	43.431	106 Nuno Batista	48.895	106 Nuno Batista	40.816	2	106 Nuno Batista	2:13.142	2:13.543	2
3	111 Hugo Mestre	45.240	111 Hugo Mestre	50.542	111 Hugo Mestre	43.125	3	111 Hugo Mestre	2:18.907	2:19.092	3
4	116 Monteiro - Marques	47.660	145 Nuno Dias	51.949	116 Monteiro - Marques	43.309	4	116 Monteiro - Marques	2:23.043	2:23.402	4
5	145 Nuno Dias	47.719	116 Monteiro - Marques	52.074	155 Oliveira - Ferreira	43.455	5	145 Nuno Dias	2:23.623	2:23.950	5
6	131 Daniel Pereira	47.843	160 Ferreira - Rodrigues	52.119	113 Ruben Fernandes	43.458	6	151 Delgado - Artur Teixeira	2:24.006	2:24.670	7
7	151 Delgado - Artur Teixeira	48.246	155 Oliveira - Ferreira	52.159	151 Delgado - Artur Teixeira	43.518	7	155 Oliveira - Ferreira	2:24.132	2:24.242	6
8	183 Hugo Lisboa	48.454	151 Delgado - Artur Teixeira	52.242	160 Ferreira - Rodrigues	43.749	8	131 Daniel Pereira	2:24.307	2:26.676	12
9	155 Oliveira - Ferreira	48.518	131 Daniel Pereira	52.306	168 João Cabaça	43.768	9	160 Ferreira - Rodrigues	2:24.628	2:25.079	8
10	154 João Ventura	48.716	168 João Cabaça	52.752	103 André Martins	43.908	10	168 João Cabaça	2:25.237	2:25.535	9
11	168 João Cabaça	48.717	170 Pedro Silva	53.143	145 Nuno Dias	43.955	11	103 André Martins	2:25.987	2:26.892	13
12	160 Ferreira - Rodrigues	48.760	154 João Ventura	53.210	154 João Ventura	44.076	12	154 João Ventura	2:26.002	2:26.066	10
13	103 André Martins	48.869	103 André Martins	53.210	170 Pedro Silva	44.101	13	183 Hugo Lisboa	2:26.164	2:27.234	15
14	170 Pedro Silva	48.980	150 Gomes - Ferreira	53.437	131 Daniel Pereira	44.158	14	170 Pedro Silva	2:26.224	2:26.643	11
15	162 Abrantes - Maia	49.051	183 Hugo Lisboa	53.456	183 Hugo Lisboa	44.254	15	113 Ruben Fernandes	2:26.656	2:27.203	14
16	150 Gomes - Ferreira	49.336	113 Ruben Fernandes	53.718	156 Paulo Gonçalves	44.281	16	162 Abrantes - Maia	2:27.375	2:27.375	16
17	113 Ruben Fernandes	49.480	163 Eleutério Duarte	53.878	162 Abrantes - Maia	44.354	17	150 Gomes - Ferreira	2:27.771	2:28.960	17
18	163 Eleutério Duarte	49.692	162 Abrantes - Maia	53.970	163 Eleutério Duarte	44.866	18	163 Eleutério Duarte	2:28.436	2:29.068	18
19	175 Bernardo Batista	50.031	135 João Vieira	54.306	150 Gomes - Ferreira	44.998	19	156 Paulo Gonçalves	2:29.452	2:31.593	21
20	123 Arlindo Beça	50.351	156 Paulo Gonçalves	54.794	123 Arlindo Beça	45.192	20	135 João Vieira	2:30.111	2:30.283	19
21	156 Paulo Gonçalves	50.377	180 Pedro Antunes	55.015	135 João Vieira	45.411	21	123 Arlindo Beça	2:30.879	2:31.253	20
22	135 João Vieira	50.394	173 Mota - Mota	55.217	175 Bernardo Batista	45.710	22	175 Bernardo Batista	2:31.344	2:31.781	23
23	172 Nuno Santos	50.572	123 Arlindo Beça	55.336	180 Pedro Antunes	46.078	23	180 Pedro Antunes	2:31.748	2:31.748	22
24	180 Pedro Antunes	50.655	175 Bernardo Batista	55.603	172 Nuno Santos	46.396	24	173 Mota - Mota	2:32.629	2:33.026	24
25	173 Mota - Mota	50.697	172 Nuno Santos	55.768	176 Marco Coelho	46.484	25	172 Nuno Santos	2:32.736	2:33.787	25
26	192 Vicente Serrão	50.717	176 Marco Coelho	56.250	173 Mota - Mota	46.715	26	176 Marco Coelho	2:34.164	2:34.676	26
27	176 Marco Coelho	51.430	192 Vicente Serrão	56.916	192 Vicente Serrão	47.591	27	192 Vicente Serrão	2:35.224	2:35.224	27
28	141 Sebastião Teixeira	51.661	141 Sebastião Teixeira	57.468	141 Sebastião Teixeira	47.732	28	141 Sebastião Teixeira	2:36.861	2:36.861	28
29	124 Eduardo Machado	52.473	190 Marcos Gonçalves	58.834	190 Marcos Gonçalves	47.745	29	124 Eduardo Machado	2:41.567	2:43.012	29
30	190 Marcos Gonçalves	56.873	124 Eduardo Machado	59.362	124 Eduardo Machado	49.732	30	190 Marcos Gonçalves	2:43.452	2:45.941	30



VILA REAL  
Circuito Internacional





Vila Real

CPVSL

Race - 1

Leader Sequence



Nº Entrant/Team	Nat	Driver 1	Nat	Driver 2	Nat	Vehicle	Cat	Start Lap	End Lap	Laps	Total Laps
108 Lob Motorsport		Vasco Barros				Mercedes-Benz 190 E 2.3-16V	Super	1	10	10	10



VILA REAL  
Circuito Internacional





Vila Real

CPVSL

Race - 1

Best 5 Lap Times



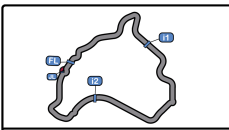
Circuito Internacional de Vila Real 4.755 m.

Cl	Nº Entrant/Team	Nat	Driver 1	Nat	Driver 2	Nat	Vehicle	Cat	Cl	Best 1		Best 2		Best 3		Best 4		Best 5	
										Time	Lap	Time	Lap	Time	Lap	Time	Lap	Time	Lap
1	108 Lob Motorsport	PT	Vasco Barros	PT			Mercedes-Benz 190 E 2.3-16V	Super Ex	1	2:11.737	8	2:11.809	1	2:11.958	7	2:13.709	2	2:14.689	9
2	106 Nuno Batista	PT	Nuno Batista	PT			Seat Leon Supercopa	Super Ex	2	2:13.543	1	2:14.387	7	2:16.798	8	2:17.464	2	2:22.851	9
3	111 Hugo Mestre	PT	Hugo Mestre	PT			BMW E46	Super Ex	3	2:19.092	1	2:20.739	7	2:22.898	2	2:23.737	8	2:23.875	3
4	116 Sérgio Monteiro	PT	<u>Sérgio Monteiro</u>	PT	Abel Marques	PT	Honda Civic Type R EP3	Super Ex	4	2:23.402	7	2:24.421	9	2:24.610	8	2:25.197	4	2:25.398	10
5	145 Nuno Dias	PT	Nuno Dias	PT			Porsche 911 Carrera (996)	Super Ex	5	2:23.950	3	2:27.205	2	2:27.342	1				
6	155 Ribas Motorsport	PT	<u>Estevão Oliveira</u>	PT	André Ferreira	PT	Honda Civic Type R EP3	Super Tr	1	2:24.242	7	2:24.847	8	2:25.762	9	2:25.985	3	2:26.722	4
7	151 Ribas Motorsport	PT	<u>Luís Delgado</u>	PT	José Artur Teixeira	PT	Honda Civic Type R EP3	Super Tr	2	2:24.670	7	2:25.995	8	2:26.296	9	2:26.400	1	2:26.778	3
8	160 Rodrigo Ferreira	PT	<u>Rodrigo Ferreira</u>	PT	Carlos Rodrigues	PT	Honda Civic Type R EP3	Super Tr	3	2:25.079	9	2:25.872	8	2:26.298	10	2:26.530	4	2:26.773	3
9	168 João Cabaça	PT	João Cabaça	PT			Honda Civic Type R EP3	Super Tr	4	2:25.535	7	2:25.556	9	2:25.809	8	2:26.544	3	2:26.769	4
10	154 João Ventura	PT	João Ventura	PT			Honda Civic Type R EP3	Super Tr	5	2:26.066	7	2:26.456	4	2:26.989	3	2:27.182	9	2:27.697	2
11	170 Pedro Silva	PT	Pedro Silva	PT			Honda Civic Type R EP3	Super Tr	6	2:26.643	8	2:27.002	10	2:27.460	9	2:28.200	3	2:28.519	4
12	131 Daniel Pereira	PT	Daniel Pereira	PT			Audi S3 Quattro	Super Ex	6	2:26.676	4	2:26.677	3	2:27.258	8	2:28.439	7	2:28.546	9
13	103 André Martins	PT	André Martins	PT			Seat Ibiza Cupra	Super Ex	7	2:26.892	8	2:28.749	7	2:29.004	9	2:29.027	3	2:30.339	4
14	113 Ruben Fernandes	PT	Ruben Fernandes	PT			Renault Clio RS	Super Tu	1	2:27.203	8	2:27.610	7	2:28.116	2	2:28.328	3	2:28.898	4
15	183 Hugo Lisboa	PT	Hugo Lisboa	PT			BMW 323 Compact	Super Ex	8	2:27.234	9	2:27.430	8	2:27.540	10	2:29.129	7	2:30.215	3
16	162 Miguel Abrantes	PT	<u>Miguel Abrantes</u>	PT	José Maia	PT	Honda Civic Type R EP3	Super Tr	7	2:27.375	8	2:28.700	7	2:29.326	4	2:29.975	3	2:30.484	2
17	150 Nelson Gomes	PT	<u>Nelson Gomes</u>	PT	Filipe Ferreira	PT	Honda Civic Type R EP3	Super Tr	8	2:28.960	8	2:30.183	3	2:30.235	4	2:30.999	10	2:31.118	2
18	163 Eleutério Duarte	PT	Eleutério Duarte	PT			Renault Clio RS	Super Tr	9	2:29.068	9	2:29.115	8	2:30.883	10	2:31.872	2	2:32.451	3
19	135 João Vieira	PT	João Vieira	PT			BMW E36 320i	Super Ex	9	2:30.283	10	2:30.670	8	2:30.929	7	2:31.881	9	2:32.588	3
20	123 Arlindo Beça	PT	Arlindo Beça	PT			Mini Cooper S	Super Ex	10	2:31.253	8	2:32.730	2	2:33.154	7	2:33.277	10	2:33.886	9
21	156 Paulo Gonçalves	PT	Paulo Gonçalves	PT			Honda Civic Type R EP3	Super Tr	10	2:31.593	8	2:33.029	3	2:35.168	7	2:35.543	4	2:36.836	2
22	180 Pedro Antunes	PT	Pedro Antunes	PT			Honda Civic Type R EP3	Super Tr	11	2:31.748	3	2:34.682	2	2:34.806	7	2:35.412	8	2:37.858	4
23	175 Bernardo Batista	PT	Bernardo Batista	PT			Honda Civic Type R EP3	Super Tr	12	2:31.781	8	2:32.784	3	2:33.065	9	2:33.307	7	2:36.010	10
24	173 Manuel Mota	PT	<u>Manuel Mota</u>	PT	Fábio Mota	PT	Honda Civic Type R EP3	Super Tr	13	2:33.026	3	2:34.869	4	2:35.797	8	2:36.677	7	2:37.242	2
25	172 Nuno Santos	PT	Nuno Santos	PT			Honda Civic Type R EP3	Super Tu	2	2:33.787	7	2:33.900	4	2:35.730	8	2:37.721	2	2:38.049	3
26	176 Marco Coelho	PT	Marco Coelho	PT			Seat Ibiza 1.8 i 20vt	Super Ex	11	2:34.676	7	2:34.954	4	2:37.195	2	2:39.734	3	2:50.983	5
27	192 Vicente Serrão	PT	Vicente Serrão	PT			VW Golf 4	Super Ex	12	2:35.224	2	2:45.940	3	2:55.651	1	3:49.319	7	3:49.937	6
28	141 Sebastião Teixeira	PT	Sebastião Teixeira	PT			Toyota Corolla T-Sport	Super Ex	13	2:36.861	2	2:56.571	1						
29	124 Eduardo Machado	PT	Eduardo Machado	PT			Vauxhall VX220 VXR	Super Ex	14	2:43.012	3	2:49.486	2	3:02.195	4	3:04.892	1	3:28.297	5
30	190 Marcos Gonçalves	PT	Marcos Gonçalves	PT			Renault Clio RS	Super Tu	3	2:45.941	6	2:46.236	8	2:46.393	7	2:59.339	4	2:59.455	1



VILA REAL  
Circuito Internacional





Vila Real

CPVSL

Race - 1

Fastest Laps Sequence

Circuito Internacional de Vila Real 4.755 m.

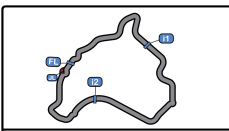


Lap	Time of Day	Session Time	Nº Entrant/Team	Nat	Driver 1	Nat	Driver 2	Nat	Vehicle	Cat	Time	Km/h
8	15:05:42.112	21:47.112	108 Lob Motorsport		Vasco Barros				Mercedes-Benz 190 E 2.3-16V	Super E	2:11.737	129.9



VILA REAL  
Circuito Internacional





Vila Real  
CPVSL  
Race - 1  
Lap Chart

Circuito Internacional de Vila Real 4.755 m.



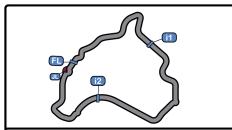
LAP

Nr	Po	Grid	1	2	3	4	5	6	7	8	9	10
108	<b>1</b>	108	108	108	108	108	108	108	108	108	108	108
111	<b>2</b>	111	106	106	106	106	106	106	106	106	106	106
106	<b>3</b>	106	111	111	111	111	111	111	111	111	111	111
116	<b>4</b>	116	116	116	145	116	116	116	116	116	116	116
145	<b>5</b>	145	151	145	116	155	155	155	155	155	155	155
120	<b>6</b>	120	145	155	155	151	151	151	151	151	151	151
155	<b>7</b>	155	155	151	151	168	168	168	168	168	168	168
160	<b>8</b>	160	168	168	168	154	154	154	154	160	160	160
151	<b>9</b>	151	154	154	154	160	160	160	160	154	154	154
168	<b>10</b>	168	160	160	160	113	113	113	113	113	170	170
154	<b>11</b>	154	113	113	113	170	170	170	170	170	113	183
183	<b>12</b>	183	170	170	170	162	162	162	162	162	183	113
170	<b>13</b>	170	183	183	183	183	183	183	183	183	131	162
126	<b>14</b>	126	162	162	162	131	131	131	131	131	162	131
113	<b>15</b>	113	123	123	131	103	103	103	103	103	103	150
162	<b>16</b>	162	135	150	103	150	150	150	150	150	150	135
123	<b>17</b>	123	103	103	150	123	123	123	135	135	135	103
135	<b>18</b>	135	175	131	123	135	135	135	123	123	163	163
103	<b>19</b>	103	150	135	135	173	173	173	175	163	123	123
175	<b>20</b>	175	173	175	175	175	175	175	163	175	175	175
156	<b>21</b>	156	156	173	173	163	163	163	173	156	173	173
173	<b>22</b>	173	131	156	156	156	156	156	156	173	172	172
176	<b>23</b>	176	180	163	163	180	180	180	180	180	180	180
172	<b>24</b>	172	163	180	180	172	172	172	172	172	172	172
150	<b>25</b>	150	172	192	172	176	176	176	176	190	190	190
124	<b>26</b>	124	192	172	192	124	124	190	190	190	190	190
190	<b>27</b>	190	141	141	176	192	190	124	124	124	124	124
192	<b>28</b>	192	190	176	124	190	192	192	192	192	192	192
180	<b>29</b>	180	176	124	190	190	190	190	190	190	190	190



VILA REAL  
Circuito Internacional





Vila Real  
 CPVSL  
 Race - 1  
 Lap Chart

Circuito Internacional de Vila Real 4.755 m.



**LAP**

Nr	Po	Grid	1	2	3	4	5	6	7	8	9	10
141	<b>30</b>	141	124	190								
163	<b>31</b>	163										
131	<b>32</b>	131										

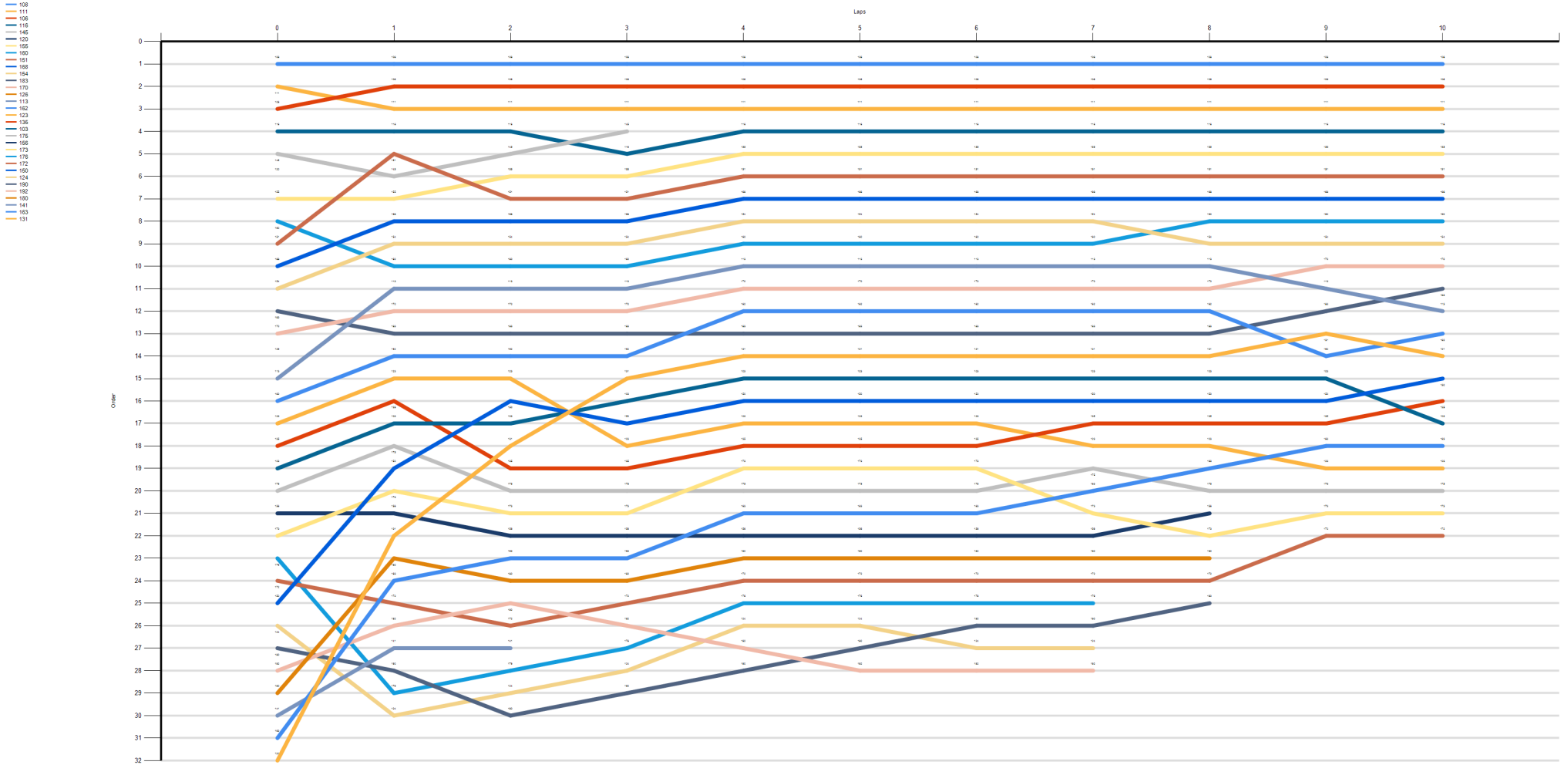


**VILA REAL**  
 Circuito Internacional



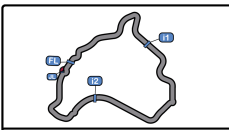


Vila Real  
 CPVSL  
 Race - 1  
 Graphic Lap Chart



VILA REAL  
 Circuito Internacional





Vila Real

CPVSL

Race - 1

Pit Stop Analysis

Circuito Internacional de Vila Real 4.755 m.



Ord	Nr.	In Day Time	Entrant/Team	Nat	Driver 1	Nat	Driver 2	Nat	Vehicle	Cat	In Time	Stop N°	Pit Time	Handicap	Diff.
1	192	15:01:46.911	Vicente Serrão		Vicente Serrão				VW Golf 4	Super	17:52.208	1	2:19.770		
2	124	15:02:14.989	Eduardo Machado		Eduardo Machado				Vauxhall VX220 VXR	Super	18:20.286	1	5:12.838		

\* timing tolerance of 0.3%



VILA REAL  
Circuito Internacional

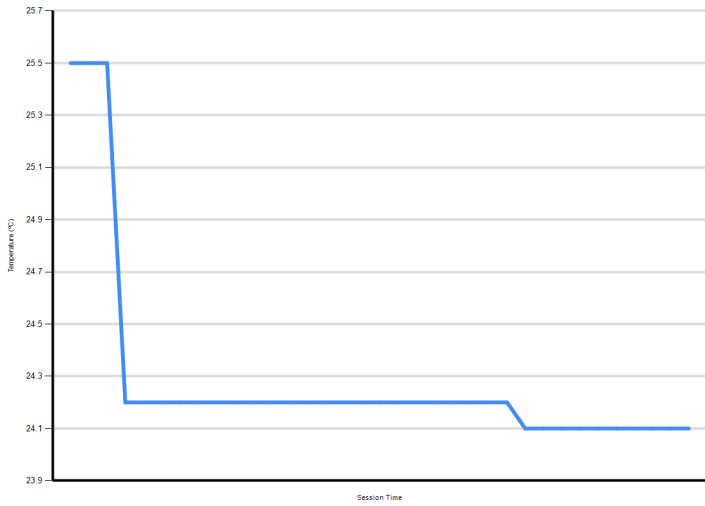




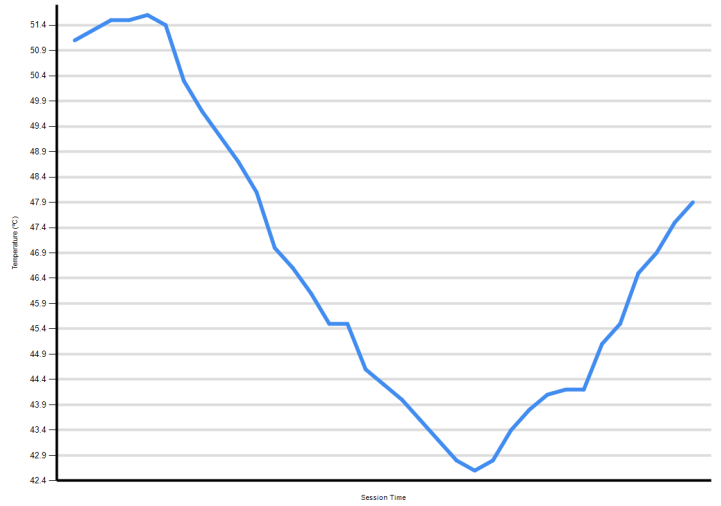
# Vila Real CPVSL Race - 1 Weather Report



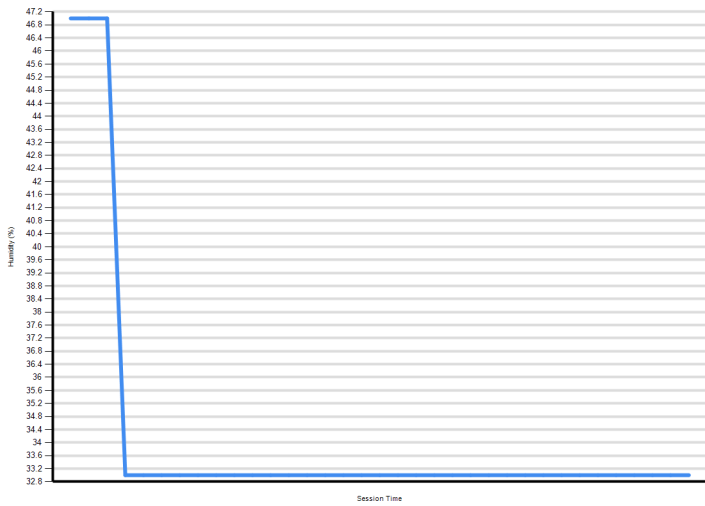
Air Temperature




Track Temperature



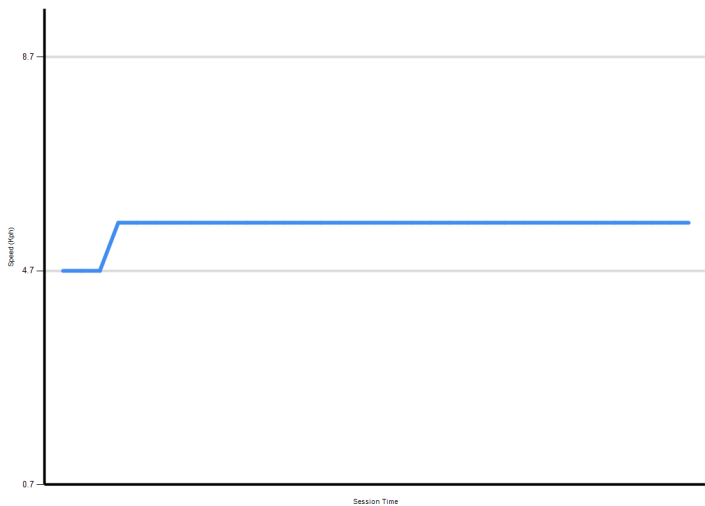
Humidity



Pressure



Wind Speed



Wind direction

